


# **Board of County Commissioners**

## **Sumter County, Florida**

7375 Powell Road • Wildwood, FL 34785 • Phone (352) 689-4400 • FAX: (352) 689-4401  
Website: <http://sumtercountyfl.gov>



September 21, 2015

Chairman Don Hahnfeldt  
Vice Chairman Garry Breeden  
Second Vice Chairman Doug Gilpin  
Commissioner Don Burgess  
Commissioner Al Butler

Reference: Fiscal Year 2015/2016 Final Budget

Honorable Chairman, Vice Chairman, Second Vice Chairman, and Commissioners:

The enclosed documents contain the Fiscal Year 2015/2016 (FY 15/16) balanced final budget for your review and consideration. This budget complies with the provisions of Chapters 129 and 200 of the Florida Statutes that govern the budget process. The balanced final budget meets the required funding level to continue Sumter County's exceptional delivery of customer service in the most cost-efficient manner.

The final budget complies with the Sumter County Financial Policies in the three specific areas:

1. Maintaining the financial viability of the County to provide adequate levels of services to the customers;
2. Maintaining the financial flexibility to adapt to statutory, state, regional, local, economic and demographic changes;
3. Sustaining and enhancing the public infrastructure to provide for the health, safety and welfare of the County's citizens.

The Sumter County Financial Policies set goals for the final budget not to exceed the citizen's ability to pay for the services. Four target indices compare their percentage of growth from one year to the next to that of the proposed General Fund percentage of increase in expenditures from FY 14/15 to FY 15/16.

- Sumter County Population Change (3.92 % : 3.42 %)  
(Population Source – 2015 estimate from the Florida Bureau of Economic and Business Research)
- Consumer Price Index (CPI):
  - CPI-W – July 2015 (-0.53 % : 3.42 %)
  - CPI-U – July 2015 (-0.05 % : 3.42 %)  
(Source – U.S. Bureau of Labor Statistics)
- Per capita Florida personal income 2015 (3.17 % : 3.42 %)  
(Forecast Source – U.S. Department of Commerce, Bureau of Economic Analysis)

Al Butler, Dist 1  
(352) 689-4400  
7375 Powell Road  
Wildwood, FL 34785

Doug Gilpin, Dist 2  
Second Vice Chairman  
(352) 689-4400  
7375 Powell Road  
Wildwood, FL 34785

Don Burgess, Dist 3  
(352) 689-4400  
7375 Powell Road  
Wildwood, FL 34785

Garry Breeden, Dist 4  
Vice Chairman  
(352) 689-4400  
7375 Powell Road  
Wildwood, FL 34785

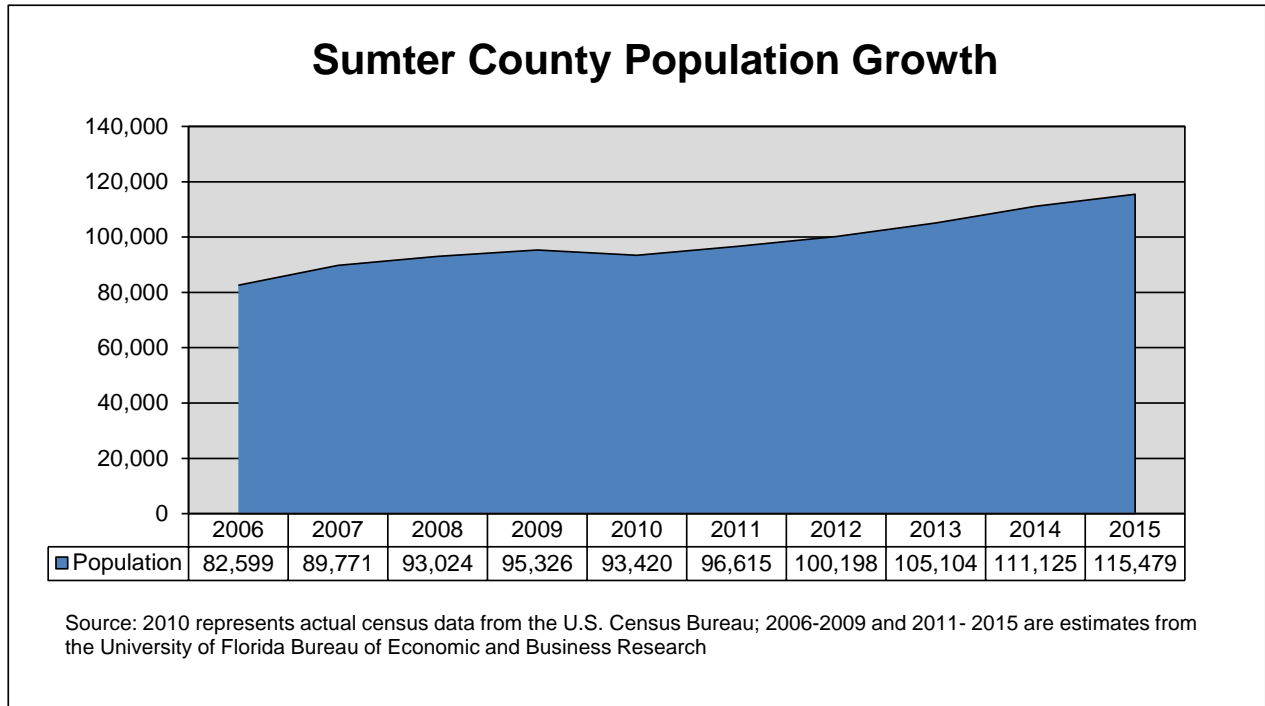
Don Hahnfeldt, Dist 5  
Chairman  
(352) 689-4400  
7375 Powell Road  
Wildwood, FL 34785

Bradley S. Arnold,  
County Administrator  
(352) 689-4400  
7375 Powell Road  
Wildwood, FL 34785

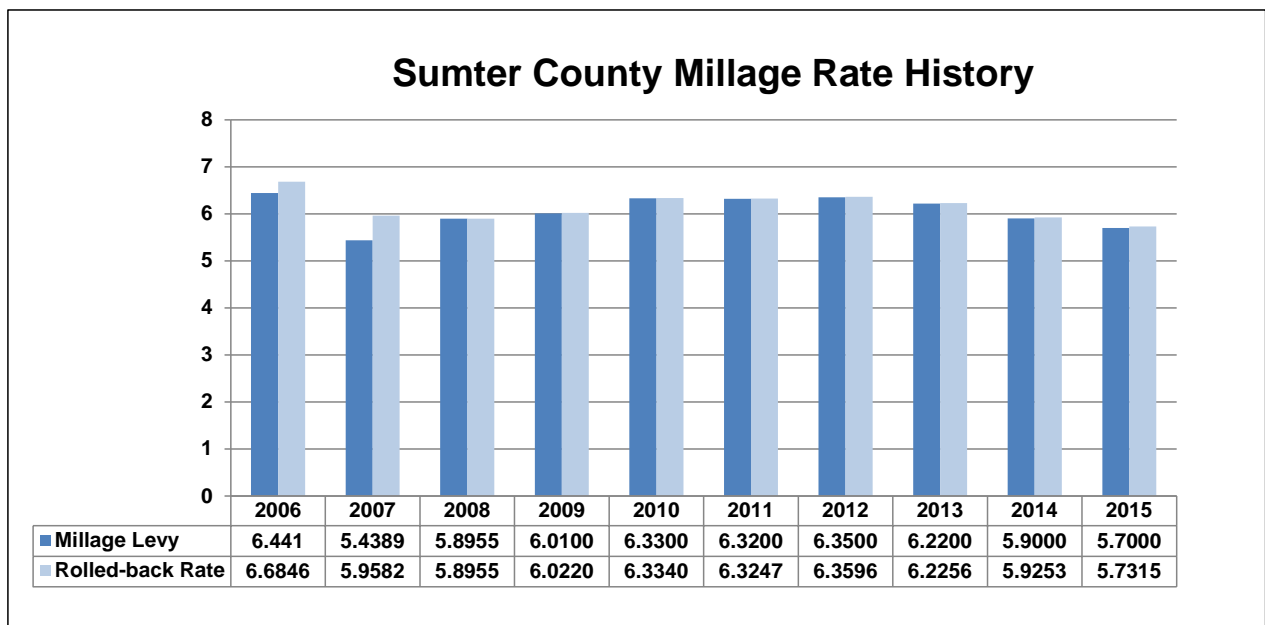
Gloria R. Hayward, Clerk & Auditor  
(352) 569-6600  
215 East McCollum Avenue  
Bushnell, FL 33513

County Attorney  
The Hogan Law Firm  
Post Office Box 485  
Brooksville, Florida 34605

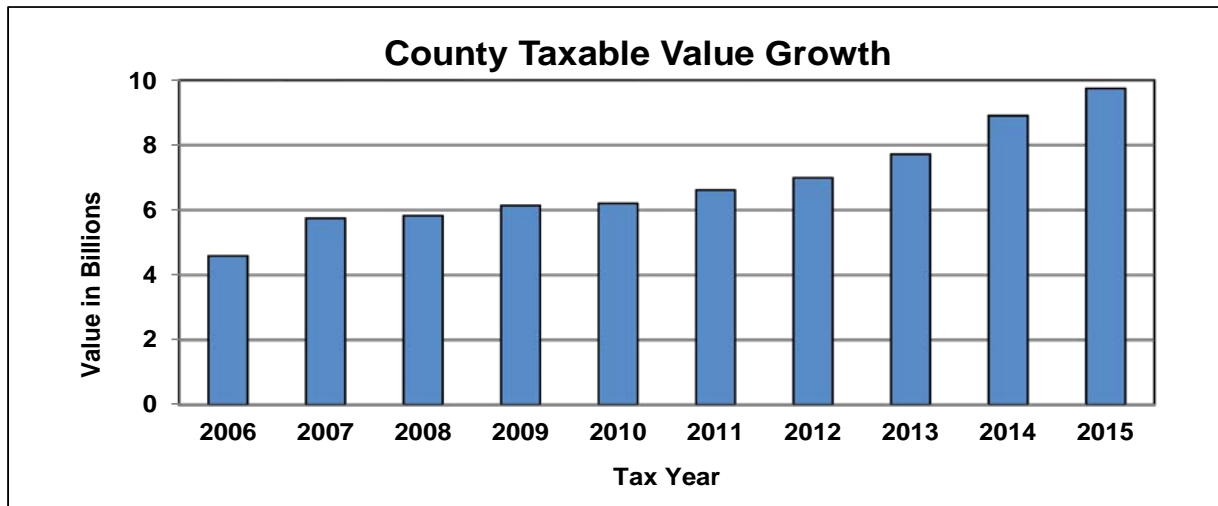
The proposed expenditure growth in the General Fund exceeds the CPI-W, CPI-U, and per capita personal income values for July 2015; however, it does not outpace the annual population.



In light of exceeding three of the four goals, the recommended final millage rate of 5.7 is below the rolled-back rate, constituting a legally defined tax reduction. This recommendation will provide the eleventh year that the BOCC considers a budget at or below the projected rolled-back rate.



THE REMAINING PORTION OF THIS PAGE IS INTENTIONALLY BLANK



Outlined below are the budget increases or decreases by fund type:

	FY 14/15 Amended Budget*	FY 15/16 Final Budget	Increase/ Decrease	Dollar Change Inc (Dec)
General Fund	103,941,053	107,495,903	3.42%	3,554,850
Special Revenue Funds	61,539,567	37,552,200	-38.98%	(23,987,367)
Debt Service Fund	8,462,240	8,315,785	-1.73%	(146,455)
Capital Projects Funds	39,054,110	29,788,674	-23.72%	(9,265,436)
Internal Services Funds	11,588,189	10,796,723	-6.83%	(791,466)
<b>Total of All Funds</b>	<b>224,585,159</b>	<b>193,949,285</b>	<b>-13.64%</b>	<b>(30,635,874)</b>

\*As of August 27, 2015

Includes Budgeted Reserves

## **GENERAL FUND**

### *Projected Revenues*

Three primary assumptions influence revenue estimations including those that are tax and non-tax generated. Using moderate economic and demographic assumptions to develop fiscal projections implies that all reasonable effort of considering mitigating factors occurred. It is likely that unanticipated events can affect the long-term projections of revenues or expenditures in the future. Although it is hard to quantify potential factors, deliberation of the following six change scenarios were part of the budget preparation process: 1. changes in the level of local economic activity; 2. federal economic and workforce changes; 3. changes in state tax and expenditure policies; 4. federal and state mandates requiring local expenditures; 5. changes in financial markets; and 6. major demographic changes. The major assumptions are demographic, policy, and economic.

### *Demographic Assumptions*

The continued growth of age restricted and non-age restricted residential developments assume a contribution rate of an average of 5,000 people per year from 2016 to 2018. Due to the planned residential construction build-out in The Villages in 2016, the contribution rate declines with only 2,000 people per year from 2018 to 2021.

## Policy Assumptions

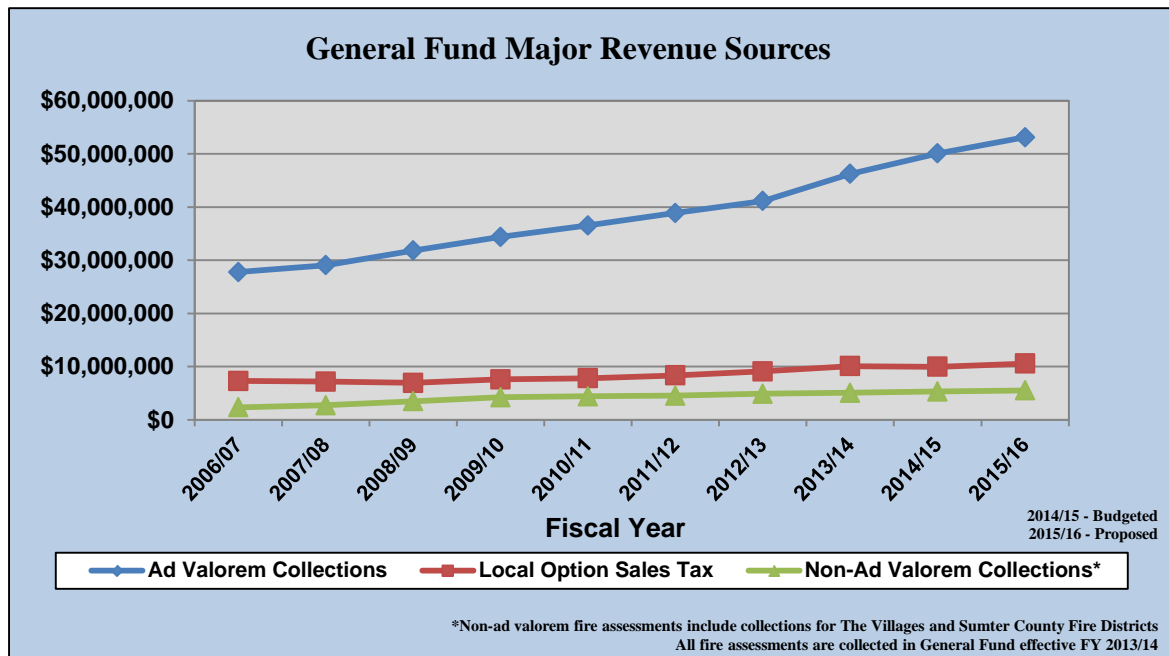
The FY 15/16 revenue resource estimates align with the Financial Policies of the Sumter County Board of County Commissioners and assume the Financial Policies will be in effect through the five-year budget period unless otherwise modified by subsequent legal actions, budgetary changes, or actual economic conditions.

## Economic Assumptions

Revenue projections depend on the current and projected indicators of national, regional, and local economic conditions. Such signs include short-term interest rates, stock market fluctuations, employment rates, residential and industrial construction, housing and retail sales, and inflation. Revised assumptions for each of these indicators influence revenue projections over the five-year budget period.

## Revenue Sources

The General Fund has one hundred and twenty-five (125) sources of revenue. The largest single revenue source is property tax (Ad Valorem). The other sources of revenue include local option sales tax, non-ad valorem fire assessments, intergovernmental transfers, charges for services, and other sources. The total projected General Fund Revenue for FY 15/16 is \$107,495,903. The revenue projection is an increase of \$3,554,850 compared with the FY 14/15 amended budget. The final budget balances the expenditures and reoccurring revenues with the unreserved fund balance (cash balance forward) of \$24,710,623. Cash balance forward is not a recurring revenue source. The cash balance forward revenue projection is \$822,809 less than the amended FY 14/15 budget. The proposed Ad Valorem revenue is \$53,081,312 or (49.38%) of all General Fund sources of revenue.



## Projected Expenditures

The final budget provides for the continuation of capital construction projects and increases in service levels. Notable planned improvements in services include better response times following the construction and staffing of the proposed “East Bushnell Fire Station.”

The expenditure budget process is a modified zero-based process that requires a review of the justifications and priorities for all proposed expenditures. The final budget contains a five-year operational budget (Proforma), salary and benefits information, and a five-year capital improvement plan. This projected

expenditure budget section summarizes only the significant changes under the headings of Personnel, Operations, and Capital. The General Fund is the primary focus in the detail; however, significant changes in other funds are listed separately for that fund.

**Personnel**

The single largest operational expenditure in a local government’s budget is the cost of personnel providing services that includes their salaries and benefits. The final FY 15/16 budget includes funding for positions as noted below:

BOCC proposes no net increase in positions for a total of 209 positions (199 full-time and ten (10) part-time).

The Supervisor of Elections proposes no net increase in positions for a total of 12 positions.

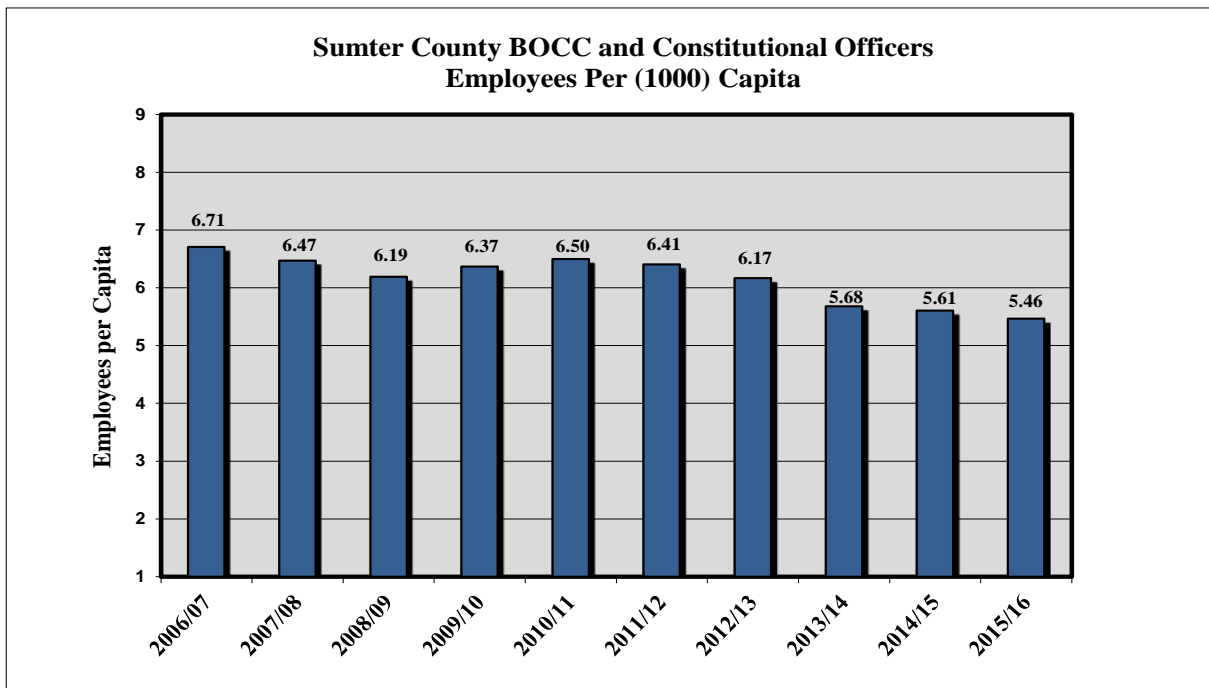
The Sheriff’s Office proposes a net increase of five (5) positions for a total of 303 positions.

The Tax Collector proposes a net increase of one (1) position for a total of 29 positions.

The Clerk of Circuit Court proposes a net increase of one (1) position for a total of 59 positions.

The Property Appraiser proposes a net increase of one (1) position for a total of 19 positions.

The combined total of BOCC and Constitutional Officer positions on a per capita basis (1,000 persons of the population) per year comparison is below the 2007 benchmark of 6.71 employees.



A Cost of Living Allowance (COLA) increase is \$623,991 or 1.7% of the BOCC and Constitutional Officer employees. The level of COLA complies with the Sumter County Financial Policies.

The Sheriff’s Office also proposed a five percent pay increase for all deputy sheriffs including corrections personnel with five or more years of service to avoid non-economic attrition. The increase does not apply to any deputy sheriff holding the rank of Corporal and above and also to all non-sworn employees. The Sheriff’s Office recognized the increased liability and modified their personnel policy to lower the vacation accrual rate and the vacation carryover cap for new employees hired after October 1, 2015.

In anticipation of the proposed significant increase to the minimum salary threshold for the executive, administrative and professional exemptions by The United States Department of Labor – Wage and Hour Division, Sumter County completed the analysis using the “Duties Test” for all executive, administrative and professional positions proposed for FY 15/16. It was found that this proposal will affect 6.7% of the

BOCC positions currently treated as exempt. To ensure that the BOCC is in compliance with the future legislation, eleven currently exempt positions will be converted to non-exempt status beginning October 1, 2015.

Provided below and included in the final budget are changes to positions that include the elimination of positions, the addition of positions, and any pay range changes:

*BOCC - Sumter County Fire & Emergency Medical Services Division*

This budget provides for the elimination of ten (10) part-time Firefighter positions, the addition of three (3) full-time Firefighters, the addition of nine (9) full-time Lieutenants and two (2) full-time Inventory Technicians. The increase provides a Lieutenant to serve as the station officer per shift in all of the staffed fire stations (Center Hill is the only non-staffed station). The additional staffing also meets the demand for the new "East Bushnell Fire Station" located at CR 542F and planned for construction during FY 15/16. The Fire Safety Inspector job description transitioned to a Fire Safety Inspector/Plans Examiner position and the funding allocation for the position will come from the Building Services Fund. During FY 14/15, a transfer of an Inventory Technician occurred from the Maintenance and Vehicle Fleet operation to this division.

*BOCC - Public Works Division*

*Operations Department*

During FY 14/15, the BOCC granted a downgrade of the position of Shop Supervisor to Senior Maintenance Technician due to the level of remaining management and the need for the position due to the size of the fleet. The FY 15/16 budget eliminates one of the Equipment Operator positions.

*Engineering Department*

During FY 14/15, the BOCC approved the downgrade of the position of Assistance Public Works Director – Services to Staff Engineer – Transportation. Also approved was the title change of the Staff Engineer-Stormwater position to Staff Engineer – Water Resources to reflect a broader spectrum of duties and oversight of contracted activities. For FY 15/16, the Field Supervisor is redundant to the existing supervision following the combination of the Facilities and Parks responsibilities into one team.

*BOCC – Elimination of the Support Services Division*

During FY 14/15, the BOCC approved the elimination of the division and the distribution of the services under the division to other locations. Public Works received the responsibilities for contract management of information technology. The Office of Management & Budget and Employee Services report to the County Administrator. Administrative Services assumed the oversight of the Veteran Services Office as well as contract management responsibilities of Misdemeanor Probation Services.

*BOCC - Office of Management & Budget*

This budget proposes the elimination of one of two Procurement and Contract Specialist positions and the addition of one Staff Accountant based on the distribution of work and increased focus on performance and compliance reviews.

*BOCC – Administrative Services*

During FY 14/15, Administrative Services used contracted individual(s) in the Courier position and proved the flexibility of continuing this method. This budget proposes the elimination of the Courier position.

### Sheriff's Office

Two years ago and based on the continued growth of The Villages in Sumter County and its stated residential build-out in 2016, the Sheriff's Office projected its staffing needs over three years. The BOCC funded the staffing requested in two fiscal years rather than three; however, additional concerns regarding event staffing and other concerns not contemplated two years ago resulted in the Sheriff's Office requesting funding for four (4) additional Deputy positions. An incoming judge justified the separate request for an additional Bailiff position. This budget supports the conclusion of the staffing needs based on The Villages growth.

### Tax Collector

Due to the increased customer base and expanded services at the three Tax Collector offices, the Tax Collector requested an additional Customer Service Specialist position to provide support for rising calls and transactions volume.

### Property Appraiser

In a similar manner, the growth in The Villages is the basis of the Property Appraiser's request for an additional position for field inspection and valuation.

### Clerk of Circuit Court

The Clerk of Circuit Court has a new position in the state-funded budget due to the increase in court cases. Long-term liability and health insurance are the financial impacts due to positions funded in the state budget.

## **Operations**

### Sheriff's Office

The Sheriff's Office expenditure budget is \$25,536,555; an increase of \$861,923 (3.0%) from FY 14/15.

### Sumter Fire District

The Sumter Fire expenditure budget is \$8,594,842; an increase of \$1,391,184 (16.19 %) from FY 14/15. The FY 14/15 assessment rate is \$124.00 per year per improved parcel and will remain the same for FY 15/16.

### Villages Public Safety Fire District

The Villages Public Safety Fire District expenditure budget is \$7,985,990. The General Fund is absorbing the increase of \$725,083 or (9 %) over the funding last year. The FY 15/16 assessment rate will remain the same at its current level of \$81.00 per year per improved parcel.

### Facilities and Parks Services

The Americans with Disabilities Act requires the final upgrades to only two remaining facilities: Lake Panasoffkee and Lake Okahumpka Parks. The final budget funds the upgrades to these two parks.

### Library

The Sumter County Library System continues to provide increased levels of service due to the additional funding for technology upgrades in the FY 15/16 budget including an increase in digital magazines subscriptions and technology for learning.

### Information Technology

The significant project for FY 15/16 is a new redundant data center in Sumter County to increase the speed and reliability of service to County operations.

### Welfare

Sumter County's liability will increase an average of 7.5% to 9.08% per year to almost \$900,000 by 2020. Effective July 1, 2015, Sumter County contribution for FY 15/16 is \$754,790.40.

### Reserve for Contingency

The Sumter County Financial Policies set a minimum for the reserve for contingency (RFC) at five percent and a maximum of ten percent. The final FY 15/16 budget has the RFC at \$4,378,599 or the five percent (5%) minimum of the General Fund operating budget. The basis for maintaining the Reserve for Contingencies is to provide funds for unforeseen circumstances such as weather events.

### Reserve for Cash Balance Forward

The Sumter County Financial Policies require a minimum of two (2) months cash flow (16.67% of the General Fund operating budget). The reserve for cash balance forward (RCBF) acts as the cash flow. The formula for calculating the RCBF is  $RCBF / (\text{General Fund Total Operating Expenditures} - RCBF - \text{Reserve for Contingencies})$  or 16.67% for 2.0 months of cash flow. Based on projected FY 15/16 expenditures, the proposed RCBF for FY 15/16 is \$14,595,329 (16.67%; 2.0 months of cash flow) and meets the minimum requirement. The secondary benefit of the RCBF is to reduce the fluctuation and reliance on cash balance forward revenue (\$24,710,623) since it is a one-time operating revenue source.

### Reserve for Economic Development Incentives

A separate reserve for economic development incentives is \$300,000.

### Reserve for Other Post-Employment Benefits (OPEB)

Governmental Accounting Standards Board (GASB) Statement 45 requires an update of the Other Post-Employment Benefits (OPEB) net obligation valuation every two years. Post-employment healthcare benefits are the most common form of OPEB. The September 30, 2013 long-term OPEB liability included the following categories and associated liability amounts: Existing retirees (\$4,705,915); Sheriff's Office employees (\$4,042,590); BOCC employees (\$2,072,014); Clerk of Circuit Court employees (\$698,348); Property Appraiser employees (\$435,933); Tax Collector employees (\$336,064); and Supervisor of Elections employees (\$237,657). Funding of OPEB is not required; however, the proposed reserve amount is \$400,000 or (3.2%) of the total OPEB liability.

### PTO Reserve Pay Out

The BOCC strives for fiscal responsibility when providing services and benefits to its employees. A PTO Reserve program was implemented during the initial conversion of the employee's sick and vacation time to paid time off (PTO). During the conversion, the excess sick leave was placed in PTO Reserve for each qualified employee with the following restrictions: 1. Employees can use PTO Reserves in lieu of regular PTO at 100% of the employee's current hourly rate if they are sick for three or more consecutive days; and 2. Employees can be reimbursed 25% of the total PTO Reserve amount at employee's current hourly rate at the time of their retirement (during the conversion, employees committing to a date certain to enter the retirement process were granted 50% of the total PTO Reserve amount of which there were four (4) employees in that unique status). An analysis of PTO Reserves determined that Sumter County employees and the BOCC could recognize mutual benefits by liquidating this PTO Reserves liability in the first payroll in August 2015. The liquidation considered: 1. Use of PTO Reserve hours to increase employee's



regular PTO for up to 80 hours or when the cap is reached; 2. Compensate all employees up to 10 additional hours at 100% of the employee's current hourly rate; and 3. If an employee had a remaining balance after step 1 and step 2, compensate those employees 25% of their remaining balance using the employee's current hourly rate. The County will realize the savings in year six (FY 2020/2021) from liquidating this liability. The savings calculations did not include the removal of the loss of productive time by the elimination of these PTO reserve hours but is another benefit to the organization.

The Sumter County Tax Collector and Supervisor of Elections recognized mutual benefits of the proposed actions, and joined the PTO Reserve pay out program.

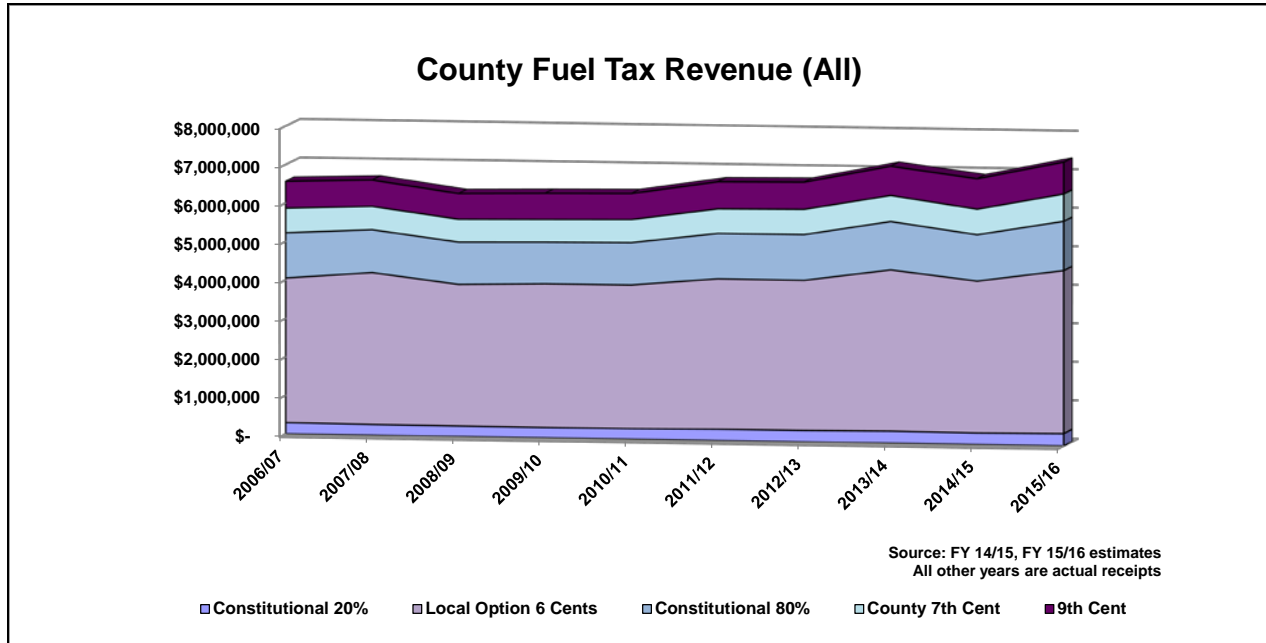
*Aid to other organizations*

Sumter County BOCC approved a one year subsidy to the SCARC, Inc. adult education program during the budget workshop to provide necessary funding for their services in light of the recent budget cut of \$42,500 of annual state funding for the program.

THE REMAINING PORTION OF THIS PAGE IS INTENTIONALLY BLANK

## COUNTY TRANSPORTATION TRUST FUND

The County Transportation Trust Fund (CTT) receives gas taxes as its primary revenue source. As noted in the graphic below, gas taxes do not have the same growth rate as Sumter County's population or the demand for maintenance of the road system.



## GROUP HEALTH FUND

The BOCC approved an increase in health insurance premium of \$25 per month for employee participants utilizing tobacco products. This change is effective October 1, 2015.

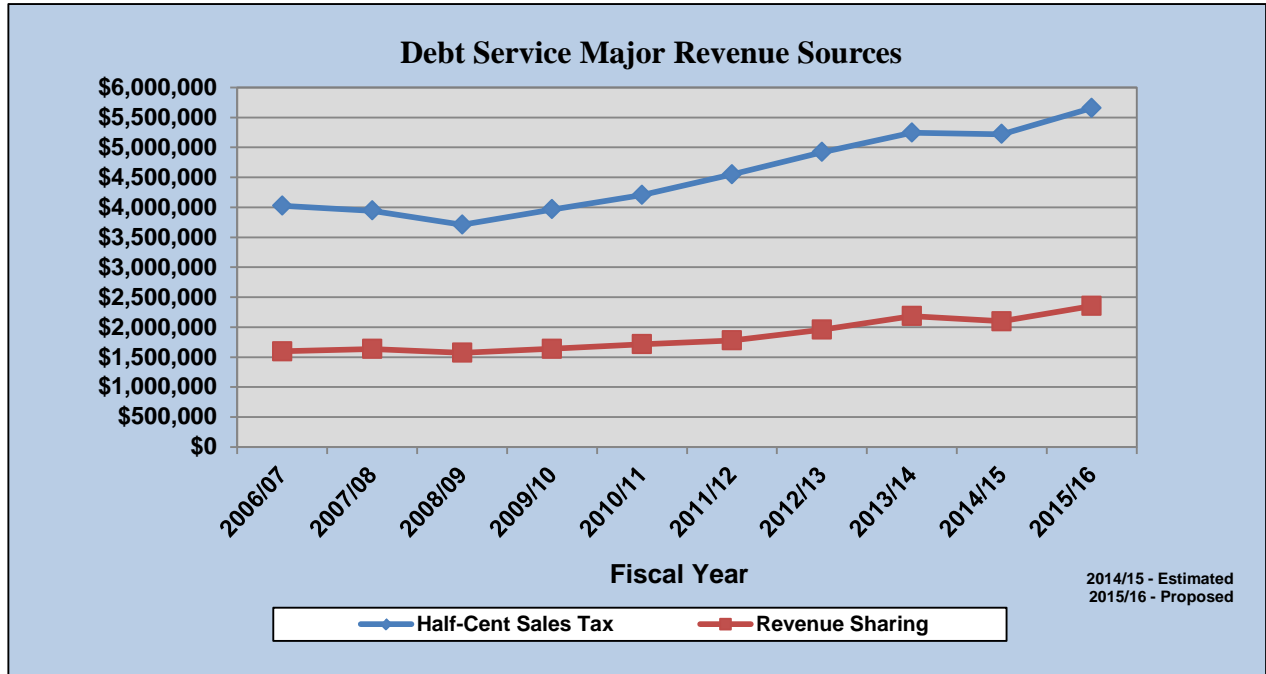
## COURT TECHNOLOGY FUND

This fund receives its major revenue from \$2 per recorded page in the official records of the Clerk of Circuit Court. The fund supports the technology needs of the court (judges) and the offices of Guardian Ad Litem, the State Attorney, and the Public Defender. Fees from the Clerk of Circuit Court are not sufficient to meet the demand for the court technology services. Per Florida Statute 29.008, the BOCC is responsible for supporting Court Technology Fund activities; therefore, the final budget includes a subsidy of \$220,885 from the General Fund.

THE REMAINING PORTION OF THIS PAGE IS INTENTIONALLY BLANK

## DEBT SERVICE FUND

Pledged revenues from the half-cent sales tax, state revenue sharing, and pari-mutuel funds pay the principal and interest of the Hancock Bank 2003 Series Bond Refunding, TD Bank 2006 Series Bond Refunding, and 2015B Series Bonds. After satisfying the debt service payments, surplus funds transfer to the General Fund. During the third quarter of FY 2014/2015, Sumter County refinanced its 2006 Series Bonds to gain a lower interest rate and recognized a capital savings of \$8.63 million over the term of the loan. The refinancing savings from the reduction in future principal, interest and reserve payments provided additional debt service to finance new debt for construction of The Villages Sumter County Public Safety Center and Bushnell Sumter County Public Safety Center via the 2015B Series Bonds.



THE REMAINING PORTION OF THIS PAGE IS INTENTIONALLY BLANK

## CAPITAL FUNDS

The Capital Outlay Reserve Fund, Bond Construction Fund, Boating Improvement Fund, County Transportation / Secondary Trust Funds, and Road Impact Fee Fund comprise the major capital funds.

### Capital Outlay Reserve Fund (Fund 305)

Projects in the Capital Outlay Reserve Fund reflect the BOCC Capital Improvement Plan. The funds for capital originate from the General Fund, Tourist Development Fund, and other revenue sources.

<b>Project</b>	<b>Location</b>	<b>Project Cost</b>
ADA Voting Equipment	Supervisor of Elections	\$262,080
East Bushnell Fire Station #11	Bushnell	\$2,279,876
SCBA Replacement	SC Fire & EMS	\$630,000
Fire Engine Replacement	SC Fire & EMS	\$550,000
Sheriff's Helicopter Hangar and Pad	Sheriff	\$427,000
Lake Panasoffkee ADA Improvements	Lake Panasoffkee	\$153,000
Lake Okahumpka Walking Path/ ADA	Lake Okahumpka	\$116,000
LifePak Project	SC Fire & EMS	\$105,000
	<b>Total FY 15/16</b>	<b>\$4,522,956</b>

### Series 2015B Construction Fund (Fund 307)

Projects in the Series 2015B Construction Fund reflect projects in the BOCC Capital Improvement Plan. The funds for capital originate from the issuance of Series 2015B Revenue Bond.

<b>Project</b>	<b>Location</b>	<b>Project Cost</b>
North Sumter Co Public Safety Building	Wildwood	\$4,841,667
South Sumter Co Public Safety Building	Bushnell	\$2,075,000
	<b>Total FY 15/16</b>	<b>\$6,916,667</b>

THE REMAINING PORTION OF THIS PAGE IS INTENTIONALLY BLANK

Road Project Funds

The Secondary Trust (ST) and Road Impact Fee Funds include all capital road projects. The revenue sources include the County Transportation Trust (CTT) gas taxes, Secondary Trust (ST) gas taxes, Small County Outreach Program (SCOP) state grant funds, Small County Resurfacing Program (SCRAP) state grant funds, road impact fees, and other grant revenues.

Fund	Project	Description	Project Cost
Secondary Trust	CR747 Widening Project	The project is economic development in nature to provide turn lanes along the frontage of MEMCO and to increase capacity at the intersection of CR 747 and C-48..	\$200,000
Secondary Trust	Intelligent Transportation System (ITS) Study	Study to determine the needs, phasing, and estimated costs of ITS activities in Sumter County. The study includes state and federal roads such as I-75, Florida Turnpike (SR91), SR50, SR48, US301, US27/441, SR471, and SR44. The study will also include multiple county arterial and collector roadways, such as CR466A, C-466, Morse Blvd, and Buena Vista Blvd, and others listed on maps provided by the FDOT application.	\$170,000
Secondary Trust	Capital Road Resurfacing Program	Pavement Management includes resurfacing roads with methods to maximize the lifecycle and reduce the maintenance costs. Methods include asphalt overlays, micro-surfacing and crack sealing	\$2,631,948
Secondary Trust	FDOT C-476 Safety Improvements	C-476 from US301 to Hernando County line that is approximately 9.065 miles. Design elements include removal of existing centerline and edge line pavement markings and installation of wet weather audible pavement markings.	\$250,000
Secondary Trust	FDOT C48 Safety Improvements	C-48 from CR616 to the Citrus County Line which is approximately 7.48 miles in length. The project consists of (1) installing wet weather audible pavement markings and five-foot paved shoulders along the entire C-48 corridor, (2) installing high friction surface treatment at the C-48 curve at CR319 / CR326 and (3) construct numerous guardrail and drainage modifications along the entire C-48 corridor.	\$50,000
Secondary Trust	C-478 Resurfacing	Re-surfacing and replacement of existing striping on C-478 for 5.5 miles; from SR-471 to Center Hill city limits.	\$750,000
Secondary Trust	C-475 from C-470 to CR542	Milling and resurfacing of C-475 from C-470 to CR542. The addition of two-foot paved shoulders and replacement of the bridge over Jumper Creek #184053. A Small County Outreach Program (SCOP) grant agreement with FDOT provides \$2,631,608. FM #4299441.	\$400,000
Secondary Trust	C-475 Safety Improvements from SR 44 to Marion Co	The addition of six-foot paved shoulders in two different locations along C-475N between SR44 and the Marion County line. The length of the shoulder improvements is approximately 2.21 miles within the overall project length of 6.3 miles. Also included in the shoulder improvements areas are drainage work, centerline and edge line audible and vibratory pavement markings and roadway signage.	\$100,000

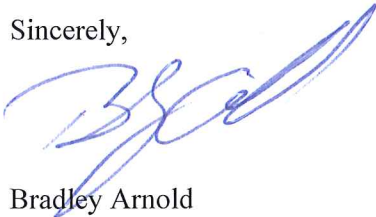
<b>Fund</b>	<b>Project</b>	<b>Description</b>	<b>Project Cost</b>
Secondary Trust	C-575 Safety Improvements from C-476 to CR624	Installation of paved shoulders along three curves on C-575 between C-476 and CR624. The total length of the improvement along the three curves is approximately 0.783 miles. The new shoulders will be six feet wide on both sides of the roadway. The project also includes roadway signage, audible and vibratory pavement markings, milling, resurfacing, and related drainage improvements in those shoulder areas.	\$100,000
Secondary Trust	South Buena Vista Boulevard Resurfacing	Milling, resurfacing and replacement of pavement markings from North Odell/Bailey Trail Roundabout to 9600 feet South Odell/Bailey Trail on South Buena Vista Boulevard.	\$750,000
Secondary Trust	CR101 Improvements	Match the current typical curb & gutter section (2640'LF) from the Villages of Parkwood to CR104 and transition to a typical rural section ending 3200' north of CR104.	\$60,000
Secondary Trust	CR219 between SR44 and CR238	Reconstruction and widening of CR219 between SR44 and CR238. The existing 10' wide lanes on this two-lane road will increase to two 12' lanes, with the widening to occur on the west side of the road. The total length of this project is 2,640 feet. No right-of-way acquisition is needed.	\$70,000
Secondary Trust	Wade Industrial Park Phase I	Extension of CR525 west and north of CR525 to CR514 includes the construction of approximately one mile (5,038 feet) of a new roadway with two 12' lanes, 4' shoulders, and a 24' median. It also includes the purchase of 100 feet wide right-of-way between the project limits, and remediation of any wetlands that are within the road right-of-way.	\$208,000
Road Impact Fees	C-468 Turnpike West To CR505	Widening C-468 from two lanes to a four lanes to accommodate future growth and development for surrounding areas. The existing lanes will be milled and resurfaced which will become the eastbound lanes. Two new lanes will be constructed to the north to accommodate westbound traffic. A new bridge over the Florida Turnpike accommodates the widening.	\$3,500,000
Road Impact Fees	C462 from C-466A to US301	Widening C-462 from C-466A to US301 from a 2 lane roadway to a 3 lane roadway with one north/westbound lane, one south/eastbound lane, dual left turn lane and closed drainage. Additional right-of-way for both roadway and drainage improvements will be required.	\$5,333,000
Road Impact Fees	C-468/Turnpike Interchange	Design full interchange and construct one-half of interchange at the Florida Turnpike and C-468.	\$3,504,530
<b>Total FY 15/16</b>			<b>\$18,077,478</b>

SUMMARY

The final budget for FY 15/16 provides funding to maintain and increase the current level of service. It provides for a millage rate that is below the rolled-back rate constituting a legally defined property tax reduction.

Each year the preparation of the budget improves in levels of detail and justification. The working relationship with all offices in preparing the final budget is outstanding. Ms. Olga Rabel deserves recognition as well as our team in the Office of Management and Budget for the detailed preparation of this final budget.

Sincerely,



Bradley Arnold  
County Administrator

**Department Fund Line Item Detail Proforma**

Sumter County

Fiscal Year 2016

	FY 2015 Adopted	FY 2015 Amended	FY 2016 Budget	FY 2017 Budget	FY 2018 Budget	FY 2019 Budget	FY 2020 Budget
--	--------------------	--------------------	-------------------	-------------------	-------------------	-------------------	-------------------

**001 GENERAL FUND**

**000 - Revenues**

001-000-000 311100 CURRENT AD VALOREM TAXE	50,006,455	50,006,455	53,081,312	53,612,125	54,148,246	54,689,729	55,236,626
001-000-000 311200 DELINQ AD VALOREM TAXES	77,435	77,435	54,509	55,054	55,605	56,161	56,723
001-000-000 312610 SMALL COUNTY SALES TAX	9,982,966	9,982,966	10,565,407	10,776,715	10,992,250	11,212,095	11,436,337
001-000-000 315000 COMM SRV TAX	1,074,419	1,074,419	1,318,298	1,344,664	1,371,558	1,398,989	1,426,968
001-000-000 325200 ASSESSMENTS-OXVILLE	246,816	246,816	295,768	295,768	295,768	295,768	295,768
001-000-000 325210 FIRE ASSESS - COUNTY	1,803,047	1,803,047	1,888,216	1,925,981	1,964,500	2,003,790	2,043,866
001-000-000 325211 FIRE ASSESS-VILLAGES	3,228,437	3,228,437	3,265,681	3,265,681	3,265,681	3,265,681	3,265,681
001-000-000 325220 DELINQUENT ASSESSMENTS	10,000	10,000	10,000	10,000	10,000	10,000	10,000
001-000-000 325230 INTERIM FIRE ASSESS-COUNT	10,000	10,000	10,000	10,000	10,000	10,000	10,000
001-000-000 325231 INTERIM FIRE ASSESS-OXVILL	1,000	1,000	1,000	1,000	1,000	1,000	1,000
001-000-000 325232 INTERIM ASSESSMENTS-VILLA	0	25,286	50,000	0	0	0	0
001-000-000 331200 STATE CRIMINAL ALIEN ASSIS	0	11,664	0	0	0	0	0
001-000-000 331201 ARRA EDWARD BYRNE MEM J	0	6,048	0	0	0	0	0
001-000-000 331273 EMPG GRANT	52,158	52,158	52,896	52,896	52,896	52,896	52,896
001-000-000 331276 SHSGP 259 ISSUE 5	0	13,800	0	0	0	0	0
001-000-000 331277 SHSGP ISSUE 16	0	20,000	0	0	0	0	0
001-000-000 334200 EMS COUNTY GRANT	10	17,986	10	10	10	10	10
001-000-000 334210 EMPA GRANT	105,806	105,806	105,806	108,488	111,279	114,180	117,201
001-000-000 334710 LIBRARY STATE AID GRANT	502,739	502,739	552,738	506,999	365,984	224,968	83,953
001-000-000 335130 INS AGENTS CO LICENSES	28,500	28,500	25,457	25,966	26,486	27,016	27,557
001-000-000 335140 MOBILE HOME LICENSES	24,951	24,951	27,010	27,551	28,102	28,664	29,237
001-000-000 335150 ALCOHOLIC BEV LICENSES	27,000	27,000	22,549	23,000	23,460	23,930	24,408
001-000-000 335210 FIREFIGHTERS SUPPL COMP	11,000	11,000	37,080	40,920	42,120	44,040	45,960
001-000-000 337910 SCHOOL DISTRICT / RESOURC	163,726	163,726	167,032	170,373	173,780	177,256	180,801
001-000-000 338001 BUSHNELL SEWER SURCHARC	10	5,008	10	10	10	10	10
001-000-000 341510 TAX COLLECTOR FEES	724,071	724,071	734,233	748,918	763,897	779,175	794,759
001-000-000 341511 TAX COLL FEES / VILL TAX ROI	1,140,000	1,140,000	1,144,549	1,167,440	1,190,789	1,214,604	1,238,897
001-000-000 341512 TAX COLL D/L FEES	245,100	245,100	237,347	242,094	246,936	251,875	256,913
001-000-000 341520 SHERIFF FEES (CIVIL CASES)	34,497	34,497	44,366	45,253	46,159	47,082	48,023
001-000-000 341530 CLERK OF CIRCUIT COURT FE	721,630	721,630	725,480	739,989	754,789	769,885	785,282
001-000-000 341550 SUPERVISOR OF ELECTION FE	969	969	988	1,008	1,028	1,049	1,070
001-000-000 341900 PLAN/ZONING FEES	237,057	237,057	218,786	220,974	223,184	225,415	229,924
001-000-000 341915 OTHER GENERAL GOVT CHAR	10	10	10	10	10	10	10
001-000-000 341920 VAB PETITION FILING FEE	1,500	1,500	1,500	1,530	1,561	1,593	1,625
001-000-000 342100 BUSHNELL LAW ENF SERVICE	618,270	618,270	590,694	659,788	666,386	673,050	679,781
001-000-000 342110 COLEMAN LAW ENF SERVICES	0	77,437	75,505	77,015	78,555	80,126	81,729
001-000-000 342200 SPECIAL FIRE PREVENTION FE	85,000	85,000	86,700	88,434	90,203	92,007	93,847
001-000-000 342300 MISC SHERIFF'S REVENUE	10	10	10	10	10	10	10
001-000-000 342320 INMATE ASSESSMENT FEE	20,352	20,352	22,542	22,993	23,453	23,922	24,401
001-000-000 342330 INMATE PAID MEDICAL TRANS	13,500	13,500	9,346	9,533	9,724	9,919	10,118
001-000-000 342901 OTHER CHARGES AND FEES	10	10	10	10	10	10	10
001-000-000 342910 FIRE RESPONSE FEE-LOCKBO	10	10	10	10	10	10	10
001-000-000 343413 FEES - BAGS & BARRELS	105,450	105,450	100,430	102,439	104,488	106,578	108,709
001-000-000 343414 FEES - TIRES	950	950	969	988	1,008	1,028	1,049
001-000-000 343415 FEES - ELECTRONICS	3,515	3,515	3,585	3,657	3,730	3,805	3,881
001-000-000 343416 FEES - WHITE GOODS	1,397	1,397	1,424	1,453	1,482	1,511	1,541
001-000-000 343418 FEES - FURNITURE	8,835	8,835	9,012	9,192	9,377	9,564	9,755
001-000-000 343419 FEES - BRUSH/C&D	15,200	15,200	15,504	15,814	16,130	16,453	16,782
001-000-000 343420 FEES - PERMITS	9,975	9,975	10,175	10,378	10,585	10,797	11,013
001-000-000 343421 FEES - MIXED	19,950	19,950	20,349	20,756	21,171	21,594	22,026
001-000-000 346120 IMPOUNDED LIVESTOCK	0	0	10	10	10	10	10
001-000-000 346400 ANIMAL CONTROL FEES	15,242	15,242	17,206	17,548	17,900	18,259	18,623
001-000-000 346410 ANIMAL LICENSES	30,759	30,759	33,256	33,921	34,599	35,291	35,996



**Department Fund Line Item Detail Proforma**

Sumter County

Fiscal Year 2016

	FY 2015 Adopted	FY 2015 Amended	FY 2016 Budget	FY 2017 Budget	FY 2018 Budget	FY 2019 Budget	FY 2020 Budget
<b>001 GENERAL FUND</b>							
001-000-000 346420 ANIMAL CONTROL CITATIONS	3,429	3,429	1,500	1,530	1,562	1,593	1,625
001-000-000 347110 LIBRARY FEES	47,973	47,973	53,580	54,652	55,745	56,860	57,998
001-000-000 348131 COURT COSTS-DOMESTIC VIC	3,503	3,503	3,573	3,644	3,717	3,791	3,867
001-000-000 348330 COURT COSTS-ANIMAL CONTF	10	10	10	10	10	10	10
001-000-000 348530 COURT COSTS - TRAFFIC	98,860	98,860	106,921	109,059	111,240	113,465	115,735
001-000-000 348531 COURT COSTS-DRIVER EDUC/A	48,985	48,985	49,964	50,963	51,982	53,022	54,082
001-000-000 348535 COURT COSTS-TEEN COURT	30,944	30,944	31,490	32,120	32,762	33,417	34,085
001-000-000 348870 PUBLIC DEFENDER LIENS	10	10	10	10	10	10	10
001-000-000 348875 CIVIL RESTITUTION LIENS	49,001	49,001	25,420	25,928	26,447	26,976	27,516
001-000-000 348880 MISDEMEANOR PROBATION FI	4,863	4,863	4,960	5,059	5,161	5,264	5,369
001-000-000 348883 PRIVATE CONTRACTOR PROB	10	10	10	10	10	10	10
001-000-000 349100 CHARGE FOR INSUR.COLL.	10	10	10	10	10	10	10
001-000-000 351120 WEEKEND WORK PROGRAM	10,256	10,256	7,324	7,470	7,620	7,772	7,928
001-000-000 354100 CODE ENFORCEMENT FINES	9,710	9,710	13,300	13,566	13,840	14,116	14,398
001-000-000 361100 INTEREST EARNINGS	4,966	4,966	5,065	5,167	5,271	5,376	5,484
001-000-000 361120 FEDERATED MONEY MKT INT	10	10	10	10	10	10	10
001-000-000 361150 SBA INTEREST	12,807	12,807	13,063	13,325	13,592	13,863	14,140
001-000-000 361300 NET CHANGE IN INVESTMENT	24,952	24,952	25,451	25,960	26,479	27,273	27,819
001-000-000 361310 FLGIT NET CHG INVESTMENT I	62,368	62,368	63,615	64,888	66,185	67,509	68,859
001-000-000 361320 FIT NET CHG INVESTMENT FAI	10	10	10	10	10	10	10
001-000-000 361330 FL SAFE NET CHG INVESTMEN	10	10	10	10	10	10	10
001-000-000 362100 SOLID WASTE BUILDING LEAS	101,372	14,546	101,372	101,372	101,372	101,372	101,372
001-000-000 362200 FAIR GROUNDS RENTAL	12,000	12,000	5,500	5,610	5,722	5,836	5,953
001-000-000 362521 VENDING SALES COMMISSION	581	581	593	604	617	629	641
001-000-000 362530 ATM RENT	3,000	3,000	3,000	3,000	3,000	3,000	3,000
001-000-000 362550 LAKE SUMTER PROP RENTAL	12,000	12,000	12,000	12,000	12,000	12,000	12,000
001-000-000 364000 SALE OF GOVERNMENT OFFIC	170,500	170,500	3,100,000	0	0	0	0
001-000-000 364050 SALE OF SURPLUS PROPERTY	400,010	421,788	10	10	10	10	10
001-000-000 364400 AFFORDABLE HOUSING INVEN	10	10	10	10	10	10	10
001-000-000 364410 SALE SURPLUS FURN & EQUIP	10	7,654	10	10	10	10	10
001-000-000 364500 CODE FORECLOSURES	10	10	10	10	10	10	10
001-000-000 365100 MISCELLANEOUS SALES	10	10	10	10	10	10	10
001-000-000 365141 ALUMINUM SCRAP	1,600	1,600	1,600	1,632	1,664	1,697	1,731
001-000-000 365150 OTHER RECYCLABLE SALES	2,500	2,500	2,500	2,551	2,602	2,655	2,708
001-000-000 365160 MISCELLANEOUS SALES	100	2,959	100	100	100	100	100
001-000-000 365192 OLD CORRUGATED CARDBOAI	0	2,410	0	0	0	0	0
001-000-000 366000 CONTRIBUTIONS AND DONATI	10	10	10	10	10	10	10
001-000-000 366005 LIBRARY DONATIONS	10	10	10	10	10	10	10
001-000-000 366006 ANIMAL CONTROL DONATION	10	10	10	10	10	10	10
001-000-000 366015 PARKS DONATIONS	10	10	10	10	10	10	10
001-000-000 366021 VETERANS MEMORIAL CONTR	10	10	10	10	10	10	10
001-000-000 369100 TAX REVENUE (UNCLAIMED)	10	10	10	10	10	10	10
001-000-000 369200 TAX DEED SURPLUS	10	10	10	10	10	10	10
001-000-000 369210 UNCLAIMED MONIES/SHERIFF	10	10	10	10	10	10	10
001-000-000 369300 INSURANCE PROCEEDS	10	14,211	10	10	10	10	10
001-000-000 369600 CLERK COURT EMP HEALTH IN	10	264,010	10	10	10	10	10
001-000-000 369900 OTHER MISC REVENUE	10	10	10	10	10	10	10
001-000-000 369920 UNIV SVC FUND E-RATE	10	10	10	10	10	10	10
001-000-000 369930 REFUND OF PRIOR YR EXPENI	10	64,474	10	10	10	10	10
001-000-000 369951 AFFORDABLE HOUSING MORT	10	13,614	10	10	10	10	10
001-000-000 369990 AFFORDABLE HOUSING MITIG.	10	10	10	10	10	10	10
001-000-000 381113 TR FROM TOURIST DEV	50,000	50,000	83,000	0	0	0	0
001-000-000 381114 TRANSFER FROM EMERGENC'	0	29,190	29,628	30,073	30,524	30,982	31,446
001-000-000 381124 TR FR BLDG SVC-ADMIN	69,226	69,226	70,611	72,023	73,463	74,932	76,431
001-000-000 381125 TR FR BLDG SVC-RENT	66,510	66,510	62,850	64,107	65,390	66,698	68,032

**Department Fund Line Item Detail Proforma**

Sumter County

Fiscal Year 2016

	FY 2015 Adopted	FY 2015 Amended	FY 2016 Budget	FY 2017 Budget	FY 2018 Budget	FY 2019 Budget	FY 2020 Budget
<b>001 GENERAL FUND</b>							
001-000-000 381218 TRANS FR BOND SINKING FUN	4,613,839	5,185,028	3,272,205	3,364,208	3,530,314	3,701,569	3,864,268
001-000-000 386200 RESIDUAL FROM CLERK	10	10	10	10	10	10	10
001-000-000 386400 RESIDUAL FROM SHERIFF	10	10	10	10	10	10	10
001-000-000 386600 RESIDUAL FROM PROP APPRA	10	10	10	10	10	10	10
001-000-000 386700 RESIDUAL FROM TAX COLLEC	10	10	10	10	10	10	10
001-000-000 386800 RESIDUAL FROM SOE	10	10	10	10	10	10	10
001-000-000 400000 BUDGETED CASH BALANCE FC	22,100,295	25,533,432	24,710,623	24,077,319	26,356,698	25,402,737	25,253,610
	99,426,194	103,941,053	107,495,903	104,642,616	107,861,308	107,865,639	108,681,315
<b>010 Administrative Services Expenditures</b>							
001-010-511 1100 EXEC SALARY ELECTED OFFICIA	263,885	263,885	266,370	271,695	277,130	282,675	288,330
001-010-511 1200 REGULAR SALARIES AND WAGE	325,542	304,884	317,610	323,009	328,500	334,084	339,764
001-010-511 1201 CLASS C PER/DIEM	235	235	220	225	230	235	240
001-010-511 1202 AUTO ALLOWANCE	5,400	5,400	6,600	6,600	6,600	6,600	6,600
001-010-511 1400 OVERTIME	602	602	510	520	531	542	553
001-010-511 1800 PTO SELL-BACK	13,557	18,633	9,750	9,945	10,144	10,347	10,554
001-010-511 2100 FICA TAXES	42,206	42,206	40,986	41,600	42,223	42,858	43,502
001-010-511 2200 RETIREMENT CONTRIBUTIONS	161,760	161,760	161,610	164,699	167,849	171,063	174,337
001-010-511 2201 EMPLOYER PAID 457 DEFERRED	14,850	14,850	15,147	15,450	15,759	16,074	16,395
001-010-511 2300 LIFE AND HEALTH INSURANCE	85,300	79,492	88,716	94,930	101,575	108,681	116,288
001-010-511 2400 WORKERS' COMPENSATION	2,343	2,343	891	979	1,077	1,184	1,302
001-010-511 3104 PROF SERVICES-HOGAN	235,000	235,000	239,700	244,494	249,384	254,372	259,459
001-010-511 3108 ORDINANCE CODIFICATION	8,240	8,240	8,405	8,573	8,743	8,918	9,096
001-010-511 3400 OTHER SERVICES	150	32,179	43,500	37,785	38,588	39,408	40,249
001-010-511 4000 TRAVEL AND PER DIEM	20,917	20,917	11,038	13,310	13,576	13,847	14,125
001-010-511 4700 PRINTING AND BINDING	0	75	450	459	468	477	487
001-010-511 4900 OTHER CURRENT CHARGES	600	600	500	510	520	531	542
001-010-511 4911 LEGAL ADVERTISING	750	750	672	685	699	713	727
001-010-511 5200 OPERATING SUPPLIES	6,879	5,583	1,350	1,377	1,404	1,432	1,460
001-010-511 5210 FOOD	0	0	690	704	718	732	747
001-010-511 5220 GAS & OIL	12,976	12,976	7,661	7,808	7,967	8,126	8,289
001-010-511 5400 BOOKS, SUBSCRIPT, DUES	11,368	11,368	11,117	11,305	11,493	11,687	11,921
001-010-511 5500 TRAINING	6,030	6,030	9,755	10,479	10,687	10,900	11,117
001-010-511 6400 MACH & EQPT >= \$5,000	0	41,001	0	0	0	0	0
	1,218,590	1,269,009	1,243,248	1,267,141	1,295,865	1,325,486	1,356,084
<b>011 Economic Development Expenditures</b>							
001-011-552 1200 REGULAR SALARIES AND WAGE	68,095	52,045	69,694	70,879	72,084	73,309	74,555
001-011-552 1800 PTO SELL-BACK	0	685	0	0	0	0	0
001-011-552 2100 FICA TAXES	5,209	5,209	5,332	5,422	5,514	5,608	5,703
001-011-552 2200 RETIREMENT CONTRIBUTIONS	5,019	5,019	5,060	5,146	5,233	5,322	5,413
001-011-552 2300 LIFE AND HEALTH INSURANCE	5,808	5,808	6,652	7,076	7,528	8,011	8,527
001-011-552 2400 WORKERS' COMPENSATION	118	118	105	115	126	139	152
001-011-552 3100 PROFESSIONAL SERVICES	44,000	53,965	100,000	102,000	104,040	106,121	108,243
001-011-552 3400 OTHER SERVICES	16,000	16,000	23,000	23,460	23,929	24,408	24,896
001-011-552 3449 MARKETING	9,500	15,500	0	0	0	0	0
001-011-552 4000 TRAVEL AND PER DIEM	19,600	13,300	35,264	35,969	36,688	37,422	38,170
001-011-552 4700 PRINTING AND BINDING	0	300	90	92	94	96	98
001-011-552 4800 PROMOTIONAL ACTIVITIES	5,000	8,750	49,050	50,031	51,027	52,048	53,089
001-011-552 4919 INDUSTRY INCENTIVES	0	0	1,000	1,020	1,040	1,061	1,082
001-011-552 5400 BOOKS, SUBSCRIPT, DUES	2,660	2,660	2,110	2,152	2,195	2,238	2,283
001-011-552 5500 TRAINING	2,300	3,950	6,180	6,304	6,430	6,559	6,691
	183,309	183,309	303,537	309,666	315,928	322,342	328,902
<b>012 Clerk to Board Expenditures</b>							
001-012-513 3101 PROF SVCS-VAB	3,400	4,700	3,700	3,774	3,850	3,927	4,006
001-012-513 3200 ACCOUNTING AND AUDITING	500	500	500	510	521	531	542

**Department Fund Line Item Detail Proforma**

Sumter County

Fiscal Year 2016

	FY 2015 Adopted	FY 2015 Amended	FY 2016 Budget	FY 2017 Budget	FY 2018 Budget	FY 2019 Budget	FY 2020 Budget
<b>001 GENERAL FUND</b>							
001-012-513 3400 OTHER SERVICES	2,900	2,900	2,900	2,958	3,018	3,078	3,140
001-012-513 4000 TRAVEL AND PER DIEM	600	600	600	612	625	637	650
001-012-513 4100 COMMUNICATION SERVICES	1,200	1,200	1,200	1,224	1,248	1,273	1,298
001-012-513 4200 POSTAGE	3,200	3,200	2,900	2,958	3,017	3,077	3,139
001-012-513 4203 POSTAGE VAB	200	200	200	204	208	212	216
001-012-513 4400 RENTALS AND LEASES	100	200	100	102	104	106	108
001-012-513 4600 REPAIR & MAINT SERVICE	300	300	300	306	312	319	325
001-012-513 4607 REPAIR & MAINT-COMP SOFTWA	8,350	8,350	8,350	8,517	8,687	8,861	9,038
001-012-513 4900 OTHER CURRENT CHARGES	200	200	200	204	208	212	216
001-012-513 4911 LEGAL ADVERTISING	200	200	200	204	208	212	216
001-012-513 4914 BANK SERVICE CHARGES	300	200	600	612	624	638	651
001-012-513 4917 LEGAL ADVERTISING-VAB	600	600	300	306	312	318	324
001-012-513 5100 OFFICE SUPPLIES	10,500	8,200	10,500	10,710	10,924	11,142	11,365
001-012-513 5200 OPERATING SUPPLIES	2,050	3,050	2,050	2,091	2,132	2,175	2,219
001-012-513 5400 BOOKS, SUBSCRIPT, DUES	300	300	300	306	312	319	325
001-012-513 5500 TRAINING	100	100	100	102	104	106	108
	<u>35,000</u>	<u>35,000</u>	<u>35,000</u>	<u>35,700</u>	<u>36,414</u>	<u>37,143</u>	<u>37,886</u>
<b>014 Employee Services Expenditures</b>							
001-014-513 1200 REGULAR SALARIES AND WAGE	232,137	239,308	257,501	261,801	266,174	270,620	275,142
001-014-513 1201 CLASS C PER/DIEM	147	147	0	0	0	0	0
001-014-513 1400 OVERTIME	194	694	234	239	244	249	254
001-014-513 1800 PTO SELL-BACK	6,946	9,238	8,653	8,825	9,003	9,181	9,365
001-014-513 2100 FICA TAXES	18,290	18,290	20,008	20,349	20,697	21,050	21,411
001-014-513 2200 RETIREMENT CONTRIBUTIONS	17,621	17,621	18,998	19,321	19,652	19,989	20,330
001-014-513 2300 LIFE AND HEALTH INSURANCE	36,984	45,399	61,164	65,448	70,029	74,929	80,174
001-014-513 2400 WORKERS' COMPENSATION	413	413	392	431	471	517	566
001-014-513 3100 PROFESSIONAL SERVICES	10,500	2,302	9,710	9,903	10,101	10,303	10,509
001-014-513 4000 TRAVEL AND PER DIEM	2,873	4,543	4,862	4,958	5,058	5,159	5,262
001-014-513 4501 ERRORS & OMISSION BOND	1,080	304	1,080	1,102	1,124	1,146	1,169
001-014-513 4700 PRINTING AND BINDING	70	70	70	71	72	73	74
001-014-513 4800 PROMOTIONAL ACTIVITIES	8,788	3,311	3,181	3,245	3,310	3,376	3,444
001-014-513 5200 OPERATING SUPPLIES	547	797	1,047	1,068	1,089	1,111	1,133
001-014-513 5400 BOOKS, SUBSCRIPT, DUES	1,836	2,386	1,942	1,981	2,020	2,059	2,100
001-014-513 5500 TRAINING	14,015	14,789	21,000	21,424	21,850	22,285	22,731
	<u>352,441</u>	<u>359,612</u>	<u>409,842</u>	<u>420,166</u>	<u>430,894</u>	<u>442,047</u>	<u>453,664</u>
<b>017 Office of Management &amp; Budget Expenditures</b>							
001-017-513 1200 REGULAR SALARIES AND WAGE	553,536	456,458	485,032	492,695	501,067	509,582	518,246
001-017-513 1201 CLASS C PER/DIEM	0	28	0	0	0	0	0
001-017-513 1400 OVERTIME	0	78	28,599	29,171	29,754	30,349	30,956
001-017-513 1800 PTO SELL-BACK	8,852	1,624	2,400	2,448	2,497	2,547	2,598
001-017-513 2100 FICA TAXES	43,025	43,025	39,433	40,114	40,802	41,502	42,216
001-017-513 2200 RETIREMENT CONTRIBUTIONS	55,547	55,547	37,425	38,068	38,726	39,389	40,067
001-017-513 2202 RETIREMENT CONTRIBUTIONS/B	0	4,595	0	0	0	0	0
001-017-513 2300 LIFE AND HEALTH INSURANCE	93,396	93,396	113,040	120,957	129,424	138,479	148,172
001-017-513 2400 WORKERS' COMPENSATION	975	975	805	880	958	1,044	1,144
001-017-513 3400 OTHER SERVICES	0	98,105	55,986	57,106	58,248	59,413	60,601
001-017-513 4000 TRAVEL AND PER DIEM	6,090	6,090	5,492	5,603	5,715	5,829	5,946
001-017-513 4700 PRINTING AND BINDING	450	450	150	153	156	159	162
001-017-513 5200 OPERATING SUPPLIES	33,575	35,075	0	0	0	0	0
001-017-513 5400 BOOKS, SUBSCRIPT, DUES	1,815	1,815	2,555	2,604	2,654	2,706	2,758
001-017-513 5500 TRAINING	4,580	4,580	5,870	3,437	3,505	3,575	3,647
	<u>801,841</u>	<u>801,841</u>	<u>776,787</u>	<u>793,236</u>	<u>813,506</u>	<u>834,574</u>	<u>856,513</u>
<b>020 Tax Collector Expenditures</b>							
001-020-581 9105 TR TAX COLLECTOR	1,945,666	1,945,666	1,948,901	1,986,467	2,026,195	2,066,718	2,108,052

**Department Fund Line Item Detail Proforma**

Sumter County

Fiscal Year 2016

	FY 2015 Adopted	FY 2015 Amended	FY 2016 Budget	FY 2017 Budget	FY 2018 Budget	FY 2019 Budget	FY 2020 Budget
<b>001 GENERAL FUND</b>							
<b>030 Clerk of Circuit Court Expenditures</b>	1,945,666	1,945,666	1,948,901	1,986,467	2,026,195	2,066,718	2,108,052
001-030-581 9107 TR CLERK COURT	1,619,310	1,619,310	1,650,010	1,682,080	1,715,717	1,750,031	1,785,031
001-030-581 9108 TR CLERK COMMUNICATIONS	3,000	3,000	3,000	3,060	3,122	3,184	3,248
001-030-581 9127 TR CLERK TEEN CRT	30,944	30,944	31,490	32,120	32,762	33,417	34,085
	1,653,254	1,653,254	1,684,500	1,717,260	1,751,601	1,786,632	1,822,364
<b>040 Property Appraiser Expenditures</b>							
001-040-581 9180 TR PROPERTY APPR	1,427,731	1,428,950	1,456,990	1,482,751	1,512,405	1,542,650	1,573,504
	1,427,731	1,428,950	1,456,990	1,482,751	1,512,405	1,542,650	1,573,504
<b>090 Supervisor of Elections - Office Expenditures</b>							
001-090-581 9109 TR SOE OFFICE	1,007,908	1,007,908	1,058,519	1,077,267	1,098,811	1,120,787	1,143,202
	1,007,908	1,007,908	1,058,519	1,077,267	1,098,811	1,120,787	1,143,202
<b>091 Supervisor of Elections - Elections Expenditures</b>							
001-091-581 9199 TR SOE ELECTIONS	547,796	547,796	942,041	960,881	980,097	999,698	1,019,691
	547,796	547,796	942,041	960,881	980,097	999,698	1,019,691
<b>100 Facilities &amp; Parks Services Expenditures</b>							
001-100-519 1200 REGULAR SALARIES AND WAGE	428,412	431,345	516,403	523,719	531,159	538,724	546,419
001-100-572 1200 REGULAR SALARIES AND WAGE	211,619	213,056	0	0	0	0	0
001-100-519 1201 CLASS C PER/DIEM	0	0	88	90	92	94	96
001-100-572 1300 OTHER SALARIES AND WAGES	16,000	0	0	0	0	0	0
001-100-572 1400 OVERTIME	2,500	4,100	0	0	0	0	0
001-100-519 1400 OVERTIME	8,733	8,733	13,024	13,284	13,550	13,821	14,097
001-100-519 1800 PTO SELL-BACK	7,870	7,870	5,920	6,038	6,159	6,282	6,408
001-100-572 1800 PTO SELL-BACK	8,997	8,997	0	0	0	0	0
001-100-572 2100 FICA TAXES	16,870	16,870	0	0	0	0	0
001-100-519 2100 FICA TAXES	33,376	33,376	41,125	41,718	42,319	42,932	43,556
001-100-519 2200 RETIREMENT CONTRIBUTIONS	42,941	42,941	39,044	39,606	40,178	40,762	41,352
001-100-572 2200 RETIREMENT CONTRIBUTIONS	16,252	16,252	0	0	0	0	0
001-100-519 2202 RETIREMENT CONTRIBUTIONS/B	1,205	1,205	1,265	1,328	1,395	1,464	1,493
001-100-519 2300 LIFE AND HEALTH INSURANCE	80,472	80,472	135,828	145,342	155,515	166,395	178,042
001-100-572 2300 LIFE AND HEALTH INSURANCE	56,844	56,844	0	0	0	0	0
001-100-572 2400 WORKERS' COMPENSATION	6,511	6,511	0	0	0	0	0
001-100-519 2400 WORKERS' COMPENSATION	9,103	9,103	13,632	14,910	16,305	17,839	19,526
001-100-519 3100 PROFESSIONAL SERVICES	0	141,880	110,000	100,000	100,000	10,000	10,000
001-100-572 3400 OTHER SERVICES	2,600	157,214	161,998	165,238	168,543	171,914	175,352
001-100-519 3400 OTHER SERVICES	317,455	326,923	514,096	524,378	534,866	545,563	556,474
001-100-519 3434 JANITORIAL SERVICES	332,483	273,831	296,613	302,545	308,596	314,768	321,063
001-100-572 3434 JANITORIAL SERVICES	0	58,652	58,562	58,562	58,562	58,562	58,562
001-100-519 3447 CONTRACT - HVAC	146,296	146,296	154,748	157,843	161,000	164,220	167,504
001-100-519 4000 TRAVEL AND PER DIEM	130	380	5,927	6,047	6,170	6,294	6,421
001-100-572 4000 TRAVEL AND PER DIEM	0	290	499	509	519	529	540
001-100-572 4100 COMMUNICATION SERVICES	800	723	0	0	0	0	0
001-100-519 4100 COMMUNICATION SERVICES	0	97	0	0	0	0	0
001-100-572 4300 UTILITIES	18,475	24,475	23,183	23,646	24,118	24,598	25,090
001-100-519 4300 UTILITIES	1,299,941	1,294,941	1,313,029	1,339,289	1,366,074	1,393,395	1,421,263
001-100-519 4400 RENTALS AND LEASES	413,268	413,268	414,619	422,911	431,370	439,997	448,797
001-100-572 4400 RENTALS AND LEASES	2,950	2,950	2,900	2,987	3,077	3,169	3,264
001-100-519 4600 REPAIR & MAINT SERVICE	615,665	550,797	733,643	748,316	763,282	778,548	794,119
001-100-572 4600 REPAIR & MAINT SERVICE	23,000	31,400	14,500	14,935	15,383	15,844	16,319
001-100-519 4601 FUMIGATION	20,122	20,122	39,404	14,404	14,692	14,986	15,286
001-100-519 4620 REPAIR & MAINT ELEVATOR	27,140	27,140	12,140	12,383	12,631	12,884	13,142
001-100-519 4630 REPAIR & MAINT JUDICIAL BLDG	41,546	67,546	90,890	42,890	43,748	44,623	45,515
001-100-519 4641 REPAIR & MAINT/AIR COND.	147,488	128,192	108,988	111,168	113,391	115,659	117,972

**Department Fund Line Item Detail Proforma**

Sumter County

Fiscal Year 2016

	FY 2015 Adopted	FY 2015 Amended	FY 2016 Budget	FY 2017 Budget	FY 2018 Budget	FY 2019 Budget	FY 2020 Budget
<b>001 GENERAL FUND</b>							
001-100-519 4643 REPAIR & MAINT-GENERATORS	58,016	58,016	40,693	41,507	42,337	43,184	44,048
001-100-519 4690 NON-CAPITALIZED PROJECTS	1,064,750	1,700,549	238,125	207,443	211,592	215,824	220,140
001-100-519 4900 OTHER CURRENT CHARGES	29,257	29,257	29,517	30,107	30,709	31,323	31,949
001-100-572 4900 OTHER CURRENT CHARGES	0	5	0	0	0	0	0
001-100-572 4911 LEGAL ADVERTISING	0	49	0	0	0	0	0
001-100-519 5200 OPERATING SUPPLIES	92,435	91,742	98,860	100,837	102,854	104,911	107,009
001-100-572 5200 OPERATING SUPPLIES	43,150	42,855	10,500	10,813	11,135	11,471	11,815
001-100-572 5220 GAS & OIL	29,300	29,300	13,680	13,954	14,233	14,518	14,808
001-100-519 5220 GAS & OIL	42,811	42,811	36,292	37,018	37,758	38,513	39,283
001-100-519 5400 BOOKS, SUBSCRIPT, DUES	850	1,446	1,497	1,527	1,557	1,588	1,619
001-100-572 5400 BOOKS, SUBSCRIPT, DUES	0	0	100	102	104	106	108
001-100-572 5500 TRAINING	600	628	400	408	416	424	432
001-100-519 5500 TRAINING	2,082	3,995	9,500	9,690	9,885	10,083	10,285
001-100-519 6400 MACH & EQPT >= \$5,000	0	5,796	222,255	0	0	0	0
001-100-572 6400 MACH & EQPT >= \$5,000	60,000	45,000	0	0	0	0	0
001-100-572 6450 MACH & EQPT \$1,000 - \$4,999	3,000	3,000	0	0	0	0	0
001-100-519 6450 MACH & EQPT \$1,000 - \$4,999	0	8,000	16,000	0	0	0	0
	5,783,315	6,667,241	5,539,487	5,287,492	5,395,274	5,415,811	5,529,168
<b>120 Fire Control Expenditures</b>							
001-120-522 3419 CONTRACT SVCS -FOREST FIRE	15,420	15,420	15,420	15,728	16,043	16,364	16,691
001-120-522 3429 CONT SVCS - COOPERATIVE FO	3,000	3,000	3,000	3,060	3,121	3,183	3,247
	18,420	18,420	18,420	18,788	19,164	19,547	19,938
<b>130 Radio Communication Expenditures</b>							
001-130-525 3100 PROFESSIONAL SERVICES	577,035	610,224	794,414	810,302	826,508	843,038	859,899
001-130-525 3400 OTHER SERVICES	26,247	26,247	134,376	137,064	139,805	142,601	145,453
001-130-525 4000 TRAVEL AND PER DIEM	2,827	2,827	2,884	2,941	3,000	3,060	3,121
001-130-525 4300 UTILITIES	60,483	60,483	52,084	53,126	54,188	55,272	56,377
001-130-525 4400 RENTALS AND LEASES	182,359	182,359	187,698	193,329	199,129	205,103	211,256
001-130-525 4600 REPAIR & MAINT SERVICE	3,300	14,967	5,000	5,100	5,202	5,306	5,412
001-130-525 5200 OPERATING SUPPLIES	16,180	34,604	28,655	29,228	29,813	30,409	31,017
001-130-525 5400 BOOKS, SUBSCRIPT, DUES	0	0	75	75	75	75	75
001-130-525 6400 MACH & EQPT >= \$5,000	310,324	323,593	49,995	50,995	52,015	53,055	54,116
001-130-525 6450 MACH & EQPT \$1,000 - \$4,999	242,394	165,845	130,752	133,367	136,034	138,755	141,530
001-130-525 7100 PRINCIPAL PAYMENT	1,672,957	0	0	0	0	0	0
001-130-525 7115 PRINCIPAL PMT - RADIO NETWOI	0	1,672,957	1,704,476	1,736,588	1,769,305	1,802,639	0
001-130-525 7200 INTEREST PAYMENTS	163,644	0	0	0	0	0	0
001-130-525 7215 INTEREST PMT - RADIO NETWOF	0	163,644	132,126	100,013	67,296	33,962	0
	3,257,750	3,257,750	3,222,535	3,252,128	3,282,370	3,313,275	1,508,256
<b>131 Stormwater Expenditures</b>							
001-131-538 1200 REGULAR SALARIES AND WAGE	58,516	58,516	59,731	60,746	61,779	62,829	63,897
001-131-538 1201 CLASS C PER/DIEM	17	17	11	11	11	11	11
001-131-538 2100 FICA TAXES	4,476	4,476	4,569	4,647	4,726	4,806	4,888
001-131-538 2200 RETIREMENT CONTRIBUTIONS	4,313	4,313	4,337	4,410	4,485	4,561	4,639
001-131-538 2300 LIFE AND HEALTH INSURANCE	5,808	5,808	5,808	6,215	6,650	7,115	7,613
001-131-538 2400 WORKERS' COMPENSATION	3,915	3,915	4,027	4,424	4,858	5,337	5,861
001-131-538 3100 PROFESSIONAL SERVICES	40,000	55,800	260,000	224,000	232,080	243,545	216,487
001-131-538 3400 OTHER SERVICES	802,295	802,295	0	0	0	0	0
001-131-538 3428 CONTRACT SVCS-JUMPER CRK \	168,954	262,924	206,622	0	0	0	0
001-131-538 3433 GUM SLOUGH WATERSHED MAN	0	0	0	0	180,000	183,600	187,272
001-131-538 3445 DRAINAGE CANAL/CROSSOVER	100,000	150,000	125,000	125,000	125,000	125,000	125,000
001-131-538 4000 TRAVEL AND PER DIEM	150	150	325	325	325	325	325
001-131-538 4600 REPAIR & MAINT SERVICE	280,000	275,601	400,000	400,150	400,153	400,156	400,159
001-131-538 4700 PRINTING AND BINDING	60	60	0	60	0	60	61
001-131-538 5200 OPERATING SUPPLIES	145	145	0	0	0	0	0

**Department Fund Line Item Detail Proforma**

Sumter County

Fiscal Year 2016

	FY 2015 Adopted	FY 2015 Amended	FY 2016 Budget	FY 2017 Budget	FY 2018 Budget	FY 2019 Budget	FY 2020 Budget
<b>001 GENERAL FUND</b>							
001-131-538 5220 GAS & OIL	525	525	750	764	779	794	810
001-131-538 5400 BOOKS, SUBSCRIPT, DUES	310	310	350	357	364	371	378
001-131-538 5500 TRAINING	500	500	1,000	800	800	800	800
001-131-538 6100 LAND	0	0	0	26,000	0	0	0
001-131-538 6327 JUMPER CREEK DIRT ROAD CRC	150,000	150,000	0	0	0	0	0
001-131-538 6330 CR622C/CR575 AND CR467 DRAIL	0	74,284	0	0	0	0	0
001-131-538 6450 MACH & EQPT \$1,000 - \$4,999	0	0	2,000	0	0	0	0
001-131-538 6537 CR518 DRAINAGE IMPROVEMEN'	0	0	0	42,000	262,000	0	0
001-131-538 6538 CR772 DRAINAGE IMPROVEMEN'	0	0	0	21,000	112,000	0	0
001-131-538 6539 CR782-A DRAINAGE IMPROVEME	0	0	0	83,200	552,000	0	0
001-131-538 6557 CR 647N DRAINAGE IMPROVEME	0	175,487	0	0	0	0	0
	1,619,984	2,025,126	1,074,530	1,004,109	1,948,010	1,039,310	1,018,201
<b>140 Development Services Expenditures</b>							
001-140-515 1200 REGULAR SALARIES AND WAGE	332,625	333,439	342,289	347,206	352,206	357,293	362,464
001-140-515 1800 PTO SELL-BACK	8,805	8,805	6,600	6,712	6,826	6,942	7,060
001-140-515 2100 FICA TAXES	26,121	26,121	26,706	27,090	27,481	27,881	28,286
001-140-515 2200 RETIREMENT CONTRIBUTIONS	31,451	31,451	31,990	32,468	32,955	33,449	33,954
001-140-515 2300 LIFE AND HEALTH INSURANCE	62,028	62,028	67,056	71,753	76,775	82,147	87,897
001-140-515 2400 WORKERS' COMPENSATION	1,521	1,521	1,407	1,522	1,646	1,783	1,931
001-140-515 3100 PROFESSIONAL SERVICES	253,800	385,190	191,800	191,800	191,800	191,800	192,516
001-140-515 3118 SURVEYORS PLAT REVIEW	10,000	10,000	3,000	3,060	3,121	3,183	3,247
001-140-515 3131 MINE MONITORING	20,100	20,100	24,000	24,480	24,970	25,469	25,978
001-140-515 3400 OTHER SERVICES	109,520	61,470	149,608	150,770	153,489	156,263	159,292
001-140-515 4000 TRAVEL AND PER DIEM	11,500	11,500	9,100	9,162	9,225	9,290	9,356
001-140-515 4200 POSTAGE	350	350	350	357	364	371	378
001-140-515 4600 REPAIR & MAINT SERVICE	1,500	1,500	1,000	1,000	1,000	1,000	1,010
001-140-515 4700 PRINTING AND BINDING	50	57	200	200	200	200	200
001-140-515 4911 LEGAL ADVERTISING	5,000	5,000	5,000	5,000	5,000	5,000	5,000
001-140-515 4912 RPC PER CAPITA ASSESSMENT	36,786	36,786	18,551	18,922	19,300	19,686	20,080
001-140-515 4940 RECORDING FEES-ADMIN	2,400	2,393	2,400	2,400	2,400	2,400	2,448
001-140-515 5200 OPERATING SUPPLIES	0	50	0	0	0	0	0
001-140-515 5400 BOOKS, SUBSCRIPT, DUES	1,450	1,450	1,480	1,510	1,540	1,571	1,602
001-140-515 5500 TRAINING	6,250	6,250	6,800	6,814	6,828	6,843	6,959
	921,257	1,005,461	889,337	902,226	917,126	932,571	949,658
<b>150 Emergency Management Expenditures</b>							
001-150-525 1200 REGULAR SALARIES AND WAGE	42,748	42,748	34,023	34,601	35,189	35,787	36,395
001-150-525 1201 CLASS C PER/DIEM	88	88	66	67	68	69	70
001-150-525 2100 FICA TAXES	3,270	3,270	2,603	2,647	2,692	2,738	2,784
001-150-525 2200 RETIREMENT CONTRIBUTIONS	3,151	3,151	2,470	2,512	2,555	2,598	2,642
001-150-525 2300 LIFE AND HEALTH INSURANCE	9,732	9,732	9,828	10,516	11,252	12,039	12,882
001-150-525 2400 WORKERS' COMPENSATION	74	74	51	56	62	68	74
001-150-525 3400 OTHER SERVICES	54,568	47,901	73,513	59,163	60,346	61,553	62,784
001-150-525 4100 COMMUNICATION SERVICES	915	915	933	952	971	990	1,010
001-150-525 4400 RENTALS AND LEASES	12,092	12,092	12,428	12,677	12,931	13,190	13,454
001-150-525 4600 REPAIR & MAINT SERVICE	400	400	408	416	424	432	441
001-150-525 5200 OPERATING SUPPLIES	3,800	3,800	3,424	3,492	3,562	3,633	3,706
001-150-525 5220 GAS & OIL	2,275	2,275	1,500	1,530	1,561	1,592	1,624
001-150-525 5400 BOOKS, SUBSCRIPT, DUES	250	250	300	306	312	318	324
001-150-525 5500 TRAINING	25,335	25,335	12,000	12,240	12,485	12,735	12,990
001-150-525 6400 MACH & EQPT >= \$5,000	0	6,667	0	0	0	0	0
	158,698	158,698	153,547	141,175	144,410	147,742	151,180
<b>153 Emergency Management Grants Expenditures</b>							
001-153-525 1200 REGULAR SALARIES AND WAGE	67,735	67,735	69,154	70,330	71,526	72,742	73,979
001-153-525 1201 CLASS C PER/DIEM	121	121	77	79	81	83	85

**Department Fund Line Item Detail Proforma**

Sumter County

Fiscal Year 2016

	FY 2015 Adopted	FY 2015 Amended	FY 2016 Budget	FY 2017 Budget	FY 2018 Budget	FY 2019 Budget	FY 2020 Budget
<b>001 GENERAL FUND</b>							
001-153-525 2100 FICA TAXES	5,182	5,182	5,290	5,380	5,472	5,565	5,659
001-153-525 2200 RETIREMENT CONTRIBUTIONS	4,992	4,992	5,021	5,106	5,193	5,281	5,371
001-153-525 2300 LIFE AND HEALTH INSURANCE	15,936	15,936	15,936	17,052	18,246	19,523	20,890
001-153-525 2400 WORKERS' COMPENSATION	117	117	104	114	125	137	151
001-153-525 4000 TRAVEL AND PER DIEM	1,580	1,580	3,500	3,572	3,643	3,716	3,790
001-153-525 4700 PRINTING AND BINDING	4,900	4,900	3,255	3,319	3,385	3,453	3,522
001-153-525 5200 OPERATING SUPPLIES	2,942	2,942	1,384	1,411	1,440	1,469	1,499
001-153-525 5400 BOOKS, SUBSCRIPT, DUES	185	185	185	188	192	196	200
001-153-525 5500 TRAINING	2,116	2,116	1,900	1,937	1,976	2,015	2,055
	<b>105,806</b>	<b>105,806</b>	<b>105,806</b>	<b>108,488</b>	<b>111,279</b>	<b>114,180</b>	<b>117,201</b>
<b><u>159 SHSGP 259 Issue 5 Expenditures</u></b>							
001-159-525 3400 OTHER SERVICES	0	3,060	0	0	0	0	0
001-159-525 5500 TRAINING	12,750	7,790	0	0	0	0	0
	<b>12,750</b>	<b>10,850</b>	<b>0</b>	<b>0</b>	<b>0</b>	<b>0</b>	<b>0</b>
<b><u>160 Ambulance Service Expenditures</u></b>							
001-160-526 3422 AMBULANCE SERVICES	994,375	994,375	994,375	994,375	994,375	1,014,263	1,034,548
	<b>994,375</b>	<b>994,375</b>	<b>994,375</b>	<b>994,375</b>	<b>994,375</b>	<b>1,014,263</b>	<b>1,034,548</b>
<b><u>166 EMPG SUPP Award Expenditures</u></b>							
001-166-525 3400 OTHER SERVICES	42,158	30,278	33,000	33,000	33,000	33,000	33,000
001-166-525 4000 TRAVEL AND PER DIEM	0	880	0	0	0	0	0
001-166-525 5200 OPERATING SUPPLIES	2,000	17,000	3,896	3,896	3,896	3,896	3,896
001-166-525 5500 TRAINING	8,000	4,000	16,000	16,000	16,000	16,000	16,000
	<b>52,158</b>	<b>52,158</b>	<b>52,896</b>	<b>52,896</b>	<b>52,896</b>	<b>52,896</b>	<b>52,896</b>
<b><u>168 Community Alliance Facilitator Expenditures</u></b>							
001-168-525 3400 OTHER SERVICES	0	20,000	0	0	0	0	0
	<b>0</b>	<b>20,000</b>	<b>0</b>	<b>0</b>	<b>0</b>	<b>0</b>	<b>0</b>
<b><u>170 Solid Waste Facility Expenditures</u></b>							
001-170-534 3100 PROFESSIONAL SERVICES	6,000	6,000	0	0	0	0	0
001-170-534 3400 OTHER SERVICES	315,874	315,874	319,350	325,737	332,252	338,896	345,674
001-170-534 4300 UTILITIES	1,500	1,500	0	0	0	0	0
001-170-534 4400 RENTALS AND LEASES	533	633	676	690	704	718	732
001-170-534 4600 REPAIR & MAINT SERVICE	870	870	3,474	3,543	3,614	3,686	3,760
001-170-534 4700 PRINTING AND BINDING	100	100	100	102	104	106	108
001-170-534 4900 OTHER CURRENT CHARGES	35	35	0	0	0	0	0
001-170-534 4941 ENVIRON REG CLOSED LANDFILL	42,118	42,118	10,000	0	0	0	0
001-170-534 4950 TIRE DISPOSAL	940	1,840	1,100	1,122	1,145	1,168	1,191
001-170-534 5200 OPERATING SUPPLIES	1,900	1,900	1,900	1,938	1,977	2,016	2,056
001-170-534 5220 GAS & OIL	5,985	4,585	5,600	5,712	5,826	5,943	6,062
001-170-534 5500 TRAINING	0	400	0	0	0	0	0
	<b>375,855</b>	<b>375,855</b>	<b>342,200</b>	<b>338,844</b>	<b>345,622</b>	<b>352,533</b>	<b>359,583</b>
<b><u>180 County Agent Expenditures</u></b>							
001-180-537 3100 PROFESSIONAL SERVICES	300	300	300	306	312	319	326
001-180-537 3130 PROF SVCS - IFAS	337,783	337,783	350,389	357,397	364,545	371,836	379,273
001-180-537 4000 TRAVEL AND PER DIEM	11,000	11,000	11,000	11,220	11,444	11,673	11,906
001-180-537 4100 COMMUNICATION SERVICES	4,800	4,015	360	367	374	381	389
001-180-537 4200 POSTAGE	800	800	1,200	1,224	1,249	1,274	1,299
001-180-537 4400 RENTALS AND LEASES	0	485	0	0	0	0	0
001-180-537 4500 INSURANCE	721	721	735	750	765	780	796
001-180-537 4600 REPAIR & MAINT SERVICE	1,000	1,000	1,000	1,020	1,040	1,061	1,082
001-180-537 4700 PRINTING AND BINDING	0	300	1,200	1,224	1,248	1,274	1,300
001-180-537 5100 OFFICE SUPPLIES	4,000	4,000	4,500	4,590	4,681	4,775	4,871
001-180-537 5200 OPERATING SUPPLIES	2,500	2,500	3,500	3,570	3,641	3,714	3,788
001-180-537 5201 OPER-SUPP-4-H & CO DEM	1,000	1,000	1,000	1,020	1,040	1,061	1,082

**Department Fund Line Item Detail Proforma**

Sumter County

Fiscal Year 2016

	FY 2015 Adopted	FY 2015 Amended	FY 2016 Budget	FY 2017 Budget	FY 2018 Budget	FY 2019 Budget	FY 2020 Budget
<b>001 GENERAL FUND</b>							
001-180-537 5220 GAS & OIL	2,000	2,000	2,000	2,040	2,081	2,123	2,165
001-180-537 5400 BOOKS, SUBSCRIPT, DUES	1,050	1,050	1,100	1,122	1,144	1,167	1,190
001-180-537 5500 TRAINING	1,500	1,500	1,500	1,530	1,561	1,592	1,624
001-180-537 6301 INFRASTRUCTURE- LANDSCAPIN	500	500	500	510	520	530	541
001-180-537 6450 MACH & EQPT \$1,000 - \$4,999	1,200	1,200	1,200	1,224	1,248	1,273	1,298
	370,154	370,154	381,484	389,114	396,893	404,833	412,930
<b>182 Sumter County Fire and EMS Expenditures</b>							
001-182-522 1200 REGULAR SALARIES AND WAGE	3,374,649	3,382,920	4,287,118	4,359,994	4,434,130	4,509,501	4,586,165
001-182-522 1400 OVERTIME	98,000	98,000	116,073	118,394	120,762	123,177	125,641
001-182-522 1410 OT-FLSA	199,889	198,326	259,022	263,433	267,898	272,458	277,090
001-182-522 1500 SPECIAL PAY	217,040	217,040	102,480	107,628	110,162	113,443	116,751
001-182-522 1800 PTO SELL-BACK	67,478	69,041	71,303	72,729	74,184	75,668	77,181
001-182-522 2100 FICA TAXES	278,604	278,604	352,945	358,851	364,872	370,845	376,936
001-182-522 2200 RETIREMENT CONTRIBUTIONS	669,123	669,123	918,688	934,327	950,232	966,413	982,892
001-182-522 2300 LIFE AND HEALTH INSURANCE	709,092	709,092	881,820	943,588	1,009,635	1,080,224	1,155,835
001-182-522 2400 WORKERS' COMPENSATION	120,505	120,505	138,348	151,754	166,433	182,600	200,345
001-182-522 3100 PROFESSIONAL SERVICES	76,197	76,197	87,377	89,998	92,698	95,479	97,389
001-182-522 3400 OTHER SERVICES	174,360	174,360	131,992	134,632	137,325	140,072	142,873
001-182-522 4000 TRAVEL AND PER DIEM	23,014	23,014	30,140	30,743	31,358	31,985	32,625
001-182-522 4100 COMMUNICATION SERVICES	16,677	16,677	17,011	17,351	17,698	18,052	18,413
001-182-522 4400 RENTALS AND LEASES	765	765	780	796	812	828	845
001-182-522 4600 REPAIR & MAINT SERVICE	49,790	49,790	49,663	50,656	51,669	52,702	53,756
001-182-522 4606 REPAIRS & MAINT VEHICLES	175,200	175,200	197,500	201,450	205,479	209,589	213,781
001-182-522 4700 PRINTING AND BINDING	2,480	2,480	2,565	2,617	2,670	2,724	2,778
001-182-522 4800 PROMOTIONAL ACTIVITIES	8,768	8,768	8,244	8,409	8,577	8,749	8,924
001-182-522 4900 OTHER CURRENT CHARGES	6,381	6,381	4,950	5,049	5,776	5,265	5,370
001-182-522 4905 TAX COLLECTOR'S COMMISSION	40,257	40,257	46,060	46,981	47,921	48,879	49,857
001-182-522 5200 OPERATING SUPPLIES	293,887	401,887	315,647	321,960	328,399	334,967	341,666
001-182-522 5210 FOOD	0	0	1,700	1,700	1,700	1,700	1,700
001-182-522 5220 GAS & OIL	176,500	176,500	125,000	127,500	130,050	132,651	135,304
001-182-522 5400 BOOKS, SUBSCRIPT, DUES	15,102	15,102	14,022	14,302	14,588	14,880	15,178
001-182-522 5500 TRAINING	99,120	99,120	104,954	107,053	109,194	111,378	113,606
001-182-522 6400 MACH & EQPT >= \$5,000	143,010	143,010	192,110	195,952	199,871	203,868	207,945
001-182-522 6450 MACH & EQPT \$1,000 - \$4,999	141,466	51,499	137,330	140,077	142,879	145,737	148,652
	7,177,354	7,203,658	8,594,842	8,807,924	9,026,972	9,253,834	9,489,498
<b>183 The Villages Fire District Expenditures</b>							
001-183-522 3400 OTHER SERVICES	6,955,980	6,955,980	7,622,851	7,775,308	7,930,814	8,089,430	8,251,219
001-183-522 3461 CONTRACT SERVICES VILLAGES	246,816	246,816	295,768	301,683	307,717	313,871	320,148
001-183-522 4905 TAX COLLECTOR'S COMMISSION	57,611	57,611	66,871	68,208	69,572	70,963	72,382
001-183-522 4914 BANK SERVICE CHARGES	500	500	500	510	521	531	542
	7,260,907	7,260,907	7,985,990	8,145,709	8,308,624	8,474,795	8,644,291
<b>190 Veterans Services Expenditures</b>							
001-190-553 1200 REGULAR SALARIES AND WAGE	157,279	158,435	162,632	165,396	168,207	171,066	173,974
001-190-553 1201 CLASS C PER/DIEM	44	44	0	0	0	0	0
001-190-553 1400 OVERTIME	100	100	0	0	0	0	0
001-190-553 1800 PTO SELL-BACK	5,937	6,839	6,960	7,098	7,239	7,382	7,530
001-190-553 2100 FICA TAXES	12,487	12,487	12,976	13,200	13,425	13,655	13,889
001-190-553 2200 RETIREMENT CONTRIBUTIONS	13,905	13,905	14,640	14,890	15,146	15,404	15,669
001-190-553 2202 RETIREMENT CONTRIBUTIONS/B	0	1,047	0	0	0	0	0
001-190-553 2300 LIFE AND HEALTH INSURANCE	23,232	23,232	23,232	24,860	26,600	28,460	30,452
001-190-553 2400 WORKERS' COMPENSATION	283	283	255	279	305	335	367
001-190-553 3400 OTHER SERVICES	32,823	27,274	0	0	0	0	0
001-190-553 4000 TRAVEL AND PER DIEM	2,040	2,640	1,980	2,019	2,059	2,100	2,141
001-190-553 4700 PRINTING AND BINDING	280	280	200	204	208	212	216



**Department Fund Line Item Detail Proforma**

Sumter County

Fiscal Year 2016

	FY 2015 Adopted	FY 2015 Amended	FY 2016 Budget	FY 2017 Budget	FY 2018 Budget	FY 2019 Budget	FY 2020 Budget
<b>001 GENERAL FUND</b>							
001-190-553 5200 OPERATING SUPPLIES	0	1,000	155	158	161	164	167
001-190-553 5400 BOOKS, SUBSCRIPT, DUES	623	623	390	398	406	414	422
001-190-553 5500 TRAINING	1,130	3,130	480	480	480	480	480
001-190-553 6302 INFRASTRUCTURE- VETERANS M	1,475	1,475	845	845	845	845	845
	251,638	252,794	224,745	229,827	235,081	240,517	246,152
<b>193 EMS County Grant Expenditures</b>							
001-193-526 5200 OPERATING SUPPLIES	0	15,921	0	0	0	0	0
001-193-526 6450 MACH & EQPT \$1,000 - \$4,999	0	2,400	0	0	0	0	0
	0	18,321	0	0	0	0	0
<b>195 Local Mosquito Control Expenditures</b>							
001-195-562 1200 REGULAR SALARIES AND WAGE	150,117	144,725	143,744	146,187	148,673	151,200	153,770
001-195-562 1201 CLASS C PER/DIEM	150	150	110	110	110	110	110
001-195-562 1400 OVERTIME	700	1,378	4,087	4,167	4,253	4,339	4,425
001-195-562 1800 PTO SELL-BACK	7,617	4,917	4,484	4,574	4,665	4,758	4,853
001-195-562 2100 FICA TAXES	12,067	12,067	11,653	11,855	12,057	12,264	12,476
001-195-562 2200 RETIREMENT CONTRIBUTIONS	11,621	11,621	11,300	11,494	11,693	11,892	12,096
001-195-562 2300 LIFE AND HEALTH INSURANCE	27,156	27,156	23,232	24,860	26,600	28,460	30,452
001-195-562 2400 WORKERS' COMPENSATION	8,737	8,737	8,622	9,411	10,274	11,221	12,260
001-195-562 3100 PROFESSIONAL SERVICES	100	100	100	100	100	100	100
001-195-562 3400 OTHER SERVICES	0	10,800	47,920	47,940	48,899	50,377	50,875
001-195-562 4000 TRAVEL AND PER DIEM	0	3	744	0	0	744	0
001-195-562 4200 POSTAGE	0	22	0	0	0	0	0
001-195-562 4300 UTILITIES	350	350	0	0	0	0	0
001-195-562 4400 RENTALS AND LEASES	0	400	1,300	1,326	1,353	1,380	1,408
001-195-562 4600 REPAIR & MAINT SERVICE	5,100	5,100	11,656	6,808	6,912	7,016	7,140
001-195-562 4700 PRINTING AND BINDING	229	475	560	571	582	593	604
001-195-562 4900 OTHER CURRENT CHARGES	60	60	100	100	100	200	204
001-195-562 5200 OPERATING SUPPLIES	13,226	11,652	13,911	11,148	11,289	11,934	11,644
001-195-562 5209 OPERATING SUP/CHEMICAL	64,000	69,316	71,000	102,540	104,591	106,683	108,817
001-195-562 5220 GAS & OIL	18,628	16,528	16,800	17,136	17,478	17,827	18,184
001-195-562 5400 BOOKS, SUBSCRIPT, DUES	452	452	461	471	479	489	499
001-195-562 5500 TRAINING	2,188	1,635	2,699	2,268	2,313	2,735	2,407
001-195-562 6400 MACH & EQPT >= \$5,000	8,000	7,403	29,000	48,000	28,000	53,000	54,060
001-195-562 6450 MACH & EQPT \$1,000 - \$4,999	0	1,500	4,500	0	0	0	0
	330,498	336,547	407,983	451,066	440,421	477,322	486,384
<b>200 Animal Services Expenditures</b>							
001-200-562 1200 REGULAR SALARIES AND WAGE	310,575	269,600	335,498	339,028	344,793	350,656	356,616
001-200-562 1201 CLASS C PER/DIEM	132	132	165	169	173	177	181
001-200-562 1400 OVERTIME	11,134	21,388	19,756	20,151	20,554	20,965	21,384
001-200-562 1800 PTO SELL-BACK	2,454	2,454	3,305	0	0	0	0
001-200-562 2100 FICA TAXES	25,039	25,039	26,868	27,331	27,797	28,275	28,760
001-200-562 2200 RETIREMENT CONTRIBUTIONS	24,077	24,077	25,472	25,909	26,355	26,805	27,265
001-200-562 2300 LIFE AND HEALTH INSURANCE	76,452	76,452	106,932	114,421	122,430	130,996	140,165
001-200-562 2400 WORKERS' COMPENSATION	3,760	3,760	3,794	4,140	4,519	4,933	5,387
001-200-562 3100 PROFESSIONAL SERVICES	27,549	39,549	20,368	20,775	21,191	21,615	22,047
001-200-562 3400 OTHER SERVICES	38,834	48,675	71,147	72,570	74,021	75,502	77,012
001-200-562 4000 TRAVEL AND PER DIEM	23,744	20,744	30,999	31,619	32,251	32,896	33,554
001-200-562 4700 PRINTING AND BINDING	1,240	1,240	1,250	1,275	1,301	1,327	1,354
001-200-562 4900 OTHER CURRENT CHARGES	340	340	310	487	89	91	93
001-200-562 5200 OPERATING SUPPLIES	52,552	65,323	64,588	66,901	68,240	69,605	70,997
001-200-562 5220 GAS & OIL	20,087	20,087	18,054	18,415	18,783	19,159	19,542
001-200-562 5400 BOOKS, SUBSCRIPT, DUES	1,130	1,130	645	658	671	684	698
001-200-562 5500 TRAINING	9,425	9,425	15,380	15,688	16,002	16,322	16,648
001-200-562 6400 MACH & EQPT >= \$5,000	22,500	22,500	29,000	60,000	0	0	0

**Department Fund Line Item Detail Proforma**

Sumter County

Fiscal Year 2016

	FY 2015 Adopted	FY 2015 Amended	FY 2016 Budget	FY 2017 Budget	FY 2018 Budget	FY 2019 Budget	FY 2020 Budget
<b>001 GENERAL FUND</b>							
001-200-562 6450 MACH & EQPT \$1,000 - \$4,999	0	3,000	0	0	0	0	0
	651,024	654,915	773,531	819,537	779,170	800,008	821,702
<b><u>220 Welfare Expenditures</u></b>							
001-220-564 3402 MEDICAID HMO	654,825	654,825	767,452	821,174	878,656	940,162	1,005,973
001-220-564 3406 HEALTH CARE RESPONSIBILITY	420,416	420,416	461,788	478,874	496,593	514,967	534,020
001-220-564 4960 INDIGENT BURIAL	18,150	18,150	18,150	18,513	18,883	19,261	19,646
	1,093,391	1,093,391	1,247,390	1,318,561	1,394,132	1,474,390	1,559,639
<b><u>224 Court Communications Expenditures</u></b>							
001-224-685 4101 COMMUNICATION- GUARDIAN AC	2,112	2,112	1,320	1,346	1,373	1,400	1,428
001-224-605 4105 COMMUNICATION- JUDGES	12,875	12,875	13,133	13,395	13,663	13,936	14,215
001-224-603 4106 COMMUNICATION- PUBLIC DEFE	3,200	3,200	2,000	2,060	2,122	2,186	2,252
001-224-602 4107 COMMUNICATION- STATE ATTOF	6,180	6,180	500	510	520	530	541
	24,367	24,367	16,953	17,311	17,678	18,052	18,436
<b><u>290 County Building/Detention Center Expenditures</u></b>							
001-290-523 3423 CONTRACT SVCS-SCAAP	0	2,567	0	0	0	0	0
001-290-581 9118 TR SHERIFF SCAAP	0	9,097	0	0	0	0	0
	0	11,664	0	0	0	0	0
<b><u>291 Detention Security Grant Expenditures</u></b>							
001-291-581 9119 TR TO SHERIFF	0	6,048	0	0	0	0	0
	0	6,048	0	0	0	0	0
<b><u>300 Medical Examiner Expenditures</u></b>							
001-300-527 3103 MEDICAL EXAMINER	264,054	269,185	273,388	278,856	284,433	290,122	295,924
	264,054	269,185	273,388	278,856	284,433	290,122	295,924
<b><u>310 Sheriff Expenditures</u></b>							
001-310-581 9119 TR TO SHERIFF	23,029,943	23,029,943	23,758,659	24,232,186	24,717,071	25,211,652	25,716,134
	23,029,943	23,029,943	23,758,659	24,232,186	24,717,071	25,211,652	25,716,134
<b><u>311 Sheriff / Court Services Expenditures</u></b>							
001-311-581 9119 TR TO SHERIFF	1,026,418	1,026,418	1,111,697	1,133,930	1,156,608	1,179,739	1,203,333
	1,026,418	1,026,418	1,111,697	1,133,930	1,156,608	1,179,739	1,203,333
<b><u>312 Sheriff - Bushnell Law Enf. Services Expenditures</u></b>							
001-312-581 9122 TR TO SHERIFF/COLEMAN LAW E	0	77,437	75,505	77,015	78,554	80,126	81,729
001-312-581 9125 TR TO SHERIFF/BUSHNELL LAW	618,271	618,271	590,694	602,507	614,557	626,846	639,385
	618,271	695,708	666,199	679,522	693,111	706,972	721,114
<b><u>325 Department of Juvenile Justice Expenditures</u></b>							
001-325-671 4902 DEPT OF JUVENILE JUSTICE	26,201	34,038	57,549	58,700	59,874	61,071	62,292
	26,201	34,038	57,549	58,700	59,874	61,071	62,292
<b><u>395 Comp. Env. Planning &amp; Water Conservation Expenditures</u></b>							
001-395-537 3424 CONTRACT SVCS-WITH REG WA	19,970	19,970	21,114	21,895	22,705	23,545	24,416
	19,970	19,970	21,114	21,895	22,705	23,545	24,416
<b><u>412 Other Governmental Services Expenditures</u></b>							
001-412-529 3100 PROFESSIONAL SERVICES	10,000	8,183	10,000	10,000	10,000	10,000	10,000
001-412-512 3407 LOBBYIST	60,000	60,000	60,000	60,000	60,000	60,000	60,000
001-412-569 3442 UNIVERSITY OF FLORIDA CHILD	5,400	3,515	3,000	3,000	3,000	3,000	3,000
001-412-512 4900 OTHER CURRENT CHARGES	6,500	9,435	6,650	6,783	6,919	7,057	7,198
001-412-512 4903 TAX DEED APPLICATIONS	3,500	4,508	2,500	2,550	2,601	2,653	2,706
001-412-512 4910 REFUND PRIOR YEAR TAXES	2,500	750	2,000	2,040	2,081	2,123	2,165
001-412-512 4913 LEGAL AD DEL TAX ROLL	36,050	37,559	38,285	39,051	39,832	40,629	41,442
001-412-719 5202 JURY & BAILIFF SUPPLIES	500	500	500	510	520	530	541
001-412-535 8101 BUSHNELL SEWER PLANT AGRE	56,000	56,000	56,000	56,000	56,000	56,000	56,000
001-412-569 8102 SCHOOL BD DRIVER EDUCATION	50,598	50,598	49,964	50,963	51,982	53,022	54,082
001-412-554 8103 WILDWOOD REDEVELOPMENT	96,846	96,846	103,000	105,060	107,161	109,304	111,490

**Department Fund Line Item Detail Proforma**

Sumter County

Fiscal Year 2016

	FY 2015 Adopted	FY 2015 Amended	FY 2016 Budget	FY 2017 Budget	FY 2018 Budget	FY 2019 Budget	FY 2020 Budget
<b>001 GENERAL FUND</b>							
001-412-521 8104 AID TO GOVT – WILDWOOD	100,000	100,000	100,000	100,000	100,000	100,000	100,000
001-412-562 8106 SC HEALTH DEPARTMENT	945,000	945,000	1,015,000	1,035,300	1,056,006	1,077,126	1,098,669
001-412-554 8110 COLEMAN REDEVELOPMENT	28,753	28,753	29,328	29,915	30,513	31,123	31,745
001-412-554 8120 CENTER HILL REDEVELOPMENT	3,978	3,978	8,142	8,306	8,472	8,641	8,814
	<b>1,405,625</b>	<b>1,405,625</b>	<b>1,484,369</b>	<b>1,509,478</b>	<b>1,535,087</b>	<b>1,561,208</b>	<b>1,587,852</b>
<b>413 Internal Services Expenditures</b>							
001-413-519 2500 UNEMPLOYMENT COMPENSATIC	44,000	43,174	46,200	47,124	48,066	49,027	50,008
001-413-519 3200 ACCOUNTING AND AUDITING	144,800	144,800	149,200	153,600	158,208	162,954	167,843
001-413-519 3400 OTHER SERVICES	3,928	3,658	10,255	10,460	10,670	10,882	11,100
001-413-519 3437 TRIM MAILING	44,256	44,256	48,900	49,878	50,876	51,894	52,932
001-413-519 4100 COMMUNICATION SERVICES	340,126	339,717	373,099	390,599	398,399	406,370	414,498
001-413-519 4200 POSTAGE	39,900	39,900	36,738	37,473	38,222	38,986	39,766
001-413-519 4201 POSTAGE - TAX AUTHORITY	350	350	350	357	364	371	378
001-413-519 4202 POSTAGE CLEARING ACCOUNT	100	100	100	100	100	100	100
001-413-519 4400 RENTALS AND LEASES	67,100	67,100	66,627	67,845	69,087	70,468	71,878
001-413-519 4500 INSURANCE	0	25,000	24,669	26,643	28,774	31,076	33,562
001-413-519 4502 LIABILITY INSURANCE	135,891	146,507	158,228	170,886	184,557	199,322	215,268
001-413-519 4503 PROPERTY INSURANCE	365,442	341,274	367,773	375,128	382,631	390,284	398,090
001-413-519 4504 FLEET INSURANCE	30,701	83,145	88,755	95,855	103,523	111,805	120,749
001-413-519 4505 WORKERS' COMPENSATION CLE	1,000	1,000	1,000	1,000	1,000	1,000	1,000
001-413-519 4511 PROPERTY DEDUCTIBLES	60,000	27,137	60,000	60,000	60,000	60,000	60,000
001-413-519 4521 LIABILITY DEDUCTIBLES	5,000	5,000	5,000	5,000	5,000	5,000	5,000
001-413-519 4700 PRINTING AND BINDING	29,000	29,000	32,352	32,999	33,659	34,332	35,019
001-413-519 4911 LEGAL ADVERTISING	5,010	5,010	5,200	5,304	5,410	5,518	5,628
001-413-519 4914 BANK SERVICE CHARGES	500	1,341	1,000	1,000	1,000	1,000	1,000
001-413-519 4916 TUITION REIMBURSEMENT	85,075	85,075	120,896	123,314	125,780	128,296	130,862
001-413-519 5100 OFFICE SUPPLIES	50,500	50,500	25,650	26,163	26,686	27,220	27,764
001-413-519 5200 OPERATING SUPPLIES	970	1,240	1,100	1,122	1,145	1,168	1,191
001-413-519 5400 BOOKS, SUBSCRIPT, DUES	350	0	0	0	0	0	0
	<b>1,453,999</b>	<b>1,484,284</b>	<b>1,623,092</b>	<b>1,681,850</b>	<b>1,733,157</b>	<b>1,787,073</b>	<b>1,843,636</b>
<b>415 Information Technology Expenditures</b>							
001-415-519 3100 PROFESSIONAL SERVICES	4,500	4,500	4,500	4,500	4,500	4,500	4,590
001-415-519 3400 OTHER SERVICES	1,460,504	1,534,873	1,724,373	1,753,229	1,901,769	1,635,338	1,668,046
001-415-519 4600 REPAIR & MAINT SERVICE	80,000	60,000	45,000	45,900	46,818	47,754	48,709
001-415-519 4630 REPAIR & MAINT JUDICIAL BLDG	0	20,000	0	0	0	0	0
001-415-519 5200 OPERATING SUPPLIES	82,154	101,254	62,319	63,560	64,835	66,126	67,450
001-415-519 6400 MACH & EQPT >= \$5,000	0	12,960	5,198	0	0	0	0
001-415-519 6450 MACH & EQPT \$1,000 - \$4,999	82,020	62,020	54,319	55,405	56,513	57,643	58,796
	<b>1,709,178</b>	<b>1,795,607</b>	<b>1,895,709</b>	<b>1,922,594</b>	<b>2,074,435</b>	<b>1,811,361</b>	<b>1,847,590</b>
<b>416 Vehicle &amp; Equipment Maintenance Expenditures</b>							
001-416-519 1200 REGULAR SALARIES AND WAGE	271,534	266,105	210,830	214,414	218,059	221,765	225,535
001-416-519 1400 OVERTIME	6,250	6,250	6,375	6,503	6,633	6,766	6,901
001-416-519 1800 PTO SELL-BACK	2,879	3,813	2,583	2,635	2,688	2,742	2,797
001-416-519 2100 FICA TAXES	21,471	21,471	16,841	17,131	17,426	17,723	18,026
001-416-519 2200 RETIREMENT CONTRIBUTIONS	20,680	20,680	15,992	16,265	16,544	16,825	17,115
001-416-519 2202 RETIREMENT CONTRIBUTIONS/B	0	9,781	0	0	0	0	0
001-416-519 2300 LIFE AND HEALTH INSURANCE	34,848	41,708	47,112	50,412	53,941	57,714	61,754
001-416-519 2400 WORKERS' COMPENSATION	4,640	4,640	3,943	4,319	4,734	5,188	5,685
001-416-519 3400 OTHER SERVICES	0	0	40,000	40,800	41,616	42,448	43,296
001-416-519 4400 RENTALS AND LEASES	4,627	4,627	5,500	5,609	5,722	5,836	5,953
001-416-519 4600 REPAIRS & MAINT SERVICE	69,043	69,043	69,945	71,345	72,773	74,228	75,712
001-416-519 4606 REPAIRS & MAINT VEHICLES	114,813	107,596	116,300	108,426	110,595	112,807	115,063
001-416-519 4700 PRINTING AND BINDING	200	200	200	204	208	212	216
001-416-519 4900 OTHER CURRENT CHARGES	90	90	0	90	0	0	90

**Department Fund Line Item Detail Proforma**

Sumter County

Fiscal Year 2016

	FY 2015 Adopted	FY 2015 Amended	FY 2016 Budget	FY 2017 Budget	FY 2018 Budget	FY 2019 Budget	FY 2020 Budget
<b>001 GENERAL FUND</b>							
001-416-519 5200 OPERATING SUPPLIES	32,784	32,784	33,610	34,262	34,926	35,604	36,316
001-416-519 5220 GAS & OIL	9,623	9,623	7,100	7,242	7,387	7,535	7,686
001-416-519 5500 TRAINING	875	1,155	1,155	1,178	1,202	1,226	1,250
001-416-519 6400 MACH & EQPT >= \$5,000	63,500	57,379	0	30,000	0	0	31,391
001-416-519 6450 MACH & EQPT \$1,000 - \$4,999	3,500	9,341	0	0	0	0	0
	661,357	666,286	577,486	610,835	594,454	608,619	654,786
<b>420 Miscellaneous Services Expenditures</b>							
001-420-563 3431 LIFE STREAM	117,856	117,856	123,528	128,099	132,838	137,754	142,850
001-420-565 8201 AID TO SCARC	40,000	50,625	82,500	40,000	40,000	40,000	40,000
001-420-564 8202 MID-FLORIDA COMMUNITY SERV	1,040	1,040	1,040	1,040	1,040	1,040	1,040
	158,896	169,521	207,068	169,139	173,878	178,794	183,890
<b>460 Library Program Expenditures</b>							
001-460-571 1200 REGULAR SALARIES AND WAGE	62,225	62,751	63,526	64,606	65,704	66,821	67,957
001-460-571 1201 CLASS C PER/DIEM	55	55	55	55	55	55	55
001-460-571 1800 PTO SELL-BACK	3,369	3,369	1,222	1,246	1,271	1,296	1,322
001-460-571 2100 FICA TAXES	5,020	5,020	4,954	5,038	5,123	5,211	5,300
001-460-571 2200 RETIREMENT CONTRIBUTIONS	4,816	4,816	4,701	4,780	4,862	4,945	5,030
001-460-571 2300 LIFE AND HEALTH INSURANCE	5,808	5,808	5,808	6,215	6,650	7,115	7,613
001-460-571 2400 WORKERS' COMPENSATION	114	114	97	107	117	128	141
001-460-571 3100 PROFESSIONAL SERVICES	0	7,995	0	0	0	0	0
001-460-571 3400 OTHER SERVICES	2,221,406	2,226,406	2,276,941	2,333,865	2,392,211	2,452,016	2,513,316
001-460-571 4000 TRAVEL AND PER DIEM	5,780	5,755	2,568	3,195	3,259	3,325	3,392
001-460-571 4400 RENTALS AND LEASES	300	300	0	0	0	0	0
001-460-571 4600 REPAIR & MAINT SERVICE	0	150	0	0	0	0	0
001-460-571 4606 REPAIRS & MAINT VEHICLES	1,500	1,500	0	0	0	0	0
001-460-571 4700 PRINTING AND BINDING	0	0	50	50	50	50	50
001-460-571 4900 OTHER CURRENT CHARGES	0	150	0	0	0	0	0
001-460-571 5200 OPERATING SUPPLIES	0	10,142	0	0	0	0	0
001-460-571 5220 GAS & OIL	922	922	395	403	412	421	430
001-460-571 5400 BOOKS, SUBSCRIPT, DUES	295	320	410	418	427	436	445
001-460-571 5500 TRAINING	850	850	885	903	921	939	957
001-460-571 6600 BOOKS, LIBRARY MATERIALS	0	0	0	0	141,015	282,031	423,046
001-460-571 8200 AIDS TO PRIVATE ORGANIZATIOI	30,000	6,563	0	0	0	0	0
	2,342,460	2,342,986	2,361,612	2,420,881	2,622,077	2,824,789	3,029,054
<b>463 State Aid LIBR 13-ST Expenditures</b>							
001-463-571 6600 BOOKS, LIBRARY MATERIALS	0	0	552,738	0	0	0	0
	0	0	552,738	0	0	0	0
<b>464 State Aid LIBR 07-ST-77 Expenditures</b>							
001-464-571 6600 BOOKS, LIBRARY MATERIALS	502,739	502,739	0	506,999	0	0	0
	502,739	502,739	0	506,999	0	0	0
<b>465 Library State Aid Grant 06-ST-76 Expenditures</b>							
001-465-571 6600 BOOKS, LIBRARY MATERIALS	0	0	0	0	365,984	0	0
	0	0	0	0	365,984	0	0
<b>466 Library State Aid 11-12 Expenditures</b>							
001-466-571 6600 BOOKS, LIBRARY MATERIALS	0	0	0	0	0	224,968	0
	0	0	0	0	0	224,968	0
<b>469 LIBR STATE AID 10-ST-79 Expenditures</b>							
001-469-571 6600 BOOKS, LIBRARY MATERIALS	0	0	0	0	0	0	83,953
	0	0	0	0	0	0	83,953
<b>560 Affordable Housing Expenditures</b>							
001-560-554 3405 CONTRACTUAL SERVICES-PROC	1,000	190	1,000	1,020	1,040	1,061	1,082
001-560-554 3420 EMERGENCY REPAIR	9,000	23,187	8,560	8,731	8,906	9,084	9,266

**Department Fund Line Item Detail Proforma**

Sumter County

Fiscal Year 2016

	FY 2015 Adopted	FY 2015 Amended	FY 2016 Budget	FY 2017 Budget	FY 2018 Budget	FY 2019 Budget	FY 2020 Budget
<b>001 GENERAL FUND</b>							
001-560-554 4000 TRAVEL AND PER DIEM	0	500	0	0	0	0	0
001-560-554 4700 PRINTING AND BINDING	0	46	0	0	0	0	0
001-560-554 4945 RECORDING FEES-PROGRAM	1,000	1,100	1,000	1,020	1,041	1,062	1,084
001-560-554 5500 TRAINING	0	1,430	1,440	0	0	0	0
	11,000	26,453	12,000	10,771	10,987	11,207	11,432
<b>980 Transfers Expenditures</b>							
001-980-581 9112 TR TO CTT	600,000	649,913	100,000	100,000	100,000	100,000	100,000
001-980-581 9128 TR TO COURT LOCAL REQ	7,033	7,033	0	0	0	0	0
001-980-581 9129 TR TO COURT TECH FUND	131,211	131,211	220,885	228,055	235,404	242,942	248,577
001-980-581 9135 TR CAPITAL OUTLAY RSRV	3,368,906	6,844,913	5,134,876	2,105,427	2,125,525	1,650,742	1,860,543
001-980-581 9139 TR GRP HLTH	3,522,900	3,522,900	3,593,358	3,665,225	3,738,530	3,813,301	3,889,567
001-980-581 9151 TR TO ST	0	0	1,520,758	1,043,489	1,044,358	1,045,246	1,046,150
001-980-581 9170 TR TRANSIT FUND	372,965	217,904	466,223	576,018	569,152	561,976	554,516
001-980-581 9174 TR BLDG SVCS WAIVERS	49,007	49,007	34,250	34,935	35,634	36,347	37,074
001-980-581 9178 TR ROAD IMPACT WAIVERS	13,530	13,530	13,530	13,530	0	0	0
	8,065,552	11,436,411	11,083,880	7,766,679	7,848,603	7,450,554	7,736,427
<b>991 Reserves Expenditures</b>							
001-991-999 9300 RSRV CONTINGENCIES	4,046,446	3,428,180	4,378,599	4,266,507	4,397,915	4,396,156	5,168,246
001-991-999 9311 RSRV CBF PRINCIPAL '15B	30,000	30,000	0	0	0	0	0
001-991-999 9328 RSRV TERM PAY SHERIFF	250,000	250,000	250,000	100,000	100,000	100,000	100,000
001-991-999 9381 RSRV OPEB	380,000	380,000	400,000	420,000	440,000	460,000	480,000
001-991-999 9383 RSRV FOR EC DEV INCENTIVES	300,000	300,000	300,000	300,000	300,000	300,000	300,000
	5,006,446	4,388,180	5,328,599	5,086,507	5,237,915	5,256,156	6,048,246
<b>996 Reserves Expenditures</b>							
001-996-999 9301 RSRV CASH BAL FWD	13,490,848	13,490,848	14,595,329	14,221,689	14,659,717	14,653,853	14,511,711
	13,490,848	13,490,848	14,595,329	14,221,689	14,659,717	14,653,853	14,511,711
<b>Fund Total Revenue:</b>	<b>99,426,194</b>	<b>103,941,053</b>	<b>107,495,903</b>	<b>104,642,616</b>	<b>107,861,308</b>	<b>107,865,639</b>	<b>108,681,315</b>
<b>Fund Total Expenditure:</b>	<b>99,426,194</b>	<b>103,941,053</b>	<b>107,495,903</b>	<b>104,642,616</b>	<b>107,861,308</b>	<b>107,865,639</b>	<b>108,681,315</b>
<b>Balance:</b>	<b>0</b>	<b>0</b>	<b>0</b>	<b>0</b>	<b>0</b>	<b>0</b>	<b>0</b>

**103 COUNTY TRAN TRUST FUND**

**000 - Revenues**

103-000-000 312310 COUNTY NINTH-CENT VOTED I	791,303	791,303	828,643	841,073	853,689	866,494	879,491
103-000-000 312410 LOCAL OPTION FUEL TAX	3,943,554	3,943,554	4,234,194	4,297,707	4,362,173	4,427,605	4,494,020
103-000-000 329940 DRIVEWAY PERMIT FEES	990	990	918	936	955	974	993
103-000-000 335490 MOTOR FUEL USE TAX	4,564	4,564	3,351	3,418	3,487	3,557	3,628
103-000-000 335491 FUEL TAX REFUND	28,537	28,537	20,026	20,427	20,835	21,252	21,677
103-000-000 335492 CONST GAS TAX/20% PORTIOI	301,105	301,105	319,597	324,391	329,257	334,196	339,209
103-000-000 335493 COUNTY FUEL/7TH CENT	663,577	663,577	708,865	719,499	730,292	741,246	752,365
103-000-000 344910 TRAFFIC SIGNAL MAINTENANC	43,395	43,395	44,263	45,148	46,051	46,972	47,912
103-000-000 344911 VILLAGES TRAFFIC COUNT RE	0	0	10	10	11	11	11
103-000-000 344912 FDOT/I-75/CR673 ROW MAINT	3,446	3,446	3,446	3,446	3,446	3,446	3,446
103-000-000 344920 CHARGES FOR SERVICES	9,225	9,225	2,694	2,747	2,803	2,859	2,916
103-000-000 361100 INTEREST EARNINGS	100	100	30	30	31	31	32
103-000-000 361111 INTEREST FL SAFE 6M TERM	0	0	373	381	388	396	404
103-000-000 361150 SBA INTEREST	3,000	3,000	1,712	1,746	1,781	1,816	1,853
103-000-000 361300 NET CHANGE IN INVESTMENT	8,000	8,000	10	10	10	10	10
103-000-000 361310 FLGIT NET CHG INVESTMENT I	16,000	16,000	11,400	11,628	11,861	12,098	12,341
103-000-000 361320 FIT NET CHG INVESTMENT FAI	100	100	95	97	99	101	103
103-000-000 361330 FL SAFE NET CHG INVESTMEN	20	20	210	214	219	223	227

**Department Fund Line Item Detail Proforma**

Sumter County

Fiscal Year 2016

	FY 2015 Adopted	FY 2015 Amended	FY 2016 Budget	FY 2017 Budget	FY 2018 Budget	FY 2019 Budget	FY 2020 Budget
<b>103 COUNTY TRAN TRUST FUND</b>							
103-000-000 364410 SALE SURPLUS FURN & EQUIP	10	10	10	10	11	11	11
103-000-000 369900 OTHER MISC REVENUE	10	10	10	10	10	10	10
103-000-000 381001 TRANSFER FROM GENERAL FI	600,000	649,913	100,000	100,000	100,000	100,000	100,000
103-000-000 400000 BUDGETED CASH BALANCE FC	4,311,497	3,940,622	1,216,802	1,204,758	1,242,374	1,193,551	1,264,024
	<u>10,728,433</u>	<u>10,407,471</u>	<u>7,496,659</u>	<u>7,577,686</u>	<u>7,709,783</u>	<u>7,756,859</u>	<u>7,924,683</u>
<b>340 Operations Expenditures</b>							
103-340-541 1200 REGULAR SALARIES AND WAGE	1,559,643	1,609,556	1,663,721	1,687,263	1,711,207	1,735,556	1,760,322
103-340-541 1201 CLASS C PER/DIEM	439	439	517	528	539	550	561
103-340-541 1400 OVERTIME	18,750	18,750	27,500	28,050	28,611	29,183	29,767
103-340-541 1800 PTO SELL-BACK	30,103	30,103	24,651	25,144	25,647	26,160	26,683
103-340-541 2100 FICA TAXES	122,014	122,014	129,576	131,181	132,763	134,377	136,017
103-340-541 2200 RETIREMENT CONTRIBUTIONS	170,627	170,627	189,180	191,947	194,754	197,614	200,521
103-340-541 2202 RETIREMENT CONTRIBUTIONS/B	11,725	11,725	12,311	10,781	11,320	0	0
103-340-541 2300 LIFE AND HEALTH INSURANCE	324,072	324,072	326,112	348,955	373,380	399,499	427,462
103-340-541 2400 WORKERS' COMPENSATION	86,119	86,119	89,286	97,634	106,751	116,761	127,157
103-340-541 2500 UNEMPLOYMENT COMPENSATIC	1,000	1,000	1,020	1,040	1,061	1,082	1,104
103-340-541 3100 PROFESSIONAL SERVICES	355,084	447,284	481,000	409,920	515,018	375,318	385,823
103-340-541 3400 OTHER SERVICES	766,399	938,926	625,126	573,174	584,779	610,065	615,901
103-340-541 3414 VILLAGES CDD ROAD MAINTENA	462,931	470,731	470,639	480,052	489,653	499,446	509,435
103-340-541 4000 TRAVEL AND PER DIEM	16,634	16,634	4,500	4,590	4,682	4,775	4,871
103-340-541 4300 UTILITIES	33,525	33,525	34,391	35,079	35,781	36,496	37,227
103-340-541 4400 RENTALS AND LEASES	20,273	20,273	25,300	25,806	26,321	26,848	27,385
103-340-541 4600 REPAIR & MAINT SERVICE	221,553	219,754	345,505	298,240	214,384	356,150	357,049
103-340-541 4631 ROAD STRIPING	250,000	150,000	250,000	255,000	260,100	265,302	270,608
103-340-541 4700 PRINTING AND BINDING	300	300	350	352	354	356	363
103-340-541 4900 OTHER CURRENT CHARGES	565	1,765	530	865	325	415	865
103-340-541 5200 OPERATING SUPPLIES	18,404	19,945	33,106	30,182	28,933	31,290	29,977
103-340-541 5220 GAS & OIL	215,000	215,000	207,889	212,047	216,288	220,614	225,026
103-340-541 5300 ROAD MATERIALS & SUPPLIES	73,281	73,281	65,000	66,300	67,626	68,979	70,359
103-340-541 5400 BOOKS, SUBSCRIPT, DUES	745	3,713	3,321	3,387	3,454	3,523	3,593
103-340-541 5500 TRAINING	11,044	9,744	20,070	20,471	20,880	21,298	21,724
103-340-541 6101 PURCHASE RIGHT OF WAYS	0	390	0	0	0	0	0
103-340-541 6400 MACH & EQPT >= \$5,000	226,000	226,000	79,000	197,000	255,500	99,000	381,000
103-340-541 6450 MACH & EQPT \$1,000 - \$4,999	3,000	3,000	11,500	12,000	0	8,000	8,160
103-340-541 6528 CR747 FR C48 S 1200 FT	40,000	40,000	0	0	0	0	0
103-340-541 6598 UNPAVED TO PAVED ROAD PRO	500,000	500,000	0	0	0	0	0
103-340-541 6599 CAPITAL ROAD RESURFACING P	3,755,074	3,384,199	0	0	0	0	0
	<u>9,294,304</u>	<u>9,148,869</u>	<u>5,121,101</u>	<u>5,146,988</u>	<u>5,310,111</u>	<u>5,268,657</u>	<u>5,658,960</u>
<b>980 Transfers Expenditures</b>							
103-980-581 9166 TR SECONDARY TRST	0	41,800	1,170,801	1,188,323	1,206,118	1,224,174	1,039,422
	<u>0</u>	<u>41,800</u>	<u>1,170,801</u>	<u>1,188,323</u>	<u>1,206,118</u>	<u>1,224,174</u>	<u>1,039,422</u>
<b>991 Reserves Expenditures</b>							
103-991-999 9300 RSRV CONTINGENCIES	478,043	260,716	352,178	385,504	309,512	386,920	284,153
	<u>478,043</u>	<u>260,716</u>	<u>352,178</u>	<u>385,504</u>	<u>309,512</u>	<u>386,920</u>	<u>284,153</u>
<b>996 Reserves Expenditures</b>							
103-996-999 9301 RSRV CASH BAL FWD	956,086	956,086	852,579	856,871	884,042	877,108	942,148
	<u>956,086</u>	<u>956,086</u>	<u>852,579</u>	<u>856,871</u>	<u>884,042</u>	<u>877,108</u>	<u>942,148</u>
<b>Fund Total Revenue:</b>	<b>10,728,433</b>	<b>10,407,471</b>	<b>7,496,659</b>	<b>7,577,686</b>	<b>7,709,783</b>	<b>7,756,859</b>	<b>7,924,683</b>
<b>Fund Total Expenditure:</b>	<b>10,728,433</b>	<b>10,407,471</b>	<b>7,496,659</b>	<b>7,577,686</b>	<b>7,709,783</b>	<b>7,756,859</b>	<b>7,924,683</b>
<b>Balance:</b>	<b>0</b>	<b>0</b>	<b>0</b>	<b>0</b>	<b>0</b>	<b>0</b>	<b>0</b>

**Department Fund Line Item Detail Proforma**

Sumter County

Fiscal Year 2016

FY 2015 Adopted	FY 2015 Amended	FY 2016 Budget	FY 2017 Budget	FY 2018 Budget	FY 2019 Budget	FY 2020 Budget
--------------------	--------------------	-------------------	-------------------	-------------------	-------------------	-------------------

**106 SECONDARY TRUST FUND**

**000 - Revenues**

106-000-000 334474 FDOT CIGP S BUENA VISTA RE	0	0	375,000	0	0	0	0
106-000-000 334475 FDOT CIGP C575 SAFETY IMPF	0	0	100,000	0	526,000	0	0
106-000-000 334476 FDOT CIGP C475N SAFETY IMF	0	0	100,000	0	622,000	0	0
106-000-000 334477 TRAFFIC MANAGEMENT SYSTEI	100,000	100,000	170,000	400,000	400,000	0	0
106-000-000 334478 FDOT C-476 SAFETY IMPR US3	47,000	47,000	250,000	0	0	0	0
106-000-000 334479 FDOT C-48 SAFETY IMPR CR61	450,000	539,901	0	2,704,763	0	0	0
106-000-000 334481 C-478 fr US 301 to SR 471	0	0	375,000	0	0	0	0
106-000-000 334482 CR673 FR CR674 W TO I75 SCF	0	0	0	2,032,000	0	0	0
106-000-000 334483 C468 TURNPIKE WEST TO CR5	3,800,000	3,800,000	0	0	0	0	0
106-000-000 334485 C-466 FROM US 301 TO CR 209	0	0	967,742	645,161	0	0	0
106-000-000 334487 C-475 fm C-470 to CR 542	0	0	400,000	2,863,000	0	0	0
106-000-000 335494 CONST GAS TAX/80% PORTIOI	1,204,420	1,204,420	1,278,389	1,303,957	1,330,036	1,356,637	1,383,770
106-000-000 381001 TRANSFER FROM GENERAL FI	0	0	1,520,758	1,043,489	1,044,358	1,045,246	1,046,150
106-000-000 381103 TRANSFER FROM CTTF	0	41,800	1,170,801	1,188,323	1,206,118	1,224,174	1,039,422
106-000-000 400000 BUDGETED CASH BALANCE FC	0	1,351,411	0	0	0	0	0
	<b>5,601,420</b>	<b>7,084,532</b>	<b>6,707,690</b>	<b>12,180,693</b>	<b>5,128,512</b>	<b>3,626,057</b>	<b>3,469,342</b>

**340 Operations Expenditures**

106-340-541 6531 C-48 SAFETY IMPR CR616 TO CIT	450,000	539,901	50,000	3,100,000	0	0	0
106-340-541 6532 C-476 SAFETY IMPR US 301 TO H	47,000	47,000	250,000	0	0	0	0
106-340-541 6536 C-468 TURNPIKE WEST TO CR 50	3,800,000	3,800,000	0	0	0	0	0
106-340-541 6542 CR 101 IMPROVEMENTS FR PARI	0	0	60,000	550,000	0	0	0
106-340-541 6544 WADE INDUSTRIAL PARK PHASE	0	0	208,000	117,000	2,000,000	800,000	0
106-340-541 6547 C475N SAFETY IMPR B/W SR44 &	0	0	100,000	0	622,000	0	0
106-340-541 6548 C575 SAFETY IMPR N OF C476 TC	0	0	100,000	0	526,000	0	0
106-340-541 6549 CR219 B/W SR44 & CR238	0	0	70,000	700,000	0	0	0
106-340-541 6598 UNPAVED TO PAVED ROAD PRO	0	0	0	0	175,726	289,144	0
106-340-541 6599 CAPITAL ROAD RESURFACING P	1,204,420	2,555,831	2,631,948	1,773,532	1,404,786	2,536,913	3,469,342
106-340-541 6101 PURCHASE RIGHT OF WAYS	0	41,800	0	0	0	0	0
106-340-541 6331 TRAFFIC MANAGEMENT SYSTEM	100,000	100,000	170,000	400,000	400,000	0	0
106-340-541 6333 S BUENA VISTA BLVD RESURFAC	0	0	750,000	0	0	0	0
106-340-541 6334 CR 747 WIDENING PROJECT	0	0	200,000	0	0	0	0
106-340-541 6518 C-475 FROM C-470 TO CR 542	0	0	400,000	2,863,000	0	0	0
106-340-541 6519 CR673 FR CR674 W TO I75 SCRAI	0	0	0	2,032,000	0	0	0
106-340-541 6523 C-466 FROM CR 209 to US 301	0	0	967,742	645,161	0	0	0
106-340-541 6529 C-478 fr US 301 to SR 471	0	0	750,000	0	0	0	0
	<b>5,601,420</b>	<b>7,084,532</b>	<b>6,707,690</b>	<b>12,180,693</b>	<b>5,128,512</b>	<b>3,626,057</b>	<b>3,469,342</b>

<b>Fund Total Revenue:</b>	<b>5,601,420</b>	<b>7,084,532</b>	<b>6,707,690</b>	<b>12,180,693</b>	<b>5,128,512</b>	<b>3,626,057</b>	<b>3,469,342</b>
<b>Fund Total Expenditure:</b>	<b>5,601,420</b>	<b>7,084,532</b>	<b>6,707,690</b>	<b>12,180,693</b>	<b>5,128,512</b>	<b>3,626,057</b>	<b>3,469,342</b>
<b>Balance:</b>	<b>0</b>	<b>0</b>	<b>0</b>	<b>0</b>	<b>0</b>	<b>0</b>	<b>0</b>

**110 LAW ENFORCEMENT TRUST FUND**

**000 - Revenues**

110-000-000 359000 FORFEITS	1,439	1,439	1,454	1,468	1,483	1,498	1,528
110-000-000 361100 INTEREST EARNINGS	10	10	10	10	11	11	11
110-000-000 361150 SBA INTEREST	10	10	10	10	10	10	10
110-000-000 361300 NET CHANGE IN INVESTMENT	10	10	10	10	10	10	10
110-000-000 361310 FLGIT NET CHG INVESTMENT I	10	10	10	10	10	10	10
110-000-000 400000 BUDGETED CASH BALANCE FC	111,958	109,044	113,407	114,901	116,409	117,932	120,291
	<b>113,437</b>	<b>110,523</b>	<b>114,901</b>	<b>116,409</b>	<b>117,933</b>	<b>119,471</b>	<b>121,860</b>

**Department Fund Line Item Detail Proforma**

Sumter County

Fiscal Year 2016

**110 LAW ENFORCEMENT TRUST FUND**

**991 Reserves Expenditures**

	FY 2015 Adopted	FY 2015 Amended	FY 2016 Budget	FY 2017 Budget	FY 2018 Budget	FY 2019 Budget	FY 2020 Budget
110-991-999 9300 RSRV CONTINGENCIES	113,437	110,523	114,901	116,409	117,933	119,471	121,860
	113,437	110,523	114,901	116,409	117,933	119,471	121,860
<b>Fund Total Revenue:</b>	<b>113,437</b>	<b>110,523</b>	<b>114,901</b>	<b>116,409</b>	<b>117,933</b>	<b>119,471</b>	<b>121,860</b>
<b>Fund Total Expenditure:</b>	<b>113,437</b>	<b>110,523</b>	<b>114,901</b>	<b>116,409</b>	<b>117,933</b>	<b>119,471</b>	<b>121,860</b>
<b>Balance:</b>	<b>0</b>	<b>0</b>	<b>0</b>	<b>0</b>	<b>0</b>	<b>0</b>	<b>0</b>

**111 TOURIST DEVELOPMENT FUND**

**000 - Revenues**

111-000-000 312110 TOURIST DEVELOPMENT TAX	526,255	526,255	547,305	569,197	586,273	603,861	621,977
111-000-000 361150 SBA INTEREST	546	1,914	1,848	2,218	2,883	3,748	4,872
111-000-000 400000 BUDGETED CASH BALANCE FC	0	132,516	0	247,753	589,367	948,723	1,326,532
	526,801	660,685	549,153	819,168	1,178,523	1,556,332	1,953,381

**121 Tourism Expenditures**

111-121-552 4800 PROMOTIONAL ACTIVITIES	23,500	23,500	49,000	49,000	49,000	49,000	49,000
111-121-552 8105 MUNICIPALITIES FESTIVALS	9,885	9,885	8,700	10,000	10,000	10,000	10,000
111-121-552 8207 DADE BATTLEFIELD REENACTME	8,000	8,000	6,000	8,000	8,000	8,000	8,000
111-121-552 8211 BEEF AND BOOGIE EVENT GRAN	7,500	7,500	0	0	0	0	0
111-121-552 8214 THE VILLAGES ENTERTAINMENT	60,000	60,000	60,000	65,000	65,000	65,000	65,000
111-121-552 8217 FISHING TOURNAMENTS	89,800	89,800	89,800	89,800	89,800	89,800	89,800
	198,685	198,685	213,500	221,800	221,800	221,800	221,800

**980 Transfers Expenditures**

111-980-581 9131 WAYFINDING SIGNS	70,000	70,000	0	0	0	0	0
111-980-581 9132 COW PALACE RENOVATION	0	342,000	0	0	0	0	0
111-980-581 9146 LAKE MIONA AQUATIC AND AME!	50,000	50,000	0	0	0	0	0
111-980-581 9148 LAKE OKAHUMPKA PARK TR TO	0	0	58,000	0	0	0	0
111-980-581 9149 LAKE MIONA PARK TR TO GF	0	0	25,000	0	0	0	0
	120,000	462,000	83,000	0	0	0	0

**991 Reserves Expenditures**

111-991-999 9303 RSRV FUTURE PROJECTS	208,116	0	252,653	597,368	956,723	1,334,532	1,731,581
	208,116	0	252,653	597,368	956,723	1,334,532	1,731,581
<b>Fund Total Revenue:</b>	<b>526,801</b>	<b>660,685</b>	<b>549,153</b>	<b>819,168</b>	<b>1,178,523</b>	<b>1,556,332</b>	<b>1,953,381</b>
<b>Fund Total Expenditure:</b>	<b>526,801</b>	<b>660,685</b>	<b>549,153</b>	<b>819,168</b>	<b>1,178,523</b>	<b>1,556,332</b>	<b>1,953,381</b>
<b>Balance:</b>	<b>0</b>	<b>0</b>	<b>0</b>	<b>0</b>	<b>0</b>	<b>0</b>	<b>0</b>

**113 ANTI-DRUG ABUSE FUND**

**000 - Revenues**

113-000-000 331230 DRUG TASK FORCE GRANT	0	46,176	0	0	0	0	0
113-000-000 361100 INTEREST EARNINGS	10	10	10	10	10	10	10
113-000-000 361150 SBA INTEREST	10	10	10	10	10	10	10
113-000-000 361310 FLGIT NET CHG INVESTMENT I	10	10	10	10	10	10	10
113-000-000 361330 FL SAFE NET CHG INVESTMEN	10	10	10	10	10	10	10
113-000-000 400000 BUDGETED CASH BALANCE FC	1,949	1,966	1,989	2,029	2,069	2,109	2,151
	1,989	48,182	2,029	2,069	2,109	2,149	2,192

**313 Anti-Drug Abuse Fund Expenditures**

113-313-581 9119 TR TO SHERIFF	0	46,176	0	0	0	0	0
--------------------------------	---	--------	---	---	---	---	---



**Department Fund Line Item Detail Proforma**

Sumter County

Fiscal Year 2016

	FY 2015 Adopted	FY 2015 Amended	FY 2016 Budget	FY 2017 Budget	FY 2018 Budget	FY 2019 Budget	FY 2020 Budget
<b>113 ANTI-DRUG ABUSE FUND</b>							
	0	46,176	0	0	0	0	0
<b>991 Reserves Expenditures</b>							
113-991-999 9300 RSRV CONTINGENCIES	1,989	2,006	2,029	2,069	2,109	2,149	2,192
	1,989	2,006	2,029	2,069	2,109	2,149	2,192
<b>Fund Total Revenue:</b>	<b>1,989</b>	<b>48,182</b>	<b>2,029</b>	<b>2,069</b>	<b>2,109</b>	<b>2,149</b>	<b>2,192</b>
<b>Fund Total Expenditure:</b>	<b>1,989</b>	<b>48,182</b>	<b>2,029</b>	<b>2,069</b>	<b>2,109</b>	<b>2,149</b>	<b>2,192</b>
<b>Balance:</b>	<b>0</b>	<b>0</b>	<b>0</b>	<b>0</b>	<b>0</b>	<b>0</b>	<b>0</b>

**114 EMERGENCY TELEPHONE SYSTEM**

**000 - Revenues**

114-000-000 335220 911 LOCAL ASSESSMENT - RE	218,516	218,516	187,138	190,881	194,699	198,593	202,564
114-000-000 335221 911 - WIRELESS	174,568	174,568	181,347	184,974	188,676	192,448	196,296
114-000-000 361150 SBA INTEREST	850	850	1,200	1,200	1,200	1,200	1,200
114-000-000 400000 BUDGETED CASH BALANCE FC	533,537	595,184	321,453	214,528	130,382	51,630	2,616
	927,471	989,118	691,138	591,583	514,957	443,871	402,676

**155 E-911 System Expenditures**

114-155-525 3400 OTHER SERVICES	32,000	32,000	32,000	32,000	32,000	32,000	32,000
114-155-525 3413 CONTRACT SVCS-WW 911 CALLT	23,746	0	0	0	0	0	0
114-155-525 4000 TRAVEL AND PER DIEM	6,000	6,000	6,000	6,000	6,000	6,000	6,000
114-155-525 4100 COMMUNICATION SERVICES	135,000	135,000	175,000	160,000	160,000	160,000	160,000
114-155-525 4200 POSTAGE	400	650	300	300	300	300	300
114-155-525 4600 REPAIR & MAINT SERVICE	70,000	69,750	70,000	70,000	70,000	70,000	70,000
114-155-525 5100 OFFICE SUPPLIES	550	550	300	300	300	300	300
114-155-525 5200 OPERATING SUPPLIES	5,000	5,000	5,000	5,000	5,000	5,000	5,000
114-155-525 5400 BOOKS, SUBSCRIPT, DUES	500	500	1,000	1,000	1,000	1,000	1,000
114-155-525 5500 TRAINING	5,000	5,000	5,000	5,000	5,000	5,000	5,000
114-155-525 6400 MACH & EQPT >= \$5,000	60,000	263,556	0	0	0	0	0
114-155-525 6450 MACH & EQPT \$1,000 - \$4,999	25,000	25,000	5,000	5,000	5,000	0	0
	363,196	543,006	299,600	284,600	284,600	279,600	279,600

**310 Sheriff Expenditures**

114-310-581 9119 TR TO SHERIFF	77,479	77,479	79,283	80,631	82,002	83,396	84,814
	77,479	77,479	79,283	80,631	82,002	83,396	84,814

**312 Sheriff - Bushnell Law Enf. Services Expenditures**

114-312-581 9119 TR TO SHERIFF	53,035	53,035	0	0	0	0	0
	53,035	53,035	0	0	0	0	0

**980 Transfers Expenditures**

114-980-581 9101 TR GENERAL FUND	0	29,190	29,628	30,073	30,524	30,982	31,446
	0	29,190	29,628	30,073	30,524	30,982	31,446

**991 Reserves Expenditures**

114-991-999 9333 RSRV EQUIPMENT	413,761	266,408	214,528	130,382	51,630	2,616	0
	413,761	266,408	214,528	130,382	51,630	2,616	0

**996 Reserves Expenditures**

114-996-999 9301 RSRV CASH BAL FWD	20,000	20,000	68,099	65,897	66,201	47,277	6,816
	20,000	20,000	68,099	65,897	66,201	47,277	6,816

**Department Fund Line Item Detail Proforma**

Sumter County

Fiscal Year 2016

	FY 2015 Adopted	FY 2015 Amended	FY 2016 Budget	FY 2017 Budget	FY 2018 Budget	FY 2019 Budget	FY 2020 Budget
<b>Fund Total Revenue:</b>	<b>927,471</b>	<b>989,118</b>	<b>691,138</b>	<b>591,583</b>	<b>514,957</b>	<b>443,871</b>	<b>402,676</b>
<b>Fund Total Expenditure:</b>	<b>927,471</b>	<b>989,118</b>	<b>691,138</b>	<b>591,583</b>	<b>514,957</b>	<b>443,871</b>	<b>402,676</b>
<b>Balance:</b>	<b>0</b>	<b>0</b>	<b>0</b>	<b>0</b>	<b>0</b>	<b>0</b>	<b>0</b>

**115 SHIP PROGRAM 14/15**

**000 - Revenues**

115-000-000 335500 S.H.I.P. PROGRAM FUNDS	0	30,973	0	0	0	0	0
115-000-000 361100 INTEREST EARNINGS	200	200	0	0	0	0	0
115-000-000 361150 SBA INTEREST	200	500	0	0	0	0	0
115-000-000 369950 S.H.I.P. MORTGAGE PAYMENT	45,000	76,548	0	0	0	0	0
115-000-000 400000 BUDGETED CASH BALANCE FC	5,000	495,668	5,000	0	0	0	0
	<b>50,400</b>	<b>603,889</b>	<b>5,000</b>	<b>0</b>	<b>0</b>	<b>0</b>	<b>0</b>

**552 SHIP Program Expenditures**

115-552-554 3400 OTHER SERVICES	500	300	0	0	0	0	0
115-552-554 3405 CONTRACTUAL SERVICES-PROC	1,000	0	400	0	0	0	0
115-552-554 3410 HOUSING REHABILITATION	0	25,844	0	0	0	0	0
115-552-554 3420 EMERGENCY REPAIR	47,200	56,925	4,050	0	0	0	0
115-552-554 3446 HOUSING REPLACEMENT	0	444,483	0	0	0	0	0
115-552-554 4000 TRAVEL AND PER DIEM	0	380	0	0	0	0	0
115-552-554 4920 LOAN DOWNPAYMENT AND CLO:	0	72,256	0	0	0	0	0
115-552-554 4940 RECORDING FEES-ADMIN	200	120	50	0	0	0	0
115-552-554 4945 RECORDING FEES-PROGRAM	1,500	3,463	500	0	0	0	0
115-552-554 5400 BOOKS, SUBSCRIPT, DUES	0	118	0	0	0	0	0
	<b>50,400</b>	<b>603,889</b>	<b>5,000</b>	<b>0</b>	<b>0</b>	<b>0</b>	<b>0</b>

<b>Fund Total Revenue:</b>	<b>50,400</b>	<b>603,889</b>	<b>5,000</b>	<b>0</b>	<b>0</b>	<b>0</b>	<b>0</b>
<b>Fund Total Expenditure:</b>	<b>50,400</b>	<b>603,889</b>	<b>5,000</b>	<b>0</b>	<b>0</b>	<b>0</b>	<b>0</b>
<b>Balance:</b>	<b>0</b>	<b>0</b>	<b>0</b>	<b>0</b>	<b>0</b>	<b>0</b>	<b>0</b>

**116 TRANSIT FUND**

**000 - Revenues**

116-000-000 331490 SECTION 5311 - OPERATING	262,061	262,061	264,227	269,512	274,902	280,400	286,008
116-000-000 331492 SECTION 5316 GRANT REVENU	87,544	87,544	87,544	0	0	0	0
116-000-000 334490 TRAN DISAV TRIP/EQPT GRAN	281,220	281,220	276,218	281,742	287,377	293,125	298,988
116-000-000 344921 MEDICAID PASSENGER	61,439	61,439	0	0	0	0	0
116-000-000 344923 TITLE III PASSENGER	39,000	39,000	33,858	34,535	35,226	35,931	36,649
116-000-000 344970 SPECIAL TRANSPORT	4,800	4,800	4,800	4,800	4,800	4,800	4,800
116-000-000 361100 INTEREST EARNINGS	15	15	15	15	15	15	15
116-000-000 362150 RIDE RIGHT VEHICLE LEASE	23	23	23	23	23	23	23
116-000-000 381102 TRANSFER FROM GENERAL FI	372,965	217,904	466,223	576,018	569,152	561,976	554,516
116-000-000 400000 BUDGETED CASH BALANCE FC	81,769	250,264	56,977	54,117	51,400	48,819	46,367
	<b>1,190,836</b>	<b>1,204,270</b>	<b>1,189,885</b>	<b>1,220,762</b>	<b>1,222,895</b>	<b>1,225,089</b>	<b>1,227,366</b>

**490 Transit Expenditures**

116-490-549 1200 REGULAR SALARIES AND WAGE	30,922	30,922	33,149	33,713	34,286	34,869	35,462
116-490-549 1201 CLASS C PER/DIEM	66	66	66	67	68	69	70
116-490-549 1400 OVERTIME	598	598	318	325	332	339	346
116-490-549 1800 PTO SELL-BACK	1,795	1,821	1,266	1,291	1,317	1,343	1,370
116-490-549 2100 FICA TAXES	2,500	2,500	2,670	2,713	2,757	2,801	2,850
116-490-549 2200 RETIREMENT CONTRIBUTIONS	2,407	2,407	2,535	2,576	2,617	2,659	2,706
116-490-549 2300 LIFE AND HEALTH INSURANCE	5,808	5,808	5,808	6,215	6,650	7,115	7,613

**Department Fund Line Item Detail Proforma**

Sumter County

Fiscal Year 2016

	FY 2015 Adopted	FY 2015 Amended	FY 2016 Budget	FY 2017 Budget	FY 2018 Budget	FY 2019 Budget	FY 2020 Budget
<b>116 TRANSIT FUND</b>							
116-490-549 2400 WORKERS' COMPENSATION	56	56	53	58	63	69	75
116-490-549 3400 OTHER SERVICES	1,090,000	1,090,000	1,120,000	1,120,000	1,120,000	1,120,000	1,120,000
116-490-549 4000 TRAVEL AND PER DIEM	1,632	1,632	2,238	869	886	904	922
116-490-549 4500 INSURANCE	10,000	10,000	9,800	9,996	10,196	10,400	10,608
116-490-549 4600 REPAIR & MAINT SERVICE	536	536	783	798	814	830	846
116-490-549 4800 PROMOTIONAL ACTIVITIES	3,090	3,090	0	0	0	0	0
116-490-549 4911 LEGAL ADVERTISING	120	94	0	120	122	124	127
116-490-549 5100 OFFICE SUPPLIES	300	300	200	204	208	212	216
116-490-549 5200 OPERATING SUPPLIES	5,841	5,841	2,358	5,805	5,853	5,902	5,952
116-490-549 5220 GAS & OIL	6,258	6,258	5,475	5,586	5,699	5,813	5,930
116-490-549 5400 BOOKS, SUBSCRIPT, DUES	1,375	1,375	1,366	1,386	1,406	1,427	1,456
116-490-549 5500 TRAINING	1,000	1,000	1,800	800	816	832	849
116-490-549 6403 EQPT-SECTION 5310 05/06	26,532	39,966	0	28,240	28,805	29,381	29,969
	1,190,836	1,204,270	1,189,885	1,220,762	1,222,895	1,225,089	1,227,366
<b>Fund Total Revenue:</b>	<b>1,190,836</b>	<b>1,204,270</b>	<b>1,189,885</b>	<b>1,220,762</b>	<b>1,222,895</b>	<b>1,225,089</b>	<b>1,227,366</b>
<b>Fund Total Expenditure:</b>	<b>1,190,836</b>	<b>1,204,270</b>	<b>1,189,885</b>	<b>1,220,762</b>	<b>1,222,895</b>	<b>1,225,089</b>	<b>1,227,366</b>
<b>Balance:</b>	<b>0</b>	<b>0</b>	<b>0</b>	<b>0</b>	<b>0</b>	<b>0</b>	<b>0</b>

**117 POLICE EDUCATION FUND**

**000 - Revenues**

117-000-000 348530 COURT COSTS - TRAFFIC	21,494	21,494	19,924	20,124	20,325	20,529	20,939
117-000-000 361100 INTEREST EARNINGS	10	10	10	10	10	10	10
117-000-000 361150 SBA INTEREST	10	10	10	10	10	10	10
117-000-000 361310 FLGIT NET CHG INVESTMENT I	10	10	10	10	10	10	10
117-000-000 361330 FL SAFE NET CHG INVESTMEN	10	10	10	10	10	10	10
117-000-000 400000 BUDGETED CASH BALANCE FC	110,672	112,209	132,206	153,954	175,920	198,105	202,067
	132,206	133,743	152,170	174,118	196,285	218,674	223,047

**991 Reserves Expenditures**

117-991-999 9300 RSRV CONTINGENCIES	132,206	133,743	152,170	174,118	196,285	218,674	223,047
	132,206	133,743	152,170	174,118	196,285	218,674	223,047
<b>Fund Total Revenue:</b>	<b>132,206</b>	<b>133,743</b>	<b>152,170</b>	<b>174,118</b>	<b>196,285</b>	<b>218,674</b>	<b>223,047</b>
<b>Fund Total Expenditure:</b>	<b>132,206</b>	<b>133,743</b>	<b>152,170</b>	<b>174,118</b>	<b>196,285</b>	<b>218,674</b>	<b>223,047</b>
<b>Balance:</b>	<b>0</b>	<b>0</b>	<b>0</b>	<b>0</b>	<b>0</b>	<b>0</b>	<b>0</b>

**118 CRIME PREVENTION FUND**

**000 - Revenues**

118-000-000 351100 COURT COSTS - TRAFFIC	16,968	16,968	17,138	17,309	17,482	17,657	18,010
118-000-000 351200 COURT COSTS - CRIMINAL	6,464	6,464	6,529	6,594	6,660	6,726	6,861
118-000-000 361100 INTEREST EARNINGS	10	10	10	10	11	11	11
118-000-000 361150 SBA INTEREST	10	10	10	10	10	10	10
118-000-000 400000 BUDGETED CASH BALANCE FC	180,668	184,999	204,354	228,277	252,439	276,843	282,380
	204,120	208,451	228,041	252,200	276,602	301,247	307,272

**991 Reserves Expenditures**

118-991-999 9300 RSRV CONTINGENCIES	204,120	208,451	228,041	252,200	276,602	301,247	307,272
	204,120	208,451	228,041	252,200	276,602	301,247	307,272

**Department Fund Line Item Detail Proforma**

Sumter County

Fiscal Year 2016

	FY 2015 Adopted	FY 2015 Amended	FY 2016 Budget	FY 2017 Budget	FY 2018 Budget	FY 2019 Budget	FY 2020 Budget
<b>Fund Total Revenue:</b>	<b>204,120</b>	<b>208,451</b>	<b>228,041</b>	<b>252,200</b>	<b>276,602</b>	<b>301,247</b>	<b>307,272</b>
<b>Fund Total Expenditure:</b>	<b>204,120</b>	<b>208,451</b>	<b>228,041</b>	<b>252,200</b>	<b>276,602</b>	<b>301,247</b>	<b>307,272</b>
<b>Balance:</b>	<b>0</b>	<b>0</b>	<b>0</b>	<b>0</b>	<b>0</b>	<b>0</b>	<b>0</b>

**119 SHIP PROGRAM 2015-16**

**000 - Revenues**

119-000-000 361150 SBA INTEREST	0	100	0	0	0	0	0
119-000-000 369950 S.H.I.P. MORTGAGE PAYMENT	0	16,500	0	0	0	0	0
	0	16,600	0	0	0	0	0

**553 SHIP 2015-16 Revenues**

119-553-554 361100 INTEREST EARNINGS	0	0	200	0	0	0	0
119-553-554 361150 SBA INTEREST	0	0	200	0	0	0	0
119-553-554 369950 S.H.I.P. MORTGAGE PAYMENT	0	0	49,000	0	0	0	0
	0	0	49,400	0	0	0	0

**553 SHIP 2015-16 Expenditures**

119-553-554 3405 CONTRACTUAL SERVICES-PROC	0	2,000	2,000	0	0	0	0
119-553-554 3420 EMERGENCY REPAIR	0	13,000	44,000	0	0	0	0
119-553-554 4000 TRAVEL AND PER DIEM	0	300	500	0	0	0	0
119-553-554 4940 RECORDING FEES-ADMIN	0	50	50	0	0	0	0
119-553-554 4945 RECORDING FEES-PROGRAM	0	1,250	2,850	0	0	0	0
	0	16,600	49,400	0	0	0	0

<b>Fund Total Revenue:</b>	<b>0</b>	<b>16,600</b>	<b>49,400</b>	<b>0</b>	<b>0</b>	<b>0</b>	<b>0</b>
<b>Fund Total Expenditure:</b>	<b>0</b>	<b>16,600</b>	<b>49,400</b>	<b>0</b>	<b>0</b>	<b>0</b>	<b>0</b>
<b>Balance:</b>	<b>0</b>	<b>0</b>	<b>0</b>	<b>0</b>	<b>0</b>	<b>0</b>	<b>0</b>

**121 SHIP PROGRAM 2013-14**

**000 - Revenues**

121-000-000 400000 BUDGETED CASH BALANCE FC	5,000	3,709	0	0	0	0	0
	5,000	3,709	0	0	0	0	0

**556 SHIP Expenditures**

121-556-554 3405 CONTRACTUAL SERVICES-PROC	400	200	0	0	0	0	0
121-556-554 3420 EMERGENCY REPAIR	4,000	3,209	0	0	0	0	0
121-556-554 4945 RECORDING FEES-PROGRAM	600	100	0	0	0	0	0
121-556-554 5200 OPERATING SUPPLIES	0	200	0	0	0	0	0
	5,000	3,709	0	0	0	0	0

<b>Fund Total Revenue:</b>	<b>5,000</b>	<b>3,709</b>	<b>0</b>	<b>0</b>	<b>0</b>	<b>0</b>	<b>0</b>
<b>Fund Total Expenditure:</b>	<b>5,000</b>	<b>3,709</b>	<b>0</b>	<b>0</b>	<b>0</b>	<b>0</b>	<b>0</b>
<b>Balance:</b>	<b>0</b>	<b>0</b>	<b>0</b>	<b>0</b>	<b>0</b>	<b>0</b>	<b>0</b>

**123 BOATING IMPROVEMENT FUND**

**000 - Revenues**

123-000-000 329010 VESSEL REGISTRATION FEES	16,386	16,386	20,523	20,933	21,352	21,780	22,216
123-000-000 361100 INTEREST EARNINGS	10	10	10	10	10	10	10
123-000-000 361150 SBA INTEREST	10	10	10	10	10	10	10
123-000-000 400000 BUDGETED CASH BALANCE FC	52,930	59,440	53,989	55,068	56,170	57,293	58,439

**Department Fund Line Item Detail Proforma**

Sumter County

Fiscal Year 2016

	FY 2015 Adopted	FY 2015 Amended	FY 2016 Budget	FY 2017 Budget	FY 2018 Budget	FY 2019 Budget	FY 2020 Budget
<b>123 BOATING IMPROVEMENT FUND</b>							
<b>999 Reserves Expenditures</b>							
123-991-999 9303 RSRV FUTURE PROJECTS	69,336	75,846	74,532	76,021	77,542	79,093	80,675
	69,336	75,846	74,532	76,021	77,542	79,093	80,675
<b>Fund Total Revenue:</b>	<b>69,336</b>	<b>75,846</b>	<b>74,532</b>	<b>76,021</b>	<b>77,542</b>	<b>79,093</b>	<b>80,675</b>
<b>Fund Total Expenditure:</b>	<b>69,336</b>	<b>75,846</b>	<b>74,532</b>	<b>76,021</b>	<b>77,542</b>	<b>79,093</b>	<b>80,675</b>
<b>Balance:</b>	<b>0</b>	<b>0</b>	<b>0</b>	<b>0</b>	<b>0</b>	<b>0</b>	<b>0</b>

**124 BUILDING SERVICES FUND**

**000 - Revenues**

124-000-000 322000 BUILDING PERMITS	2,117,561	2,117,561	1,645,537	1,680,257	1,155,046	1,218,804	1,243,180
124-000-000 342520 RADON SERVICE CHARGE	46,260	46,260	10,135	10,337	10,544	10,755	10,970
124-000-000 342530 B.C. ADM.& INSP. FEE	46,260	46,260	10,135	10,337	10,544	10,755	10,970
124-000-000 361100 INTEREST EARNINGS	4,256	4,256	4,341	4,428	4,517	4,607	4,699
124-000-000 361120 FEDERATED MONEY MKT INT	4,256	4,256	4,341	4,428	4,517	4,607	4,699
124-000-000 361150 SBA INTEREST	3,284	3,284	3,350	3,417	3,484	3,555	3,626
124-000-000 364410 SALE SURPLUS FURN & EQUIP	7,600	7,600	0	0	0	0	0
124-000-000 367000 CONTRACTOR LICENSING FEE	7,016	7,016	7,156	7,299	7,445	7,594	7,746
124-000-000 381002 TRANSFER FROM GEN FUND-F	49,007	49,007	34,250	34,935	35,634	36,347	37,074
124-000-000 400000 BUDGETED CASH BALANCE FC	6,375,111	5,741,157	5,267,987	5,320,667	5,373,874	5,427,613	5,481,889
	8,660,611	8,026,657	6,987,232	7,076,105	6,605,605	6,724,637	6,804,853

**142 Building Services Department Expenditures**

124-142-524 1200 REGULAR SALARIES AND WAGE	326,861	326,861	395,219	400,075	405,014	410,036	415,144
124-142-524 1800 PTO SELL-BACK	11,200	11,200	6,590	0	0	0	0
124-142-524 2100 FICA TAXES	25,645	25,645	30,874	31,247	31,623	32,008	32,413
124-142-524 2200 RETIREMENT CONTRIBUTIONS	30,847	30,847	44,674	45,140	45,613	46,095	46,594
124-142-524 2300 LIFE AND HEALTH INSURANCE	70,176	70,176	71,016	75,990	81,308	86,997	93,086
124-142-524 2400 WORKERS' COMPENSATION	3,177	3,177	4,870	5,309	5,789	6,312	6,885
124-142-524 3100 PROFESSIONAL SERVICES	24,000	37,601	37,601	0	0	0	0
124-142-524 3400 OTHER SERVICES	2,492,595	2,580,672	2,613,058	1,737,857	1,771,362	1,805,537	1,840,395
124-142-524 4000 TRAVEL AND PER DIEM	9,990	9,990	10,200	10,405	10,613	10,825	11,042
124-142-524 4100 COMMUNICATION SERVICES	13,560	13,560	13,831	14,108	14,389	14,680	14,974
124-142-524 4200 POSTAGE	5,047	5,047	5,148	5,251	5,356	5,463	5,572
124-142-524 4400 RENTALS AND LEASES	6,518	6,518	6,328	6,455	6,585	6,717	6,851
124-142-524 4500 INSURANCE	700	700	895	913	931	950	969
124-142-524 4600 REPAIR & MAINT SERVICE	5,861	17,062	5,978	6,098	6,220	6,344	6,471
124-142-524 4700 PRINTING AND BINDING	1,660	1,660	1,693	1,727	1,762	1,797	1,833
124-142-524 4911 LEGAL ADVERTISING	600	600	612	624	637	649	662
124-142-524 5100 OFFICE SUPPLIES	2,896	2,896	2,954	3,013	3,073	3,135	3,197
124-142-524 5200 OPERATING SUPPLIES	400	5,718	900	918	936	956	976
124-142-524 5210 FOOD	0	0	3,200	3,264	3,329	3,396	3,464
124-142-524 5220 GAS & OIL	4,900	4,900	4,200	4,283	4,369	4,456	4,545
124-142-524 5400 BOOKS, SUBSCRIPT, DUES	3,500	3,500	700	700	3,500	700	714
124-142-524 5500 TRAINING	13,080	13,080	10,095	10,297	10,503	10,713	10,927
124-142-524 6400 MACH & EQPT >= \$5,000	4,101,188	3,351,355	2,175,059	3,150,999	2,718,371	2,766,767	2,779,622
124-142-524 6450 MACH & EQPT \$1,000 - \$4,999	2,318	0	1,500	1,530	1,560	1,591	1,623
124-142-524 8104 AID TO GOVT - WILDWOOD	60,000	60,000	60,000	60,000	60,000	60,000	60,000
	7,216,719	6,582,765	5,507,195	5,576,203	5,192,843	5,286,124	5,347,958

**147 Support Expenditures**

124-147-524 3400 OTHER SERVICES	2,060	2,060	2,101	2,143	2,186	2,230	2,274
---------------------------------	-------	-------	-------	-------	-------	-------	-------

**Department Fund Line Item Detail Proforma**

Sumter County

Fiscal Year 2016

	FY 2015 Adopted	FY 2015 Amended	FY 2016 Budget	FY 2017 Budget	FY 2018 Budget	FY 2019 Budget	FY 2020 Budget
<b>124 BUILDING SERVICES FUND</b>							
124-147-524 4508 INSURANCE-PROPERTY	7,004	7,004	7,144	7,287	7,433	7,581	7,733
	9,064	9,064	9,245	9,430	9,619	9,811	10,007
<b>980 Transfers Expenditures</b>							
124-980-581 9100 TR GF ADMIN SUPPT	69,226	69,226	70,611	72,023	73,463	74,932	76,431
124-980-581 9111 TR GF RENT	66,510	66,510	62,850	64,107	65,390	66,698	68,032
	135,736	135,736	133,461	136,130	138,853	141,630	144,463
<b>991 Reserves Expenditures</b>							
124-991-999 9300 RSRV CONTINGENCIES	433,031	433,031	395,493	400,523	373,892	380,630	385,170
	433,031	433,031	395,493	400,523	373,892	380,630	385,170
<b>996 Reserves Expenditures</b>							
124-996-999 9301 RSRV CASH BAL FWD	866,061	866,061	941,838	953,819	890,398	906,442	917,255
	866,061	866,061	941,838	953,819	890,398	906,442	917,255
<b>Fund Total Revenue:</b>	<b>8,660,611</b>	<b>8,026,657</b>	<b>6,987,232</b>	<b>7,076,105</b>	<b>6,605,605</b>	<b>6,724,637</b>	<b>6,804,853</b>
<b>Fund Total Expenditure:</b>	<b>8,660,611</b>	<b>8,026,657</b>	<b>6,987,232</b>	<b>7,076,105</b>	<b>6,605,605</b>	<b>6,724,637</b>	<b>6,804,853</b>
<b>Balance:</b>	<b>0</b>	<b>0</b>	<b>0</b>	<b>0</b>	<b>0</b>	<b>0</b>	<b>0</b>

**126 ALCOHOL/DRUG ABUSE FUND**

**000 - Revenues**

126-000-000 348530 COURT COSTS - TRAFFIC	2,241	2,241	2,129	2,023	1,922	1,825	1,862
126-000-000 348882 DEPENDENCY DRUG COURT F	10	10	10	10	11	11	11
126-000-000 361100 INTEREST EARNINGS	10	10	10	10	11	11	11
126-000-000 361150 SBA INTEREST	10	10	10	10	11	11	11
126-000-000 400000 BUDGETED CASH BALANCE FC	75,436	78,228	75,207	74,866	74,419	73,870	75,347
	77,707	80,499	77,367	76,920	76,373	75,727	77,242

**255 Adult Drug Court Expenditures**

126-255-622 3400 OTHER SERVICES	2,500	2,500	0	0	0	0	0
	2,500	2,500	0	0	0	0	0

**991 Reserves Expenditures**

126-991-999 9300 RSRV CONTINGENCIES	75,207	77,999	77,367	76,920	76,373	75,727	77,242
	75,207	77,999	77,367	76,920	76,373	75,727	77,242

<b>Fund Total Revenue:</b>	<b>77,707</b>	<b>80,499</b>	<b>77,367</b>	<b>76,920</b>	<b>76,373</b>	<b>75,727</b>	<b>77,242</b>
<b>Fund Total Expenditure:</b>	<b>77,707</b>	<b>80,499</b>	<b>77,367</b>	<b>76,920</b>	<b>76,373</b>	<b>75,727</b>	<b>77,242</b>
<b>Balance:</b>	<b>0</b>	<b>0</b>	<b>0</b>	<b>0</b>	<b>0</b>	<b>0</b>	<b>0</b>

**127 COURT IMPROVEMENT FUND**

**000 - Revenues**

127-000-000 348930 STATE COURT FACILITY SURC	288,362	288,362	333,036	328,041	329,747	331,693	338,326
127-000-000 361100 INTEREST EARNINGS	10	10	10	10	10	10	10
127-000-000 361150 SBA INTEREST	10	10	10	10	10	10	10
127-000-000 361310 FLGIT NET CHG INVESTMENT I	10	10	10	10	10	10	10
127-000-000 361330 FL SAFE NET CHG INVESTMEN	10	10	10	10	10	10	10
127-000-000 400000 BUDGETED CASH BALANCE FC	0	65,734	0	0	0	0	0
	288,402	354,136	333,076	328,081	329,787	331,733	338,367

**103 Judicial Expenditures**

127-103-712 4600 REPAIR & MAINT SERVICE	5,000	5,000	5,000	5,000	5,000	5,000	5,000
127-103-712 5200 OPERATING SUPPLIES	1,800	1,800	1,800	1,800	1,800	1,800	1,800

**Department Fund Line Item Detail Proforma**

Sumter County

Fiscal Year 2016

	FY 2015 Adopted	FY 2015 Amended	FY 2016 Budget	FY 2017 Budget	FY 2018 Budget	FY 2019 Budget	FY 2020 Budget
<b>127 COURT IMPROVEMENT FUND</b>							
127-103-712 6200 BUILDINGS	0	0	326,276	321,281	322,987	324,933	331,567
	6,800	6,800	333,076	328,081	329,787	331,733	338,367
<b>980 Transfers Expenditures</b>							
127-980-581 9135 TR CAPITAL OUTLAY RSRV	281,602	347,336	0	0	0	0	0
	281,602	347,336	0	0	0	0	0
<b>Fund Total Revenue:</b>	<b>288,402</b>	<b>354,136</b>	<b>333,076</b>	<b>328,081</b>	<b>329,787</b>	<b>331,733</b>	<b>338,367</b>
<b>Fund Total Expenditure:</b>	<b>288,402</b>	<b>354,136</b>	<b>333,076</b>	<b>328,081</b>	<b>329,787</b>	<b>331,733</b>	<b>338,367</b>
<b>Balance:</b>	<b>0</b>	<b>0</b>	<b>0</b>	<b>0</b>	<b>0</b>	<b>0</b>	<b>0</b>

**128 COURT LOCAL REQUIREMENTS**

**000 - Revenues**

128-000-000 348921 COURT INNOVATION/LOCAL RI	15,315	15,315	14,034	14,315	14,601	14,892	15,191
128-000-000 348922 LEGAL AID	15,315	15,315	14,034	14,315	14,601	14,892	15,191
128-000-000 348923 LAW LIBRARY	15,315	15,315	14,034	14,315	14,601	14,892	15,191
128-000-000 348924 JUVENILE ALTERNATIVE PROC	15,315	15,315	14,034	14,315	14,601	14,892	15,191
128-000-000 361150 SBA INTEREST	10	10	10	10	10	10	10
128-000-000 361310 FLGIT NET CHG INVESTMENT I	10	10	10	10	10	10	10
128-000-000 361330 FL SAFE NET CHG INVESTMEN	10	10	10	10	10	10	10
128-000-000 381001 TRANSFER FROM GENERAL FI	7,033	7,033	0	0	0	0	0
128-000-000 400000 BUDGETED CASH BALANCE FC	152,151	37,600	42,478	43,327	44,194	45,078	45,979
	220,474	105,923	98,644	100,617	102,628	104,676	106,774

**080 Law Library Expenditures**

128-080-714 5400 BOOKS, SUBSCRIPT, DUES	22,348	22,348	22,796	23,251	23,717	24,190	24,674
	22,348	22,348	22,796	23,251	23,717	24,190	24,674

**127 Legal Aid Expenditures**

128-127-715 8200 AIDS TO PRIVATE ORGANIZATIOI	15,315	15,315	14,034	14,315	14,601	14,892	15,191
	15,315	15,315	14,034	14,315	14,601	14,892	15,191

**228 Innovative Court Programs Expenditures**

128-228-719 3400 OTHER SERVICES	181,611	62,795	60,590	61,803	63,037	64,296	65,585
128-228-719 5200 OPERATING SUPPLIES	1,200	5,465	1,224	1,248	1,273	1,298	1,324
	182,811	68,260	61,814	63,051	64,310	65,594	66,909

<b>Fund Total Revenue:</b>	<b>220,474</b>	<b>105,923</b>	<b>98,644</b>	<b>100,617</b>	<b>102,628</b>	<b>104,676</b>	<b>106,774</b>
<b>Fund Total Expenditure:</b>	<b>220,474</b>	<b>105,923</b>	<b>98,644</b>	<b>100,617</b>	<b>102,628</b>	<b>104,676</b>	<b>106,774</b>
<b>Balance:</b>	<b>0</b>	<b>0</b>	<b>0</b>	<b>0</b>	<b>0</b>	<b>0</b>	<b>0</b>

**129 COURT TECHNOLOGY FUND**

**000 - Revenues**

129-000-000 341100 RECORDING FEES	201,453	201,453	203,468	205,503	207,558	209,634	213,827
129-000-000 361100 INTEREST EARNINGS	10	10	10	10	10	10	10
129-000-000 361120 FEDERATED MONEY MKT INT	10	10	10	10	10	10	10
129-000-000 361150 SBA INTEREST	10	10	10	10	10	10	10
129-000-000 361310 FLGIT NET CHG INVESTMENT I	10	10	10	10	10	10	10
129-000-000 361320 FIT NET CHG INVESTMENT FAI	10	10	10	10	10	10	10
129-000-000 361330 FL SAFE NET CHG INVESTMEN	10	10	10	10	10	10	10
129-000-000 381001 TRANSFER FROM GENERAL FI	131,211	131,211	220,885	228,055	235,404	242,942	248,577
129-000-000 400000 BUDGETED CASH BALANCE FC	41,313	99,694	0	0	0	0	0

**Department Fund Line Item Detail Proforma**

Sumter County

Fiscal Year 2016

	FY 2015 Adopted	FY 2015 Amended	FY 2016 Budget	FY 2017 Budget	FY 2018 Budget	FY 2019 Budget	FY 2020 Budget
<b>129 COURT TECHNOLOGY FUND</b>							
	374,037	432,418	424,413	433,618	443,022	452,636	462,465
<b>226 Guardian Ad Litem Expenditures</b>							
129-226-713 3400 OTHER SERVICES	300	300	288	294	300	306	312
129-226-713 4600 REPAIR & MAINT SERVICE	600	600	600	612	624	636	649
129-226-713 5100 OFFICE SUPPLIES	728	728	1,200	1,224	1,248	1,273	1,298
129-226-713 5200 OPERATING SUPPLIES	900	900	3,858	3,935	4,012	4,093	4,174
	2,528	2,528	5,946	6,065	6,184	6,308	6,433
<b>260 Court Functions Expenditures</b>							
129-260-713 3400 OTHER SERVICES	17,000	24,187	45,986	46,906	47,844	48,801	49,777
129-260-713 3416 CONTRACT SVCS-JUDICIAL TECH	60,000	44,232	55,000	56,100	57,222	58,366	59,533
129-260-713 4000 TRAVEL AND PER DIEM	0	0	500	510	520	530	541
129-260-713 4100 COMMUNICATION SERVICES	3,100	3,100	3,200	3,264	3,330	3,397	3,465
129-260-713 4600 REPAIR & MAINT SERVICE	1,500	3,515	1,500	1,530	1,560	1,591	1,623
129-260-713 4900 OTHER CURRENT CHARGES	0	1,500	0	0	0	0	0
129-260-713 5200 OPERATING SUPPLIES	47,583	43,958	24,899	25,397	25,905	26,423	26,951
129-260-713 5500 TRAINING	1,500	0	2,000	2,042	2,081	2,123	2,165
129-260-713 6400 MACH & EQPT >= \$5,000	21,000	28,938	35,000	35,700	36,414	37,142	37,885
129-260-713 6450 MACH & EQPT \$1,000 - \$4,999	13,700	15,953	29,650	30,243	30,851	31,465	32,094
	165,383	165,383	197,735	201,692	205,727	209,838	214,034
<b>270 State Attorney Expenditures</b>							
129-270-713 3400 OTHER SERVICES	6,300	6,300	12,185	12,430	12,679	12,931	13,190
129-270-713 4000 TRAVEL AND PER DIEM	1,200	1,200	1,200	1,224	1,248	1,273	1,298
129-270-713 4100 COMMUNICATION SERVICES	8,500	8,500	8,500	8,670	8,843	9,021	9,201
129-270-713 4600 REPAIR & MAINT SERVICE	900	900	200	204	208	212	216
129-270-713 5200 OPERATING SUPPLIES	10,500	12,928	15,722	16,036	16,357	16,684	17,018
129-270-713 5500 TRAINING	1,200	1,200	1,200	1,224	1,248	1,272	1,297
129-270-713 6450 MACH & EQPT \$1,000 - \$4,999	13,200	10,772	7,271	7,416	7,564	7,716	7,870
129-270-713 8100 AID TO GOVERNMENT AGENCIES	99,800	158,181	103,100	105,162	107,265	109,410	111,598
	141,600	199,981	149,378	152,366	155,412	158,519	161,688
<b>280 Public Defender Expenditures</b>							
129-280-713 3400 OTHER SERVICES	42,824	42,824	42,489	43,764	45,077	46,429	47,822
129-280-713 4000 TRAVEL AND PER DIEM	400	400	400	412	424	437	450
129-280-713 4100 COMMUNICATION SERVICES	7,522	7,522	7,475	7,699	7,930	8,168	8,413
129-280-713 4600 REPAIR & MAINT SERVICE	1,500	1,500	1,160	1,195	1,231	1,268	1,306
129-280-713 5200 OPERATING SUPPLIES	4,000	3,800	4,100	4,223	4,350	4,481	4,615
129-280-713 5400 BOOKS, SUBSCRIPT, DUES	4,280	4,780	5,125	5,279	5,437	5,600	5,768
129-280-713 5500 TRAINING	500	500	400	412	424	437	450
129-280-713 6450 MACH & EQPT \$1,000 - \$4,999	3,500	3,200	10,205	10,511	10,826	11,151	11,486
	64,526	64,526	71,354	73,495	75,699	77,971	80,310
<b>Fund Total Revenue:</b>	<b>374,037</b>	<b>432,418</b>	<b>424,413</b>	<b>433,618</b>	<b>443,022</b>	<b>452,636</b>	<b>462,465</b>
<b>Fund Total Expenditure:</b>	<b>374,037</b>	<b>432,418</b>	<b>424,413</b>	<b>433,618</b>	<b>443,022</b>	<b>452,636</b>	<b>462,465</b>
<b>Balance:</b>	<b>0</b>	<b>0</b>	<b>0</b>	<b>0</b>	<b>0</b>	<b>0</b>	<b>0</b>

**153 SC ROAD CONST DIST IMPACT**

**000 - Revenues**

153-000-000 324313 ROAD IMPACT FEES - NEW DIS	8,500,000	11,020,590	12,324,000	3,500,000	3,500,000	3,500,000	3,500,000
153-000-000 361150 SBA INTEREST	22,895	22,895	0	0	0	0	0
153-000-000 361310 FLGIT NET CHG INVESTMENT I	19,000	19,000	0	0	0	0	0
153-000-000 361320 FIT NET CHG INVESTMENT FAI	950	950	0	0	0	0	0
153-000-000 361330 FL SAFE NET CHG INVESTMEN	500	500	0	0	0	0	0



**Department Fund Line Item Detail Proforma**

Sumter County

Fiscal Year 2016

	FY 2015 Adopted	FY 2015 Amended	FY 2016 Budget	FY 2017 Budget	FY 2018 Budget	FY 2019 Budget	FY 2020 Budget
<b>153 SC ROAD CONST DIST IMPACT</b>							
153-000-000 381182 TRF FM G/F WAIVERS	13,530	13,530	13,530	13,530	0	0	0
153-000-000 400000 BUDGETED CASH BALANCE FC	19,132,927	19,881,406	0	0	0	0	1,676,000
	<u>27,689,802</u>	<u>30,958,871</u>	<u>12,337,530</u>	<u>3,513,530</u>	<u>3,500,000</u>	<u>3,500,000</u>	<u>5,176,000</u>
<b>344 New District Road Impacts Expenditures</b>							
153-344-541 3100 PROFESSIONAL SERVICES	75,000	75,000	0	0	0	0	0
153-344-541 6130 ROW C-468 TURNPIKE INTERCHA	900,000	1,830,673	0	0	0	0	0
153-344-541 6136 C468 TURNPIKE WEST TO CR505	800,000	2,090,504	0	0	0	0	0
153-344-541 6153 ROW C-466 FR CR209 TO US301	600,000	800,000	0	0	0	0	0
153-344-541 6154 C-466A PHASE III FR 301 TO POW	50,000	50,000	0	0	0	0	0
153-344-541 6514 C-468@SR44 INTERSECTION IMP	446,000	8,009,293	0	0	0	0	0
153-344-541 6520 CONST IN PROG-C-466A PHASE I	0	19,105	0	0	0	0	0
153-344-541 6525 CONST IN PROG-C462-US301 TO	2,900,000	2,900,000	5,333,000	0	0	0	0
153-344-541 6527 C-468, FR CR 505 To US 301	0	872,500	0	0	0	0	0
153-344-541 6530 CONST IN PROG-C-468/TURNPIKI	2,200,000	4,373,255	3,504,530	0	0	0	0
153-344-541 6533 CR 501 Widening - C-468/C-470 Int	250,000	250,000	0	0	0	0	0
153-344-541 6534 SR44/US301 INTERSECTION & TL	4,000,000	0	0	0	0	0	0
153-344-541 6536 C-468 TURNPIKE WEST TO CR 50	2,530,000	6,055,217	3,500,000	0	0	0	0
153-344-541 6546 CONST IN PROGRESS C-468 4-LA	4,150,000	0	0	0	0	0	0
153-344-541 6553 CONST IN PROG-C466 FROM CR	315,000	315,000	0	0	0	0	0
153-344-541 6554 CONST IN PROG-466A PHASE III	3,318,324	3,318,324	0	0	0	0	0
	<u>22,534,324</u>	<u>30,958,871</u>	<u>12,337,530</u>	<u>0</u>	<u>0</u>	<u>0</u>	<u>0</u>
<b>991 Reserves Expenditures</b>							
153-991-999 9331 RSRV ROAD PRJCTS	5,155,478	0	0	3,513,530	3,500,000	3,500,000	5,176,000
	<u>5,155,478</u>	<u>0</u>	<u>0</u>	<u>3,513,530</u>	<u>3,500,000</u>	<u>3,500,000</u>	<u>5,176,000</u>
<b>Fund Total Revenue:</b>	<b>27,689,802</b>	<b>30,958,871</b>	<b>12,337,530</b>	<b>3,513,530</b>	<b>3,500,000</b>	<b>3,500,000</b>	<b>5,176,000</b>
<b>Fund Total Expenditure:</b>	<b>27,689,802</b>	<b>30,958,871</b>	<b>12,337,530</b>	<b>3,513,530</b>	<b>3,500,000</b>	<b>3,500,000</b>	<b>5,176,000</b>
<b>Balance:</b>	<b>0</b>	<b>0</b>	<b>0</b>	<b>0</b>	<b>0</b>	<b>0</b>	<b>0</b>

**191 FLORIDA ARTS LIC PLATE PROGRAM**

**000 - Revenues**

191-000-000 335700 FLA ARTS SHARED REVENUE	1,600	1,600	1,600	1,600	1,600	1,600	1,600
191-000-000 400000 BUDGETED CASH BALANCE FC	200	734	200	200	200	200	200
	<u>1,800</u>	<u>2,334</u>	<u>1,800</u>	<u>1,800</u>	<u>1,800</u>	<u>1,800</u>	<u>1,800</u>

**191 Florida Arts Lic Plate Program Expenditures**

191-191-573 8200 AIDS TO PRIVATE ORGANIZATIOI	1,800	2,334	1,800	1,800	1,800	1,800	1,800
	<u>1,800</u>	<u>2,334</u>	<u>1,800</u>	<u>1,800</u>	<u>1,800</u>	<u>1,800</u>	<u>1,800</u>
<b>Fund Total Revenue:</b>	<b>1,800</b>	<b>2,334</b>	<b>1,800</b>	<b>1,800</b>	<b>1,800</b>	<b>1,800</b>	<b>1,800</b>
<b>Fund Total Expenditure:</b>	<b>1,800</b>	<b>2,334</b>	<b>1,800</b>	<b>1,800</b>	<b>1,800</b>	<b>1,800</b>	<b>1,800</b>
<b>Balance:</b>	<b>0</b>	<b>0</b>	<b>0</b>	<b>0</b>	<b>0</b>	<b>0</b>	<b>0</b>

**196 STATE MOSQUITO CONTROL**

**000 - Revenues**

196-000-000 334690 STATE MOSQUITO CONTROL C	31,540	31,540	31,540	31,540	31,540	31,540	31,540
196-000-000 400000 BUDGETED CASH BALANCE FC	0	170	0	0	0	0	0
	<u>31,540</u>	<u>31,710</u>	<u>31,540</u>	<u>31,540</u>	<u>31,540</u>	<u>31,540</u>	<u>31,540</u>

**196 State Mosquito Control Expenditures**

**Department Fund Line Item Detail Proforma**

Sumter County

Fiscal Year 2016

	FY 2015 Adopted	FY 2015 Amended	FY 2016 Budget	FY 2017 Budget	FY 2018 Budget	FY 2019 Budget	FY 2020 Budget
<b>196 STATE MOSQUITO CONTROL</b>							
196-196-562 5209 OPERATING SUP/CHEMICAL	31,540	31,710	31,540	31,540	31,540	31,540	31,540
	31,540	31,710	31,540	31,540	31,540	31,540	31,540
<b>Fund Total Revenue:</b>	<b>31,540</b>	<b>31,710</b>	<b>31,540</b>	<b>31,540</b>	<b>31,540</b>	<b>31,540</b>	<b>31,540</b>
<b>Fund Total Expenditure:</b>	<b>31,540</b>	<b>31,710</b>	<b>31,540</b>	<b>31,540</b>	<b>31,540</b>	<b>31,540</b>	<b>31,540</b>
<b>Balance:</b>	<b>0</b>	<b>0</b>	<b>0</b>	<b>0</b>	<b>0</b>	<b>0</b>	<b>0</b>

**218 DEBT SERVICE FUND**

**000 - Revenues**

218-000-000 335120 STATE REVENUE SHARING	2,097,978	2,097,978	2,354,113	2,401,195	2,449,219	2,498,204	2,548,168
218-000-000 335160 PARI-MUTUEL DISTRIB REPLA	223,250	223,250	223,250	223,250	223,250	223,250	223,250
218-000-000 335180 1/2 CENT SALES TAX/ORD	5,219,951	5,219,951	5,655,542	5,768,653	5,884,025	6,001,706	6,121,740
218-000-000 335182 1/2 CENT SALES TAX/SUP	89,975	89,975	82,850	84,506	86,196	87,921	89,679
218-000-000 361100 INTEREST EARNINGS	10	10	10	10	10	10	10
218-000-000 361120 FEDERATED MONEY MKT INT	10	10	10	10	10	10	10
218-000-000 361150 SBA INTEREST	10	10	10	10	10	10	10
218-000-000 385000 PROCEEDS FROM REFUNDING	0	259,867	0	0	0	0	0
218-000-000 400000 BUDGETED CASH BALANCE FC	0	571,189	0	0	0	0	0
	7,631,184	8,462,240	8,315,785	8,477,634	8,642,720	8,811,111	8,982,868

**363 Bond Sinking Fund Expenditures**

218-363-517 3100 PROFESSIONAL SERVICES	1,300	1,300	1,300	1,300	1,300	1,300	1,300
218-363-517 4914 BANK SERVICE CHARGES	100	100	100	100	100	100	100
218-363-517 7130 PRINCIPAL '15	0	0	795,000	870,000	895,000	920,000	960,000
218-363-517 7160 PRINCIPAL '06 DUE 6/1	360,000	360,000	0	0	0	0	0
218-363-517 7230 INTEREST '15	0	0	875,315	921,938	895,838	868,988	832,188
218-363-517 7280 INTEREST '06 DUE 12/1	676,769	676,769	0	0	0	0	0
218-363-517 7290 INTEREST '06 DUE 6/1	676,769	676,769	0	0	0	0	0
218-363-517 7300 OTHER DEBT SVC COSTS	0	148,367	0	0	0	0	0
	1,714,938	1,863,305	1,671,715	1,793,338	1,792,238	1,790,388	1,793,588

**364 Refund Bonds - Bank Loans Expenditures**

218-364-517 7125 PRINCIPAL-HANCOCK BANK SER	610,671	610,671	622,624	634,811	647,236	659,905	672,821
218-364-517 7135 PRINCIPAL-TD BANK SERIES 200	0	0	704,160	723,101	743,682	764,198	789,210
218-364-517 7225 INTEREST-HANCOCK BANK SERI	120,506	120,506	108,553	96,367	83,941	71,273	58,356
218-364-517 7235 INTEREST-TD BANK SERIES 200€	0	0	858,777	770,596	750,352	729,536	708,119
218-364-517 7300 OTHER DEBT SVC COSTS	0	111,500	0	0	0	0	0
	731,177	842,677	2,294,114	2,224,875	2,225,211	2,224,912	2,228,506

**980 Transfers Expenditures**

218-980-581 9101 TR GENERAL FUND	4,613,839	5,185,028	3,272,205	3,364,208	3,530,314	3,701,569	3,864,268
	4,613,839	5,185,028	3,272,205	3,364,208	3,530,314	3,701,569	3,864,268

**996 Reserves Expenditures**

218-996-999 9310 RSRV CBF INT '15B	0	0	291,772	307,313	298,613	289,663	277,396
218-996-999 9311 RSRV CBF PRINCIPAL '15B	0	0	265,000	290,000	298,333	306,667	320,000
218-996-999 9316 RSRV CBF INT '06	446,230	446,230	286,259	256,866	250,117	243,179	236,040
218-996-999 9317 RSRV CBF PRINCIPAL '06	125,000	125,000	234,720	241,034	247,894	254,733	263,070
	571,230	571,230	1,077,751	1,095,213	1,094,957	1,094,242	1,096,506

<b>Fund Total Revenue:</b>	<b>7,631,184</b>	<b>8,462,240</b>	<b>8,315,785</b>	<b>8,477,634</b>	<b>8,642,720</b>	<b>8,811,111</b>	<b>8,982,868</b>
<b>Fund Total Expenditure:</b>	<b>7,631,184</b>	<b>8,462,240</b>	<b>8,315,785</b>	<b>8,477,634</b>	<b>8,642,720</b>	<b>8,811,111</b>	<b>8,982,868</b>
<b>Balance:</b>	<b>0</b>	<b>0</b>	<b>0</b>	<b>0</b>	<b>0</b>	<b>0</b>	<b>0</b>

**Department Fund Line Item Detail Proforma**

Sumter County

Fiscal Year 2016

**305 CAPITAL OUTLAY RESERVE FUND**

**000 - Revenues**

	FY 2015 Adopted	FY 2015 Amended	FY 2016 Budget	FY 2017 Budget	FY 2018 Budget	FY 2019 Budget	FY 2020 Budget
305-000-000 361150 SBA INTEREST	500	500	500	500	500	500	500
305-000-000 361153 SBA INT ARTICLE V	500	500	500	500	500	500	500
305-000-000 361310 FLGIT NET CHG INVESTMENT I	1,500	1,500	1,500	1,500	1,500	1,500	1,500
305-000-000 381111 TRANSFER FROM SCGOB	0	0	3,100,000	0	0	0	0
305-000-000 381113 TR FROM TOURIST DEV	70,000	412,000	0	0	0	0	0
305-000-000 381127 TRANSFER FROM COURT IMPF	281,602	347,336	0	0	0	0	0
305-000-000 381160 TRANSFER FROM GENERAL FI	3,368,906	6,844,913	2,034,876	2,105,427	2,125,525	1,650,742	1,860,543
305-000-000 400000 BUDGETED CASH BALANCE FC	4,486,469	6,447,361	251,298	815,718	1,992,920	3,470,945	3,048,187
	8,209,477	14,054,110	5,388,674	2,923,645	4,120,945	5,124,187	4,911,230

**010 Administrative Services Expenditures**

305-010-511 6316 WAYFINDING SIGNAGE	220,000	224,955	0	0	0	0	0
	220,000	224,955	0	0	0	0	0

**091 Supervisor of Elections - Elections Expenditures**

305-091-513 6400 MACH & EQPT >= \$5,000	660,003	660,003	262,080	500,725	0	0	0
	660,003	660,003	262,080	500,725	0	0	0

**100 Facilities & Parks Services Expenditures**

305-100-519 6218 FACILITIES MAINTENANCE BLDG	100,000	186,191	0	0	0	0	0
305-100-519 6219 NEW CLERK OF CIRCUIT COURT	300,000	688,800	0	0	0	0	0
305-100-519 6229 SUPERVISOR OF ELECTIONS WA	0	0	0	0	80,000	1,626,000	0
305-100-519 6260 BLDGS - JUDICIAL CENTER RENC	2,120,000	3,744,454	0	0	0	0	0
305-100-522 6264 NORTH SUMTER COUNTY PUBLI	50,000	35,000	0	0	0	0	0
305-100-522 6265 SOUTH SUMTER COUNTY PUBLI	20,000	35,000	0	0	0	0	0
305-100-572 6335 LAKE PANASOFFKEE ADA IMPRC	0	0	153,000	0	0	0	0
305-100-572 6336 LAKE OKAHUMPKA ADA IMPROV	0	0	116,000	0	0	0	0
	2,590,000	4,689,445	269,000	0	80,000	1,626,000	0

**110 County Bldgs-Ag Center/Fair Grounds Expenditures**

305-110-519 6262 LIVESTOCK PAVILION - COW PAL	1,028,000	2,892,063	0	0	0	0	0
	1,028,000	2,892,063	0	0	0	0	0

**182 Sumter County Fire and EMS Expenditures**

305-182-522 6216 BUSHNELL FIRE STATION #11	200,000	800,000	2,279,876	0	0	0	0
305-182-522 6245 N WILDWOOD FIRE STATION	434,272	1,223,922	0	0	0	0	0
305-182-522 6255 SW BUSHNELL FIRE STATION	711,805	1,145,456	0	0	0	0	0
305-182-522 6400 MACH & EQPT >= \$5,000	1,261,446	1,572,354	1,335,000	430,000	570,000	450,000	570,000
	2,607,523	4,741,732	3,614,876	430,000	570,000	450,000	570,000

**195 Local Mosquito Control Expenditures**

305-195-562 6332 MOSQUITO CONTROL FISH PONI	50,777	50,777	0	0	0	0	0
	50,777	50,777	0	0	0	0	0

**310 Sheriff Expenditures**

305-310-521 6266 SHERIFF'S HANGAR AND HELICC	0	68,560	427,000	0	0	0	0
	0	68,560	427,000	0	0	0	0

**460 Library Program Expenditures**

305-460-571 6224 BELVEDERE LIBRARY EXPANSIO	279,000	484,066	0	0	0	0	0
	279,000	484,066	0	0	0	0	0

**991 Reserves Expenditures**

305-991-999 9303 RSRV FUTURE PROJECTS	774,174	242,509	815,718	1,992,920	3,470,945	3,048,187	4,341,230
	774,174	242,509	815,718	1,992,920	3,470,945	3,048,187	4,341,230

**Department Fund Line Item Detail Proforma**

Sumter County

Fiscal Year 2016

	FY 2015 Adopted	FY 2015 Amended	FY 2016 Budget	FY 2017 Budget	FY 2018 Budget	FY 2019 Budget	FY 2020 Budget
<b>Fund Total Revenue:</b>	<b>8,209,477</b>	<b>14,054,110</b>	<b>5,388,674</b>	<b>2,923,645</b>	<b>4,120,945</b>	<b>5,124,187</b>	<b>4,911,230</b>
<b>Fund Total Expenditure:</b>	<b>8,209,477</b>	<b>14,054,110</b>	<b>5,388,674</b>	<b>2,923,645</b>	<b>4,120,945</b>	<b>5,124,187</b>	<b>4,911,230</b>
<b>Balance:</b>	<b>0</b>	<b>0</b>	<b>0</b>	<b>0</b>	<b>0</b>	<b>0</b>	<b>0</b>

**307 SERIES 2015B CONSTRUCTION FUND**

**000 - Revenues**

307-000-000 384000 DEBT PROCEEDS	0	25,000,000	0	0	152,436	0	0
307-000-000 400000 BUDGETED CASH BALANCE FC	0	0	24,400,000	17,483,333	2,900,000	0	0
	0	25,000,000	24,400,000	17,483,333	3,052,436	0	0

**000 - Expenditures**

307-182-522 6400 MACH & EQPT >= \$5,000	0	0	0	1,000,000	1,000,000	0	0
	0	0	0	1,000,000	1,000,000	0	0

**100 Facilities & Parks Services Expenditures**

307-100-522 6264 NORTH SUMTER COUNTY PUBLI	0	166,521	4,841,667	9,958,333	1,750,000	0	0
307-100-522 6265 SOUTH SUMTER COUNTY PUBLI	0	55,507	2,075,000	3,625,000	302,436	0	0
	0	222,028	6,916,667	13,583,333	2,052,436	0	0

**991 Reserves Expenditures**

307-991-999 9319 RSRV FOR PUBLIC SAFETY BUILI	0	24,777,972	0	0	0	0	0
307-991-999 9323 RSRV PUBLIC SAFETY BLDG	0	0	17,483,333	2,900,000	0	0	0
	0	24,777,972	17,483,333	2,900,000	0	0	0

<b>Fund Total Revenue:</b>	<b>0</b>	<b>25,000,000</b>	<b>24,400,000</b>	<b>17,483,333</b>	<b>3,052,436</b>	<b>0</b>	<b>0</b>
<b>Fund Total Expenditure:</b>	<b>0</b>	<b>25,000,000</b>	<b>24,400,000</b>	<b>17,483,333</b>	<b>3,052,436</b>	<b>0</b>	<b>0</b>
<b>Balance:</b>	<b>0</b>	<b>0</b>	<b>0</b>	<b>0</b>	<b>0</b>	<b>0</b>	<b>0</b>

**501 GROUP INSURANCE FUND**

**000 - Revenues**

501-000-000 341200 PREMIUMS - EMPLOYEE	1,568,160	1,568,160	1,520,000	1,550,400	1,581,408	1,613,036	1,645,297
501-000-000 341201 PREMIUMS - DEPENDENT	936,400	936,400	857,270	874,415	891,904	909,742	927,936
501-000-000 341202 PREMIUMS-RETIREE	362,881	362,881	391,911	399,750	407,745	415,900	424,218
501-000-000 341203 PREMIUMS-EMPLOYEE PORTI	398,293	398,293	320,526	326,937	333,476	340,146	346,949
501-000-000 341204 PREMIUMS-COBRA	38,000	38,000	38,000	38,760	39,535	40,326	41,132
501-000-000 341205 VISION	24,000	24,000	21,451	21,880	22,318	22,765	23,220
501-000-000 341210 VOLUNTARY LIFE INSURANCE	144,000	144,000	131,761	134,397	137,084	139,826	142,623
501-000-000 341220 PREMIUMS - DISABILITY	84,000	84,000	75,000	76,500	78,030	79,591	81,183
501-000-000 341230 MEDICAL FSA	167,754	167,754	139,318	142,105	144,947	147,847	150,804
501-000-000 341240 DEPENDENT CARE FSA	5,500	5,500	3,000	3,060	3,121	3,183	3,247
501-000-000 361150 SBA INTEREST	1,000	1,000	1,000	1,020	1,040	1,061	1,082
501-000-000 361310 FLGIT NET CHG INVESTMENT I	10,000	10,000	10,000	10,200	10,404	10,612	10,824
501-000-000 369900 OTHER MISC REVENUE	105,000	105,000	100,000	102,000	104,039	106,120	108,242
501-000-000 369945 RETIREE DRUG SUBSIDIARY	40,000	40,000	40,000	40,000	40,000	40,000	40,000
501-000-000 381004 TRANS FR GEN FUND	3,522,900	3,522,900	3,593,358	3,665,225	3,738,530	3,813,301	3,889,567
501-000-000 400000 BUDGETED CASH BALANCE FC	3,609,581	4,180,301	3,554,128	3,625,211	3,697,715	3,771,669	3,847,102
	11,017,469	11,588,189	10,796,723	11,011,860	11,231,296	11,455,125	11,683,426

**590 Health Benefits Expenditures**

501-590-591 3100 PROFESSIONAL SERVICES	84,000	84,000	84,000	84,000	84,000	84,000	88,200
501-590-591 3400 OTHER SERVICES	52,957	55,756	82,500	84,150	85,833	87,550	89,301
501-590-591 3409 CONTRACT SVCS - WELLNESS P	3,500	3,500	3,500	3,570	3,641	3,714	3,788
501-590-591 4000 TRAVEL AND PER DIEM	250	1,350	0	0	0	0	0
501-590-591 4200 POSTAGE	750	750	750	765	780	796	812

**Department Fund Line Item Detail Proforma**

Sumter County

Fiscal Year 2016

	FY 2015 Adopted	FY 2015 Amended	FY 2016 Budget	FY 2017 Budget	FY 2018 Budget	FY 2019 Budget	FY 2020 Budget
<b>501 GROUP INSURANCE FUND</b>							
501-590-591 4509 INSURANCE-SPECIFIC LOSS	447,249	447,249	456,000	465,120	474,422	483,910	493,588
501-590-591 4540 HEALTH CLAIMS	5,588,466	5,576,034	5,088,075	5,189,837	5,293,634	5,399,507	5,507,497
501-590-591 4542 RETIREE SUBSIDY	0	20,150	30,000	30,600	31,212	31,836	32,473
501-590-591 4545 PPACA FEES	87,700	87,700	87,700	89,454	91,243	93,068	94,929
501-590-591 4550 DENTAL CLAIMS	334,758	334,758	311,875	318,113	324,475	330,965	337,584
501-590-591 4560 PLAN MANAGEMENT	442,238	444,721	450,000	459,000	468,180	477,544	487,095
501-590-591 4590 AGGREGATE PREMIUM	33,355	33,355	30,000	30,600	31,212	31,836	32,473
501-590-591 5100 OFFICE SUPPLIES	300	300	300	306	312	318	324
501-590-591 5200 OPERATING SUPPLIES	500	500	500	510	520	530	541
501-590-591 5400 BOOKS, SUBSCRIPT, DUES	450	0	450	459	468	477	487
501-590-591 5500 TRAINING	650	0	0	0	0	0	0
	<u>7,077,123</u>	<u>7,090,123</u>	<u>6,625,650</u>	<u>6,756,484</u>	<u>6,889,932</u>	<u>7,026,051</u>	<u>7,169,092</u>
<b>595 Supplementary Benefits Expenditures</b>							
501-595-591 4530 LIFE INSURANCE PREMIUM	40,761	40,761	41,521	42,351	43,198	44,062	44,943
501-595-591 4537 LONG TERM DISAB PREMIUMS	84,000	84,000	87,000	88,740	90,515	92,325	94,172
501-595-591 4539 SHORT TERM DISAB PREMIUMS	91,900	91,900	99,178	101,162	103,185	105,249	107,354
501-595-591 4570 AD&D PREMIUM	7,080	7,080	7,375	7,523	7,673	7,826	7,983
501-595-591 4575 VOLUNTARY LIFE PREMIUM	144,000	144,000	150,123	153,125	156,188	159,312	162,498
501-595-591 4581 VISION PREMIUMS	24,000	24,000	26,682	27,216	27,760	28,315	28,881
	<u>391,741</u>	<u>391,741</u>	<u>411,879</u>	<u>420,117</u>	<u>428,519</u>	<u>437,089</u>	<u>445,831</u>
<b>596 Flex Plan Expenditures</b>							
501-596-591 4510 FSA CLAIMS	173,254	173,254	176,719	180,253	183,858	187,535	191,286
501-596-591 4520 FSA ADMIN FEE	8,550	8,550	8,721	8,895	9,073	9,254	9,439
	<u>181,804</u>	<u>181,804</u>	<u>185,440</u>	<u>189,148</u>	<u>192,931</u>	<u>196,789</u>	<u>200,725</u>
<b>991 Reserves Expenditures</b>							
501-991-999 9300 RSRV CONTINGENCIES	2,216,801	2,774,521	2,423,754	2,496,111	2,569,914	2,645,196	2,717,778
501-991-999 9324 RSRV CLAIMS RUN-OFF	1,150,000	1,150,000	1,150,000	1,150,000	1,150,000	1,150,000	1,150,000
	<u>3,366,801</u>	<u>3,924,521</u>	<u>3,573,754</u>	<u>3,646,111</u>	<u>3,719,914</u>	<u>3,795,196</u>	<u>3,867,778</u>
<b>Fund Total Revenue:</b>	<b>11,017,469</b>	<b>11,588,189</b>	<b>10,796,723</b>	<b>11,011,860</b>	<b>11,231,296</b>	<b>11,455,125</b>	<b>11,683,426</b>
<b>Fund Total Expenditure:</b>	<b>11,017,469</b>	<b>11,588,189</b>	<b>10,796,723</b>	<b>11,011,860</b>	<b>11,231,296</b>	<b>11,455,125</b>	<b>11,683,426</b>
<b>Balance:</b>	<b>0</b>	<b>0</b>	<b>0</b>	<b>0</b>	<b>0</b>	<b>0</b>	<b>0</b>
<b>Total Revenues:</b>	<b>183,180,146</b>	<b>224,585,159</b>	<b>193,949,285</b>	<b>179,112,009</b>	<b>162,424,600</b>	<b>159,807,653</b>	<b>162,970,373</b>
<b>Total Expenditures:</b>	<b>183,180,146</b>	<b>224,585,159</b>	<b>193,949,285</b>	<b>179,112,009</b>	<b>162,424,600</b>	<b>159,807,653</b>	<b>162,970,373</b>
<b>Balance:</b>	<b>0</b>	<b>0</b>	<b>0</b>	<b>0</b>	<b>0</b>	<b>0</b>	<b>0</b>

**Sumter County Capital Improvement Program  
Summary**

	Source and Uses of Funds	Projected 2014-15	Projected 2015-16	Projected 2016-17	Projected 2017-18	Projected 2018-19	Projected 2019-20
<b>Sources of Funds</b>							
1	General Fund/Stormwater	1,890,591	991,621	921,350	1,863,233	952,301	928,918
2	County Transportation Trust	10,357,558	7,496,659	7,577,685	7,709,780	7,756,856	7,924,678
3	Secondary Trust	7,042,732	4,016,131	9,948,881	2,878,036	1,356,637	1,383,770
4	Sumter County Road Impact Fees	30,958,871	12,337,530	-	-	1,676,000	5,176,000
5	Capital Outlay Reserve	14,062,899	5,388,674	2,923,645	4,120,945	5,124,187	4,911,230
6	Series 2015B Construction Bond	25,000,000	24,400,000	17,483,333	3,052,436	-	-
<b>7</b>	<b>Total Cash Available for Capital Improvements</b>	<b>64,312,651</b>	<b>30,230,615</b>	<b>21,371,561</b>	<b>16,571,994</b>	<b>16,865,981</b>	<b>20,324,596</b>
<b>Uses of Funds</b>							
7	County Transportation Trust	9,140,756	5,121,101	5,146,988	5,310,111	5,268,657	5,658,960
8	Secondary Trust	7,084,532	6,707,690	12,180,693	5,128,512	3,626,057	3,469,342
9	Stormwater	1,890,591	991,621	921,350	1,863,233	952,301	928,918
10	Sumter County Road Impact Fees	30,958,871	12,337,530	-	-	-	-
11	Capital Outlay Reserve	13,811,601	4,572,956	930,725	650,000	2,076,000	570,000
12	Series 2015B Construction Bond	\$600,000	\$6,916,667	\$14,583,333	\$3,052,436	-	-
<b>13</b>	<b>Total Use of Funds</b>	<b>62,886,351</b>	<b>29,730,898</b>	<b>19,179,756</b>	<b>12,951,856</b>	<b>11,923,015</b>	<b>10,627,220</b>
<b>14</b>	<b>Funds Available for Capital Improvements</b>	<b>1,426,300</b>	<b>499,717</b>	<b>2,191,805</b>	<b>3,620,138</b>	<b>4,942,966</b>	<b>9,697,376</b>

**Sumter County Capital Improvement Plan  
County Transportation Trust (CTT)**

	<b>Summary</b>	<b>Budgeted 2014-15</b>	<b>Projected 2015-16</b>	<b>Projected 2016-17</b>	<b>Projected 2017-18</b>	<b>Projected 2018-19</b>	<b>Projected 2019-20</b>	<b>Total</b>
1	CBF	3,940,622	1,216,802	1,204,758	1,242,374	1,193,551	1,264,024	3,940,622
2	Revenue Projections	6,416,936	6,279,857	6,372,927	6,467,406	6,563,304	6,660,655	32,100,430
3	Less Project & Equipment Projections	(4,150,199)	(79,000)	(197,000)	(255,500)	(99,000)	(381,000)	(4,780,699)
	Less Transfer to Secondary Trust	-	(1,170,801)	(1,188,323)	(1,206,118)	(1,224,174)	(1,039,422)	(4,789,416)
4	Less Operating Budget	(4,990,557)	(5,042,101)	(4,949,988)	(5,054,611)	(5,169,657)	(5,277,960)	(25,206,914)
5	<b>Balance</b>	<b>1,216,802</b>	<b>1,204,758</b>	<b>1,242,374</b>	<b>1,193,551</b>	<b>1,264,024</b>	<b>1,226,296</b>	<b>1,264,023</b>
6	<b>Revenue Sources</b>							
7	Transfer Fm General Fund	600,000	100,000	100,000	100,000	100,000	100,000	1,100,000
8	Ninth Cent	791,303	828,643	841,073	853,689	866,494	879,491	4,181,201
9	Local Option Fuel Tax	3,943,554	4,234,194	4,297,707	4,362,173	4,427,605	4,494,020	21,265,233
10	Constitutional Gas Tax/20% Portion	301,105	319,597	324,391	329,257	334,196	339,209	1,608,545
11	County Fuel Tax/7th Cent	663,577	708,865	719,499	730,292	741,246	752,365	3,563,479
12	Traffic Signal Light Maintenance	43,395	44,263	45,148	46,051	46,972	47,912	273,741
13	Other Revenue	74,002	44,295	45,110	45,944	46,792	47,658	256,143
14	<b>Total Revenue</b>	<b>6,416,936</b>	<b>6,279,857</b>	<b>6,372,927</b>	<b>6,467,406</b>	<b>6,563,305</b>	<b>6,660,655</b>	<b>32,248,343</b>
15	<b>Projects</b>							
16	Unpaved to Paved	500,000						500,000
17	Capital Road Resurfacing	3,384,199						3,384,199
18	CR747 FR C48	40,000	-	-	-	-	-	40,000
19	<b>Total Projects</b>	<b>3,924,199</b>	<b>-</b>	<b>-</b>	<b>-</b>	<b>-</b>	<b>-</b>	<b>3,924,199</b>
20	<b>Capital Equipment (6400)</b>							
21	1 Ton Dump Truck	-	52,000	-	-	-	-	52,000
22	Dump Trucks	85,000	-	90,000	95,000	99,000	103,000	472,000
23	Envirosafe Fuel System 3,000 gallons	-	27,000	-	-	-	-	27,000
24	Two Mowers 6'	-	-	11,000	-	-	-	11,000
25	Mower Tiger	-	-	-	-	-	43,000	43,000
26	Backhoe	80,000	-	-	-	-	-	80,000
27	Roller - Small	-	-	-	-	-	-	-
28	Street Sweeper	-	-	-	-	-	-	-
29	Tractor - John Deere	-	-	96,000	128,000	-	48,000	272,000
30	1/2 Ton Truck	-	-	-	32,500	-	57,500	90,000
31	1 Ton Truck	33,500	-	-	-	-	97,500	131,000
32	1 Ton Van	27,500	-	-	-	-	32,000	59,500
33	<b>Total Equipment</b>	<b>226,000</b>	<b>79,000</b>	<b>197,000</b>	<b>255,500</b>	<b>99,000</b>	<b>381,000</b>	<b>1,237,500</b>
34	<b>Total Non-Operating Expenditures</b>	<b>4,150,199</b>	<b>79,000</b>	<b>197,000</b>	<b>255,500</b>	<b>99,000</b>	<b>381,000</b>	<b>5,161,699</b>

**Sumter County Capital Improvement Plan  
Secondary Trust (ST)**

	Summary	Projected 2014-15	Projected 2015-16	Projected 2016-17	Projected 2017-18	Projected 2018-19	Projected 2019-20	Future Years	Total
1	CBF	1,351,411	-	-	-	-	-	-	1,351,411
2	Revenue Projections	5,691,321	4,016,131	9,948,881	2,878,036	1,356,637	1,383,770	-	25,274,776
3	Transfer from GF	-	1,520,758	1,043,489	1,044,358	1,045,246	1,046,150	-	5,700,001
4	Transfer from CTT	41,800	1,170,801	1,188,323	1,206,118	1,224,174	1,039,422	-	5,870,638
5	Less Project & Equipment Projections	(7,084,532)	(6,707,690)	(12,180,693)	(5,128,512)	(3,626,057)	(3,469,342)	-	(38,196,826)
6	<b>Balance</b>	-	-	-	-	-	-	-	-
7	<b>Revenue Sources</b>								
8	Constitutional Gas Tax/80% Portion (ST)	1,204,420	1,278,389	1,303,957	1,330,036	1,356,637	1,383,770	-	7,857,209
9	Traffic Management Grant	100,000	170,000	400,000	400,000	-	-	-	1,070,000
10	FDOT C-476 Safety Improvements	47,000	250,000	-	-	-	-	-	297,000
11	FDOT C-470 Safety Improvements C-439 to SR 44	-	-	-	-	-	428,000	-	428,000
12	FDOT C48 Safety Improvements	539,901	-	2,704,763	-	-	-	-	3,244,664
13	C-478 fr US 301 to SR 471	-	375,000	-	-	-	-	-	375,000
14	CIGP S Buena Vista Blvd Resurfacing	-	375,000	-	-	-	-	-	375,000
15	CR673 fr CR674 W to I75	-	-	2,032,000	-	-	-	-	2,032,000
16	C468 Turnpike West to	3,800,000	-	-	-	-	-	-	3,800,000
17	C-466 fr US 301 to CR209	-	967,742	645,161	-	-	-	-	1,612,903
18	C-475 fr C-470 to CR 542	-	400,000	2,863,000	-	-	-	-	3,263,000
19	C-475 Safety Improvements from SR44 to Marion Co	-	100,000	-	622,000	-	-	-	722,000
20	C-575 Safety Improvements fr C-476N to CR624S	-	100,000	-	526,000	-	-	-	626,000
21	<b>Total Revenues</b>	<b>5,691,321</b>	<b>4,016,131</b>	<b>9,948,881</b>	<b>2,878,036</b>	<b>1,356,637</b>	<b>1,383,770</b>	<b>428,000</b>	<b>25,702,776</b>
22	<b>Projects</b>								
23	Purchase ROW	41,800	-	-	-	-	-	-	41,800
24	Traffic Management Grant	100,000	170,000	400,000	400,000	-	-	-	1,070,000
25	CR747 Widening Project	-	200,000	-	-	-	-	-	200,000
26	FDOT C-476 Safety Improvements	47,000	250,000	-	-	-	-	-	297,000
27	C-470 Safety Improvements fr C-439 to SR44	-	-	-	-	-	428,000	-	428,000
28	FDOT C48 Safety Improvements	539,901	50,000	3,100,000	-	-	-	-	3,689,901
29	C-478 fr US 301 to SR 471	-	750,000	-	-	-	-	-	750,000
30	CR673 fr CR674 W to I75	-	-	2,032,000	-	-	-	-	2,032,000
31	C468 Turnpike West to	3,800,000	-	-	-	-	-	-	3,800,000
32	C-466 fr US 301 to CR209	-	967,742	645,161	-	-	-	-	1,612,903
33	C-475 fr C-470 to CR 542	-	400,000	2,863,000	-	-	-	-	3,263,000
34	C-475 Safety Improvements from SR44 to Marion Co	-	100,000	-	622,000	-	-	-	722,000
35	C-575 Safety Improvements fr C-476N to CR624S	-	100,000	-	526,000	-	-	-	626,000
36	S Buena Vista Blvd Resurfacing CIGP	-	750,000	-	-	-	-	-	750,000
37	CR 101 Improvements	-	60,000	550,000	-	-	-	-	610,000
38	CR 101 Improvements Phase II	-	-	-	-	-	-	-	-
39	CR 219 between SR44 and CR 238	-	70,000	700,000	-	-	-	-	770,000
40	Wade Industrial Park Phase I	-	208,000	117,000	2,000,000	800,000	-	-	3,125,000
41	C Resurfacing	2,555,831	2,631,948	1,773,532	1,404,786	2,536,913	3,469,342	-	14,372,352
42	Unpaved to Paved Road Mgmt. (CR766,758)	-	-	-	175,726	289,144	-	-	464,870
43	<b>Total Expenditures</b>	<b>7,084,532</b>	<b>6,707,690</b>	<b>12,180,693</b>	<b>5,128,512</b>	<b>3,626,057</b>	<b>3,469,342</b>		<b>38,624,826</b>



**Sumter County Capital Improvement Plan  
Stormwater**

	Summary	Projected 2014-15	Projected 2015-16	Projected 2016-17	Projected 2017-18	Projected 2018-19	Projected 2019-20	Total
1	Operating Expenditures	134,535	82,908	82,759	84,777	87,009	89,283	471,988
2	<b>Projects</b>							
3	Contract Svcs - Jumper Creek	262,924	206,621	-	-	-	-	469,545
4	Contract Svcs - Gum Slough	-	-	-	180,000	183,600	187,272	550,872
5	CR 647N Drainage Improvements	175,487	-	-	-	-	-	175,487
6	Jumper Creek Dirt Road	150,000	-	-	-	-	-	150,000
7	CR 622C/CR 575 and CR 467	69,885	-	-	-	-	-	69,885
8	CR 518 Drainage Improvements/ROW	-	-	50,000	262,000	-	-	312,000
9	CR 772 Drainage Improvements/ROW	-	-	27,000	112,000	-	-	139,000
10	CR 782-A Drainage Improvements/ROW	-	-	95,200	552,000	-	-	647,200
11	Drainage	150,000	125,000	125,000	125,000	125,000	125,000	775,000
12	Repair and Maintenance	280,000	400,000	400,150	400,153	400,156	400,159	2,280,618
13	Other Services/Professional Svcs	802,295	260,000	224,000	232,080	243,545	216,487	1,978,407
14	<b>Total Capital Expenditures</b>	<b>1,890,591</b>	<b>991,621</b>	<b>921,350</b>	<b>1,863,233</b>	<b>952,301</b>	<b>928,918</b>	<b>3,288,989</b>
15	<b>Total Stormwater Budget</b>	<b>2,025,126</b>	<b>1,074,529</b>	<b>1,004,109</b>	<b>1,948,010</b>	<b>1,039,310</b>	<b>1,018,201</b>	<b>3,760,977</b>

**Sumter County Capital Improvement Plan  
Road Impact Fees**

	Summary	Projected 2014-15	Projected 2015-16	Projected 2016-17	Projected 2017-18	Projected 2018-19	Projected 2019-20	Future Years 2020-2025	TOTAL PROJECT
1	<b>CBF - Beginning</b>	19,881,406	-	-	-	-	1,676,000	5,176,000	21,557,406
2	Revenue - Road Impact Fees	11,020,590	3,500,000	3,500,000	3,500,000	3,500,000	3,500,000	17,500,000	28,520,590
3	Road Impact Fee Credit	-	8,824,000	(3,513,530)	(3,500,000)	(1,824,000)			(13,530)
4	Interest Earnings & Other Revenue	56,875	13,530	13,530	-	-	-	-	83,935
5	Project Projections	(30,958,871)	(12,337,530)	-	-	-	-	(20,356,000)	(43,296,401)
6	<b>Balance</b>	-	-	-	-	<b>1,676,000</b>	<b>5,176,000</b>	<b>2,320,000</b>	<b>6,852,000</b>
7	<b>Projects</b>								
8	Impact Fee Study	75,000							75,000
9	C-468 Turnpike Interchange (Project #1) ROW	1,830,673							1,830,673
10	C-468 Turnpike Interchange (Project #1)	4,373,255	3,504,530					8,000,000	15,877,785
11	C-468 Turnpike West To CR 505 (Project #2 - CIGP) ROW	2,090,504							2,090,504
12	C-468 Turnpike West To CR 505 (Project #2 - CIGP)	6,055,217	3,500,000						9,555,217
13	C-468 Four Lanes - Springstead (Project #3)	8,009,293							8,009,293
14	C-468 From CR 505 to US301 (Project #4) - Kimley Horn	872,500						8,500,000	9,372,500
15	ROW C-466 FR CR209 to US301	800,000							800,000
16	C-466A Phase III FR US301 to Powell	50,000							50,000
17	C-466A Phase II	19,105							19,105
18	C462-US301 to C466A	2,900,000	5,333,000						8,233,000
19	CR 501 Widening - C-468/C-470 Intersection Impr.	250,000						3,856,000	4,106,000
20	C-466W FR CR209 to US301	315,000							315,000
21	466A Phase III	3,318,324							3,318,324
22	<b>Total Expenditures</b>	<b>30,958,871</b>	<b>12,337,530</b>	-	-	-	-	<b>20,356,000</b>	<b>63,652,401</b>

**Sumter County Capital Improvement Plan  
2035 Capital Outlay Plan**

	Project Description	Location	Revenue Source	Actuals 2013-14	Projected 2014-15	Projected 2015-16	Projected 2016-17	Projected 2017-18	Projected 2018-19	Projected 2019-20	Future Years to FY35	Total Project Cost
1	<b>Cash Balance - Beginning</b>			8,046,284	6,447,361	251,298	815,718	1,992,920	3,470,945	3,048,187	4,341,230	28,413,943
2	Transfer Fm General Fund			6,470,433	6,844,913	2,034,876	2,105,427	2,125,525	1,650,742	1,860,543	13,500,000	36,592,459
3	Transfer Fm General Fund - SCGOB (001-364000)			-	-	3,100,000						3,100,000
4	Transfer Fund 128			135,000	-	-	-	-	-	-	-	135,000
5	Transfer Fm Fund 111 - Tourist Development Fund			1,527,725	412,000	-	-	-	-	-	-	1,939,725
6	Transfer Fm Fund 127 - Court Improvement Fund			296,628	347,336						1,627,044	2,271,008
7	Other Revenue (Grants & Interest)			52,553	11,289	2,500	2,500	2,500	2,500	2,500	37,500	113,842
8	<b>Total Cash Available</b>			<b>16,528,623</b>	<b>14,062,899</b>	<b>5,388,674</b>	<b>2,923,645</b>	<b>4,120,945</b>	<b>5,124,187</b>	<b>4,911,230</b>	<b>19,505,774</b>	<b>72,565,977</b>
9	Less Projected Project Cash Outlay			(10,081,262)	(13,811,601)	(4,572,956)	(930,725)	(650,000)	(2,076,000)	(570,000)	(15,512,000)	(48,204,544)
10	<b>Cash Balance - Ending</b>			<b>6,447,361</b>	<b>251,298</b>	<b>815,718</b>	<b>1,992,920</b>	<b>3,470,945</b>	<b>3,048,187</b>	<b>4,341,230</b>	<b>3,993,774</b>	<b>24,361,433</b>
11	<b>Projects</b>											
12	Fire Engine Replacement	SC Fire & EMS	COR	178,466	617,354	550,000	430,000	570,000	450,000	570,000	-	3,365,820
13	Supervisor of Elections Records/Equipment Storage Bldg	Bushnell	COR	-	-	-	-	80,000	1,626,000	-	-	1,706,000
14	SCBA Replacement	SC Fire & EMS	COR	-	-	630,000	-	-	-	-	-	630,000
15	Lake Panasofkee ADA Improvements	County	COR	-	-	153,000	-	-	-	-	-	153,000
16	Lake Okahumpka Walking Path/Vehicle Access/ADA	County	TDT	-	-	116,000	-	-	-	-	-	116,000
17	Aerial Apparatus - Fire	SC Fire & EMS	COR	-	\$850,000	-	-	-	-	-	-	850,000
18	Mosquito Control Fish Pond	Bushnell	COR	-	\$50,777	-	-	-	-	-	-	50,777
19	ADA Voting Equipment	Supervisor of Elections	COR	-	\$660,003	262,080	500,725	-	-	-	-	1,422,808
20	Sheriff's Helicopter Hangar and Pad	Sheriff	COR	-	68,560	427,000	-	-	-	-	-	495,560
21	New Fire Station #11 (includes equipment)	Bushnell	COR	3,500	\$800,000	2,329,876	-	-	-	-	-	3,133,376
22	LifePak Project	SC Fire & EMS	COR	169,500	\$105,000	105,000	-	-	-	-	-	379,500
23	Judicial Building Renovation	Bushnell	COR/Court Funds	2,196,187	\$3,744,454	-	-	-	-	-	-	5,940,641
24	Sumter Fairgrounds Improvement/Cow Palace	Webster	TDT	1,612,439	\$2,892,063	-	-	-	-	-	-	4,504,502
25	North WW Fire Station	Replace Royal & Oxford	COR	1,198,544	\$1,223,922	-	-	-	-	-	-	2,422,466
26	Belvedere Library Expansion	The Villages	COR	1,188,935	\$484,066	-	-	-	-	-	-	1,673,001
27	New SW Sumter Fire Station	Replace Croom & Tri-County	COR	1,071,272	\$1,145,456	-	-	-	-	-	-	2,216,728
28	Tourism Wayfinding Signage	County-wide	TDT (150K)	78,874	\$224,955	-	-	-	-	-	-	303,829
29	Clerk of Circuit Courts Records Building	Bushnell	COR	27,223	\$688,800	-	-	-	-	-	-	716,023
30	Facilities Maintenance Building	Bushnell	COR	18,827	\$186,191	-	-	-	-	-	-	205,018
31	North Sumter Co Public Safety Building - FY 15/16 Fund 307	Wildwood	COR	12,100	\$35,000	-	-	-	-	-	-	47,100
32	South Sumter Co Public Safety Building - FY 15/16 Fund 307	Bushnell	COR	5,300	\$35,000	-	-	-	-	-	-	40,300
33	Fairgrounds Infrastructure	Webster	COR	575,559	-	-	-	-	-	-	-	575,559
34	Historic Courthouse	Bushnell	COR/Court Funds	420,590	-	-	-	-	-	-	-	420,590
35	Fairgrounds Improvements	Webster	COR	279,762	-	-	-	-	-	-	-	279,762
36	PW North Annex		COR	237,193	-	-	-	-	-	-	-	237,193
37	Webster Library	Webster	COR	186,671	-	-	-	-	-	-	-	186,671
38	Lake Pan Library and Joint Parking	Lake Pan	COR	182,695	-	-	-	-	-	-	-	182,695
39	Lake Pan Fire Station	Lake Pan	COR	167,691	-	-	-	-	-	-	-	167,691
40	Webster Fire Station	SC Fire & EMS	COR	164,750	-	-	-	-	-	-	-	164,750
41	Bushnell Fire Station #11 - Land	Bushnell	COR	54,679	-	-	-	-	-	-	-	54,679
42	Skateboard, Walking Trail, Handball Court concrete	Parks	COR	25,734	-	-	-	-	-	-	-	25,734
43	Tourism Website	County	COR	21,428	-	-	-	-	-	-	-	21,428
44	Wildwood Health Department ADA Upgrades		COR	3,343	-	-	-	-	-	-	-	3,343
45	Fire & EMS Training Facility	Bushnell	COR	-	-	-	-	-	-	-	4,362,000	4,362,000
46	Special Hazards Operations Vehicles	SC Fire & EMS	COR	-	-	-	-	-	-	-	650,000	650,000
47	Overall Courthouse Expansion	Bushnell	COR	-	-	-	-	-	-	-	8,000,000	8,000,000
48	Jail Pod Expansion	Bushnell	COR	-	-	-	-	-	-	-	2,500,000	2,500,000
49	<b>Total Expenditures</b>			<b>10,081,262</b>	<b>13,811,601</b>	<b>4,572,956</b>	<b>930,725</b>	<b>650,000</b>	<b>2,076,000</b>	<b>570,000</b>	<b>15,512,000</b>	<b>48,204,544</b>

**Sumter County Capital Improvement Plan  
Fund 307 Bond 2015B Construction Fund**

	<b>Project Description</b>	<b>Location</b>	<b>Revenue Source</b>	<b>Projected 2014-15</b>	<b>Projected 2015-16</b>	<b>Projected 2016-17</b>	<b>Projected 2017-18</b>	<b>Projected 2018-19</b>	<b>Projected 2019-20</b>	<b>Future Years to FY35</b>	<b>Total Project Cost</b>
1	<b>Cash Balance - Beginning</b>				24,400,000	17,483,333	2,900,000	-	-		44,783,333
2	Transfer Fm General Fund				-	-	-	-	-		-
3	Bond Proceeds			25,000,000	-	-	152,436	-	-	-	25,152,436
<b>4</b>	<b>Total Cash Available</b>			<b>25,000,000</b>	<b>24,400,000</b>	<b>17,483,333</b>	<b>3,052,436</b>	-	-	-	<b>69,935,769</b>
5	Less Projected Project			(\$600,000)	(6,916,667)	(14,583,333)	(3,052,436)	-	-		(25,152,436)
<b>6</b>	<b>Cash Balance - Ending</b>			<b>24,400,000</b>	<b>17,483,333</b>	<b>2,900,000</b>	-	-	-	-	<b>44,783,333</b>
7	<b>Projects</b>										
8	North Sumter Co Public Safety Building	Wildwood	Financing	\$450,000	4,841,667	9,958,333	1,750,000	-	-	-	\$17,000,000
9	South Sumter Co Public Safety Building	Bushnell	Financing	\$150,000	2,075,000	3,625,000	\$302,436			-	\$6,152,436
10	Equipment		Financing	-	-	1,000,000	1,000,000				2,000,000
<b>11</b>	<b>Total Expenditures</b>			<b>\$600,000</b>	<b>6,916,667</b>	<b>14,583,333</b>	<b>3,052,436</b>	-	-	-	<b>\$25,152,436</b>