


Board of County Commissioners

Sumter County, Florida

7375 Powell Road • Wildwood, FL 34785 • Phone (352) 689-4400 • FAX: (352) 689-4401
Website: <http://sumtercountyfl.gov>



September 22, 2014

Chairman Al Butler
Vice Chairman Don Hahnfeldt
2nd Vice Chairman Garry Breeden
Commissioner Doug Gilpin
Commissioner Don Burgess

Reference: Fiscal Year 2014/2015 Final Budget

Honorable Chairman, Vice Chairmen and Commissioners:

In accordance with the provisions of Chapters 129 and 200 of the Florida Statutes that govern the budget process, the balanced final budget for Sumter County for Fiscal Year 2014/2015 (FY 14/15), based on property values certified by the Property Appraiser on July 1, 2014 and internal estimates provided by staff, is hereby submitted for your review and consideration.

The budget has been prepared diligently in order to continue Sumter County's exceptional delivery of customer service in the most cost efficient manner.

The budget is also prepared to meet the adopted Sumter County Financial Policies. Specifically in reference to the General Financial Goals it:

- Maintains the financial viability of the County in order to provide adequate levels of county services to the customers.
- Maintains financial flexibility in order to continually adapt to local, regional, state, economic, statutory, and demographic changes.
- Maintains and enhances public infrastructure in order to provide for the health, safety and welfare of the County's citizens.
- Meets the test of all of the comparative analysis of the growth indexes to the growth of the expenditures of the General Fund (less grants, Reserve for Contingencies and Reserve for Cash Balance Forward). Budgeted General Fund expenditures are proposed to increase by 7.46% over the Fiscal Year 13/14 amended budget.

Al Butler, Dist 1
Chairman
(352) 689-4400
7375 Powell Road
Wildwood, FL 34785

Doug Gilpin, Dist 2
(352) 689-4400
7375 Powell Road
Wildwood, FL 34785

Don Burgess, Dist 3
(352) 689-4400
7375 Powell Road
Wildwood, FL 34785

Garry Breeden, Dist 4
Second Vice Chairman
(352) 689-4400
7375 Powell Road
Wildwood, FL 34785

Don Hahnfeldt, Dist 5
Vice Chairman
(352) 689-4400
7375 Powell Road
Wildwood, FL 34785

Bradley S. Arnold,
County Administrator
(352) 689-4400
7375 Powell Road
Wildwood, FL 34785

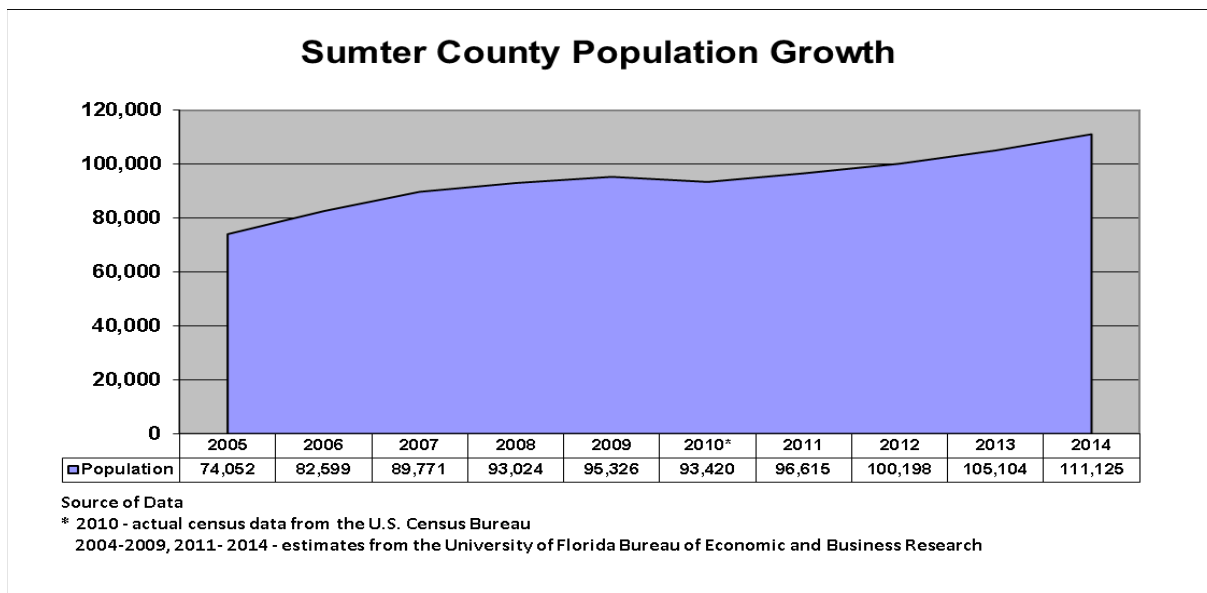
Gloria R. Hayward, Clerk & Auditor
(352) 569-6600
215 East McCollum Avenue
Bushnell, FL 33513

County Attorney
The Hogan Law Firm
Post Office Box 485
Brooksville, Florida 34605

- Sumter County Population Change 2013/2014 (5.7% : 7.46%)
Population Source – April 2014 estimate from the Bureau of Economic & Business Research (BEBR) at the University of Florida.
- Consumer Price Index (CPI) which is viewed as:
 - CPI-W – July 2014 (1.9% : 7.46%)
 - CPI-U – July 2014 (2.0% : 7.46%)
(Source – U.S. Bureau of Labor Statistics – Unadjusted 12-months ended July 2014)
- Per capita Florida personal income 2013 (1.7% : 7.46%)
(Source – U.S. Department of Commerce, Bureau of Economic Analysis)

The proposed expenditure growth in the General Fund exceeds all of the growth indices which is a significant variation from previous budget years. The significant growth in General Fund expenditures is related to expanding Fire & EMS Services in both the Sumter and The Villages Fire Districts, expansion of the Sheriff’s Office, and the relocation of expenditures associated with stormwater and vehicle/equipment maintenance that were partially or fully funded in the County Transportation Trust Fund. The increase in the General Fund is also associated with the Reserve for Cash Balance Forward (RCBF) being fully funded for the first time in decades.

Sumter County continues to outpace the growth and property value stability of our neighboring counties and the majority of counties in Florida.



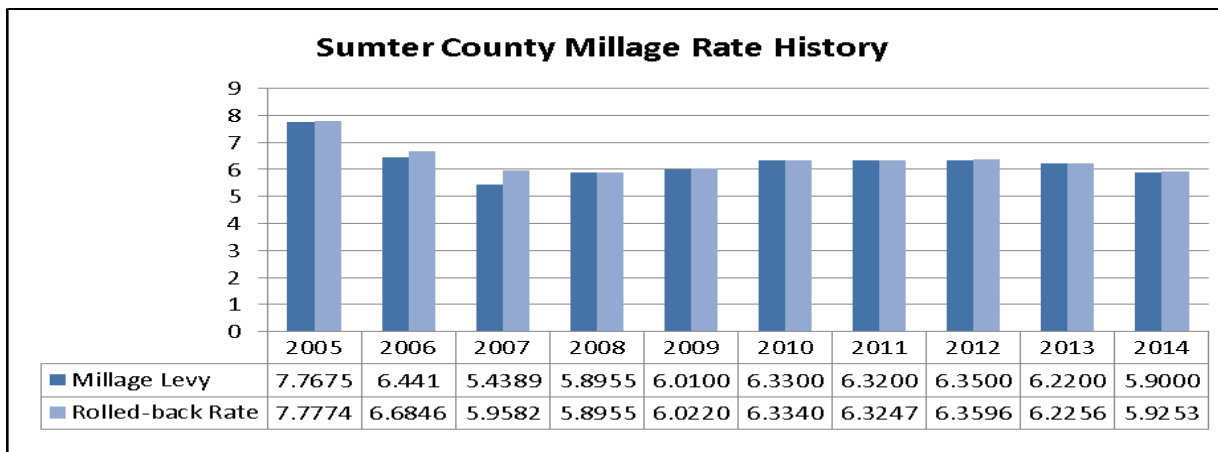
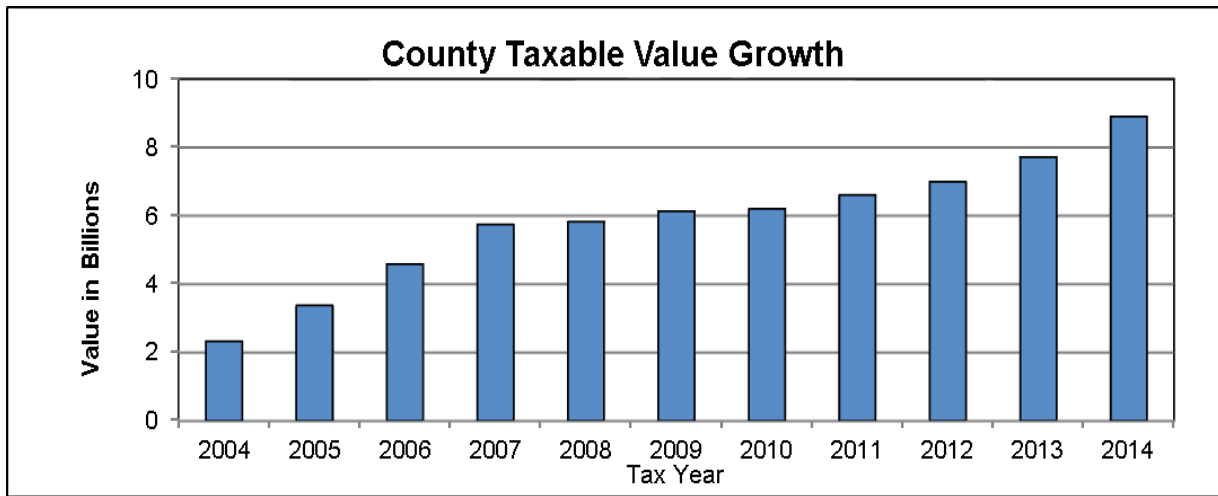
The final budget provides for the continuation of capital construction projects and increases in service levels. Increases in services are associated with the following:

- Sheriff’s Office – the recent addition of a School Resource Officer for the Sumter Elementary Schools and the completion of the required staffing for the build-out of The Villages consisting of an additional ten patrol deputies, one K-9 patrol deputy, and one lead dispatcher.
- The Villages Fire District – adding three firefighter/paramedic positions at the existing stations to meet the growth demand through build-out of The Villages and to maintain response times.
- Sumter County Fire District – adding three additional Battalion Chiefs, nine additional Lieutenants (Station Officers), and fifteen firefighter positions for the purposes of staffing the new North Wildwood Fire Station, the new Southwest Bushnell Fire Station, and increasing the number of

responders from two persons per shift per station to three persons per shift per station. These increases will aid in maintaining and/or lowering response times.

- Library – increased technology services and materials along with increased space associated with the completion of the Belvedere Branch Library expansion and the proposed expansion of the Pinellas Plaza Branch Library.
- Completing the last of the Americans with Disabilities compliance renovations for the County’s existing buildings.
- A new but necessary focus on maintenance and repair of the County’s stormwater system with an emphasis on investigating and repairing piping in The Villages prior to pavement preservation or rehabilitation work.
- Establishment of rights-of-way via right-of-way maintenance maps for prescriptive easement roads prior to pavement preservation or rehabilitation work.

The recommended millage rate of 5.9000 is below the rolled-back rate, constituting a legally defined tax reduction. This will be the tenth year in a row the County has been able to prepare a budget at or below the projected rolled-back rate and thereby meeting the legal test of no tax increase. Due to the fiscal responsibility Sumter County has shown in recent years, as well as the continued growth due to the residential and commercial construction focused in or around The Villages, service levels are increasing to meet the demand of the influx of residents. Increases in existing taxable property values afforded Sumter County the opportunity to reduce the millage rate set last year; in addition, new taxable property added to the tax base, coupled with continued reductions of recurring expenditures, dominated by privatization and outsourcing actions, allow for continued increases in levels of service. The Truth in Millage (TRIM) legislation allows a simple majority to approve the rolled-back rate or the proposed reduction below the rolled-back rate.



The budget increase/decrease by fund type is outlined below:

	FY 13/14 Amended Budget*	FY 14/15 Tentative Budget	Increase/ Decrease	Dollar Change Inc (Dec)
General Fund	92,526,682	99,426,194	7.46%	6,899,512
Special Revenue Funds	69,046,958	56,895,822	-17.60%	(12,151,136)
Debt Service Fund	7,658,259	7,631,184	-0.35%	(27,075)
Capital Projects Funds	16,414,696	8,095,133	-50.68%	(8,319,563)
Internal Services Funds	11,832,090	11,017,469	-6.88%	(814,621)
Total of All Funds	197,478,685	183,065,802	-7.30%	(14,412,883)

*As of July 31, 2014

Includes Budgeted Reserves

GENERAL FUND

Revenue sources, tax supported and non-tax supported, fund Sumter County and the following assumptions were used to forecast revenue:

Demographic Assumption

Current projections estimate the construction of new homes continuing to increase with County population increasing an average of 5,000 persons per year from 2015 to 2017 with only 2,000 persons per year from 2017 to 2020 to account for the build out of The Villages residential construction in 2016. The County's senior population continues to grow with the continued development of The Villages retirement community through 2017.

Using moderate economic and demographic assumptions to develop fiscal projections does not mean that all possible factors have been considered. It is likely that unanticipated events will affect long-term projections of revenues or expenditures in the future. Although it is hard to quantify potential factors, the following scenarios are considered in County budget preparation process:

- Changes in the level of local economic activity,
- Federal economic and workforce changes,
- State tax and expenditure policies,
- Federal and State mandates requiring local expenditures (Medicaid, Juvenile Justice, etc.),
- Changes in financial markets,
- Major demographic changes.

Policy Assumptions

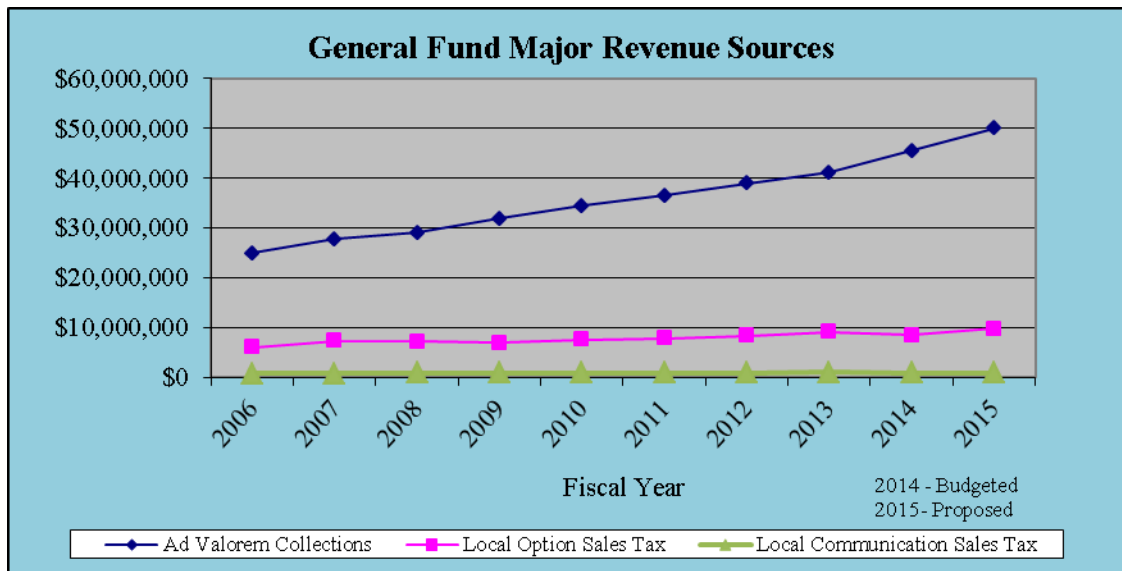
Revenue resource estimates presented are aligned with recommended Financial Policies of the Sumter County Board of County Commissioners for FY 14/15. Even though it is anticipated that these policies will be effective throughout the five-year budget period, subsequent Board actions, State laws, budgetary changes, actual economic conditions, and revised revenue projections may result in policy changes in later years.

Economic Assumptions

Revenue projections depend on the current and projected indicators of national, regional, and local economic conditions. Such indicators include short-term interest rates, stock market fluctuations, employment rates, residential and industrial construction, housing and retail sales, and inflation. Revised assumptions for each of these indicators will impact revenue projections over the five-year budget period.

Economic projections for Sumter County over the five-year budget period assume sustainable growth created by the continued construction of residential and commercial property as new developments begin construction once the The Villages retirement community completes its final phase of residential construction in 2016.

The General Fund has one hundred and twenty-five (125) potential revenue sources. The largest single revenue source is derived from property taxes (Ad Valorem). The other revenue sources include local option sales tax, intergovernmental transfers, charges for services, and other sources. The total projected General Fund Revenue for FY 14/15 is \$99,426,194, an increase of \$6,899,512 from the FY 13/14 amended budget. The final budget for FY 14/15 is balanced using the unreserved fund balance (cash balance forward) of \$22,100,295 which is \$881,974 less than the amended FY 13/14 budget. It should also be noted that the cash balance forward cannot be considered a recurring revenue source. The 2014 proposed Ad Valorem levy accounts for \$50,006,455 (50.3%) of all General Fund Revenue.



Projected Expenditures

The Sumter County Financial Policies are specific regarding the budgeting of the Reserve for Contingencies (RFC) and the Reserve for Cash Balance Forward (RCBF). The final FY 14/15 budget has the Reserve for Contingencies set at \$4,046,446 or 5.00% of the General Fund Operating Budget, the minimum allowed by the County's financial policies. The basis for maintaining the Reserve for Contingencies is to provide funds for unforeseen circumstances such as weather events.

A separate reserve for economic development incentives in the amount of \$300,000 is maintained to fund Sumter County's scheduled economic development incentives.

Governmental Accounting Standards Board (GASB) Statement 45 requires the Other Post-Employment Benefits (OPEB) net obligation valuation be updated every two years. A valuation was completed September 30, 2013. The September 30, 2013 long-term liability related to OPEB was: Existing Retirees -

\$4,705,915; Sheriff - \$4,042,590; BOCC - \$2,072,014; Clerk of Circuit Court - \$698,348; Property Appraiser - \$435,933; Tax Collector - \$336,064; and Supervisor of Elections - \$237,657. Post-employment healthcare benefits are the most common form of OPEB. Funding of OPEB is not required; however, the BOCC provided some mitigation by eliminating the insurance premium subsidy at retirement for all new personnel hired after September 30, 2009, regardless of retirement date. The BOCC also established a separate reserve for OPEB as an increase beyond the “pay as you go” mitigation of the liability. The amount of this reserve increased \$34,094 from FY 13/14 to the proposed \$380,000 which is 3.03% of the total OPEB liability.

The Sumter County Financial Policies require a minimum of two (2) months cash flow (16.67% of the General Operating Budget) in the area of the RCBF for each fiscal year. The policy provides for an incremental recovery to achieve this amount by requiring a minimum increase of 0.50% of the RCBF per year until the requirement is reached. This is the course taken in each of the recent past fiscal years. The RCBF for the Adopted FY 13/14 Budget was \$11,595,462 (via formula [RCBF/ (General Fund Total Operating Expenditures – RCBF – Reserve for Contingencies)] or 16.37%; 1.96 months of cash flow. Based on projected FY 14/15 expenditures, the proposed RCBF for FY 14/15 of \$13,490,848 (16.67%; 2.0 months of cash flow) meets the minimum requirements of the Sumter County Financial Policies. The secondary benefit of increasing the RCBF is to reduce the fluctuation due to and reliance on Cash Balance Forward as a one-time operating revenue source proposed for FY 14/15 as \$22,100,295.

A Cost of Living Allowance (COLA) increase is included in the amount of \$555,739 for employees of the BOCC and Constitutional Officers. Due to efforts by the BOCC in reducing its operations through re-organization, privatizing, and outsourcing services, sufficient funding is available to provide the desired goal of 1.5% increase to employees. This provides full funding per the Sumter County Financial Policies regarding funding of COLA increases for employees.

A Pay and Classification Study is recommended to be completed every three years and in FY 13/14 one was completed for the BOCC, the Tax Collector, and the Supervisor of Elections. The purpose of only including two of the five Constitutional Officers is due to their agreement to consolidate their employee services with that of the BOCC. The study found certain positions were below market and that overall the BOCC, Tax Collector, and Supervisor of Elections systems were under market at the minimum of ranges by 3.4%, at the mid point by 2.1%, and at the maximum by 1.2%. An analysis of all BOCC positions was performed based on the current salary ranges as compared to the market study recommendations. Based on this comprehensive analysis, it is recommended that as of October 1, 2014, all BOCC, Supervisor of Elections, and Tax Collector employee salaries be increased by an additional 1.5%. This additional increase is partially offset by savings realized from modifications to the PTO Policy as noted in items 3-5 below:

Employee benefit changes for implementation effective October 1, 2014:

1. The elimination of the one year retiree subsidy is included in the FY 14/15 budget that prepared retirees for the premium schedule approved by the BOCC in 2013. This change created an equitable plan for all participants (active and retiree).
2. Sumter County BOCC provides an Education Assistance Reimbursement Program (EARP) annual allowance of \$2,000 for employees who successfully complete approved courses of instruction. This reimbursement is available to employees who are seeking to obtain an associate’s, bachelor’s, or master’s or doctorate degree. The EARP is a valuable benefit and allows employees to expand their knowledge and skills. There are 59 proposed position classifications in the BOCC for FY 14/15; of these, 24 require degrees and 4 reference a preference of an associate’s, bachelor’s, or master’s degree. A recommendation is being made to increase the allowance to \$3,403 for those seeking an Associate or Bachelor Degree. This will provide for increasing tuition costs and alignment with the Sumter County Sheriff’s Office current reimbursement level. The reimbursement amount for a Master’s or Doctorate’s degree will remain at \$2,000 per employee annually.

3. Effective June 1, 2014, for all new employees hired on or after this date, the PTO accrual rates and the maximum annual carry-over of unused accrued PTO hours were reduced approximately 23% beyond reductions for existing employees effective January 1, 2015.
4. Effective January 1, 2015, for all existing employees, the maximum annual carry-over of unused accrued PTO hours is being reduced by 20-40% depending on employee years of service.
5. Effective October 1, 2014, the PTO Sell-Back hours will be increased from 80 to 120 for 40 hour per week employees and from 112 to 168 for 56 hour per week employees.

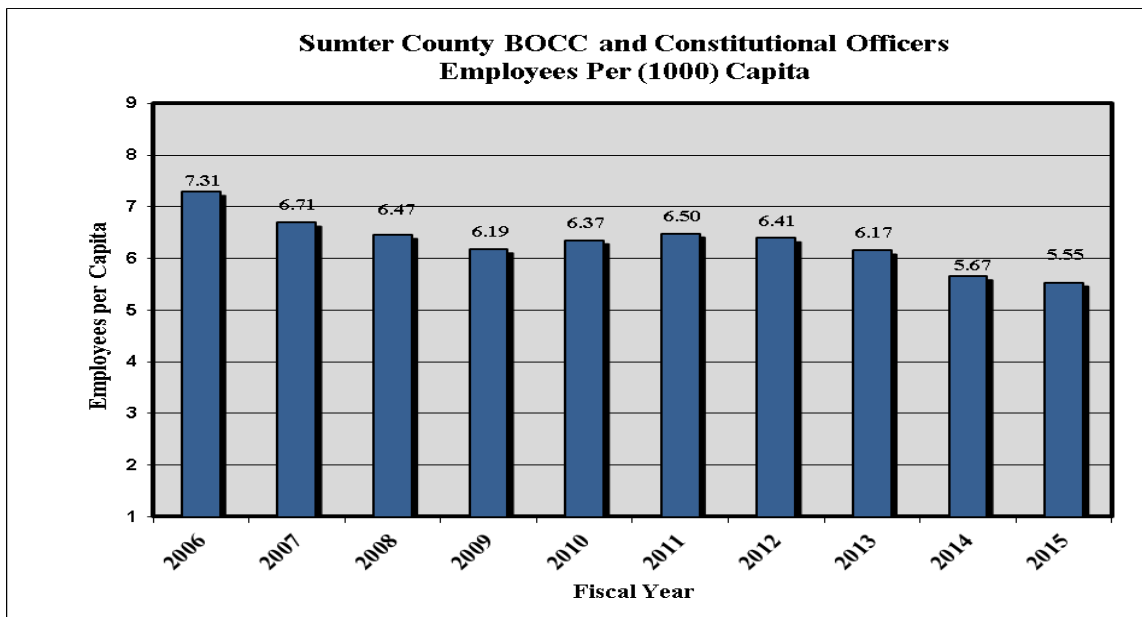
THE REMAINING PORTION OF THIS PAGE IS INTENTIONALLY BLANK

During the budget process, departments were asked to justify their proposed expenditures. The budget contained herein provides a 5-year operational budget (Proforma), a summary comparison to FY 14/15; and a detailed line item budget. These details include the salary and benefit information for each BOCC employee for transparency purposes with the public. A 5-year Capital Improvement Plan/Budget is also provided. The three main expenditure components of the proposed budget are Personnel, Operations and Capital. Significant changes in these components for funds, including the General Fund, are outlined under the respective heading.

Personnel

The single largest operational expenditure in a local government’s budget is its personnel, which includes employee salaries and benefits. Excluding the Constitutional Officers, the total FY 14/15 budget includes 209 BOCC (189 full-time, 20 part-time) positions. Comparing FY 14/15 funds to that of the adopted FY 13/14 funds, there is a net increase of thirteen (13) positions for the BOCC and a net increase of twelve (12) positions for the Sheriff’s Office.

Sumter County Employee per 1,000 persons of population (per capita) per year comparison remains below the 2006 benchmark of 7.31 employees per capita.



The following position changes (elimination of positions, addition of positions, and pay range changes, both increases/decreases) are noted for FY 14/15:

BOCC - Sumter County Economic Development

The Economic Development Coordinator position was demonstrated in the Evergreen Pay and Classification Study as significantly below market. The recommend change in salary is included to match the correction noted in the study.

BOCC - Emergency Management Department

During FY 13/14, the reclassification of the Staff Assistant III position to an Administrative Professional position occurred. This position was reassigned to the Public Works Division – Engineering. Due to this shift and the recognition that a more focused Emergency Management support position was needed, the Emergency Management Technician position is proposed for FY 14/15.

BOCC - Library and Administrative Services Department

Following the outsourcing of Library Services to Library Systems & Services, LLC (LSSI), the Library Single Administrative Head (LSAH) position remained to manage the LSSI contract. Due to the success of LSSI's provision of services, additional capacity was available with the LSAH. Additional duties were assigned to the LSAH in FY 13/14 that are consistent with the skills of the position including the management of the tourism website, the BOCC website, and the Administrative Services Department that is proposed to consist of four Administrative Professional positions and a Courier position providing support to all BOCC open records request, managing all general incoming calls to divisions, BOCC meeting agenda and meeting room preparations, BOCC room/building/equipment use reservations (includes Parks), oversight of records management for the BOCC, and movement of materials between County facilities. Additional compensation to the LSAH is provided in the FY 14/15 budget for these additional responsibilities.

BOCC - Support Services Division

Administrative Services

During FY 13/14, the Staff Assistant II and the Staff Assistant III positions were reclassified as Administrative Professional positions with the exception of one Staff Assistant III position that will be eliminated at the end of FY 13/14 via a reduction in force. The Administrative Professional positions were reassigned from the Support Services Division to the Library and Administrative Services Department.

Employee Services Department

During FY 13/14, the Staff Assistant III position was reclassified as an Administrative Professional position. An additional Administrative Professional is included in the FY 14/15 budget via a transfer from the Office of Management & Budget Department (formerly the Financial Services Department).

Office of Management & Budget Department

During FY 13/14, the reclassification of the three Financial Services Support Technicians positions as Administrative Professional positions occurred. One Administrative Professional position was assigned to the Public Works Division in Operations, one was assigned to the Public Works Division in Services, and the remaining Administrative Professional position is proposed to be reassigned to the Employee Services Department effective October 1, 2014. The Staff Accountant position assigned to Public Works was reassigned to the Office of Management & Budget Department. Two Accounting Technician positions were reassigned from Public Works to the Office of Management & Budget Department. In this proposed budget one additional Staff Accountant position is requested to increase the internal auditing functions of the department. Further, two Procurement Specialist positions are also recommended to not only increase the level of service but to also increase the level of support provided to the other departments. An increase in salary to the Support Services Division Director is included in this proposed budget based on the increased responsibilities of contract, grant, requisition, purchase order, internal auditing, and purchasing services for all of the BOCC divisions/departments.

Veteran Services Department

During FY 13/14, the Staff Assistant I position was reclassified as an Administrative Professional position which was not filled when the existing employee retired. The function was contracted utilizing our contracted staff augmentation firm, Source2. With the functions successfully contracted, the Administrative Professional position is proposed for elimination in FY 14/15.

Information Technology Department

During FY 13/14, the IT Systems Administrator and IT Manger positions were eliminated via a reduction in force, thereby eliminating all County positions in this department. Modification of the existing contract with The Villages Technology Solutions Group increased the level of service as well as the depth of resources to meet the continued demands of technology support the BOCC, Tax Collector, Supervisor of Elections Offices, Health Department, and Extension Office.

BOCC - Development Services Division

Building Services Department

The FY 13/14 budget authorized a Code Enforcement position; however, the position was never filled. A determination was made following the adoption of the FY 13/14 budget to contract this work out to an existing building inspection vendor. The FY 14/15 budget eliminates the authorized Code Enforcement position in lieu of the use contracted services.

Planning Department

During FY 13/14, the reclassification of the Planner position to an Assistant Development Services Division Director occurred. After several attempts to fill the position with a qualified individual, the process was abandoned. In lieu of filling the position, a request for qualifications was solicited for planning/engineering firms to respond. A firm was selected and placed under contract to provide the required planning support as well as supplemental staffing support as needed for the entire Development Services Division. During FY 13/14, the Staff Assistant III position was reclassified as an Administrative Professional position which was not filled when the existing employee was transferred to Administrative Services. The function was contracted utilizing our contracted staff augmentation firm, Source2. With the functions successfully contracted, the Administrative Professional position is proposed for elimination in FY 14/15.

BOCC - Sumter County Fire & Emergency Medical Services Division

During FY 13/14, the only Staff Assistant III position was reclassified as an Inventory Technician position, the Staff Assistant II position was reclassified as an Administrative Professional position, and the Inventory Technician III position was reclassified as an Inventory Technician position. With the completion of the North Wildwood Fire Station, the Southwest Bushnell Fire Station, and the need to apply station officers to all of the staffed stations, twenty-seven (27) operational fire personnel are required. Fifteen (15) new firefighters, nine (9) Lieutenants (station officers), and three (3) Battalion Chiefs make up these 27 additional fire and EMS personnel. This increase will provide three full time personnel per shift at each manned station. It also provides for two (2) Battalion Chiefs per shift to cover the County geographical area in a north and south zone concept. The additional personnel will also enable the certification of more advanced life support (ALS) capable units. The Deputy Fire Chief – Administration is proposed an increase in compensation due to the growth of the direct administration of the County's Public Safety Radio System and the administration of all logistic support for the division.

BOCC - Public Works Division

Operations Department

During FY 13/14, several changes to the responsibilities occurred in the Operations Department. Transit Services, Mosquito Control, Parks, and Facilities Maintenance transitioned to the Services Department of Public Works and the full outsourcing, via the Source2 contract, occurred in the Solid Waste Operations following the reduction in force of two Equipment Operator II positions and a Senior Equipment Operator position. These significant shifts of responsibility were made to increase the quality of time spent to improve the efficiency, training, and planning of the remaining services. Two Staff Assistant III positions were reclassified as Administrative Professional positions to support this department. Several reclassifications occurred including the Sign Shop Technician position to Inventory Technician position, the Inventory Technician II and Inventory Technician III positions to Inventory Technician, Equipment Operator I and Equipment Operator II positions to Equipment Operator positions. The FY 13/14 Traffic Technician positions for the North Public Works Annex operations were never filled in lieu of contract employees via the Source2 contract; therefore, two of the Traffic Technician positions are proposed to be eliminated. Two Maintenance Worker positions are proposed to be eliminated, again, due to the successful use of contract employees via the Source2 contract.

Services Department

During FY 13/14, Transit, Mosquito Control, Parks, and Facilities Maintenance were transferred to this department concurrent with the transfer of Veteran Services to the Support Services Division. Within Transit Services, the Contract Support Specialist was reclassified as an Administrative Professional position and the Transit Contract Manager position was determined to be unnecessary based on the success of the outsourced transit operations and re-focus of the core service provided by transit. Due to the increased responsibilities noted above, along with the administration of the tourist development administration of County infrastructure and tourism event activities, there is additional compensation proposed for the Assistant Public Works Director for Services. Animal Services was a focal point of the Evergreen Pay and Classification Study with changes recommended to the non-administrative staff of this operation. Likewise, Mosquito Control Technicians were shown to be at a lower pay grade from a comparative analysis and are proposed to be adjusted accordingly. An Administrative Professional position that is shared by both Mosquito Control and Parks is proposed to be eliminated via a reduction in force. Parks will be subordinate to Facilities Maintenance for the purpose of transforming the Park Technicians to contract management as accomplished with the Maintenance Technicians in Facilities Maintenance. One Staff Assistant II and three Staff Assistant III positions were reclassified as Administrative Professional positions for a total of five Administrative Professional positions assigned to this department.

Engineering Department

The Staff Engineer-Stormwater position was shown to be significantly below market in the Evergreen Pay and Classification Study and the proposed budget provides for the correction. With the successful use of contracted construction management firms and the reduction in the number of County buildings immediately in need of major renovation or new construction, the Project Manager position in Facilities Development is proposed to be eliminated. Two Staff Assistant III positions were reclassified as Administrative Professional positions. The two Engineering Technician positions were re-titled as Construction QA/QC Coordinator positions to better reflect the contract management responsibilities.

Sheriff's Office

Due to the continued growth of The Villages in Sumter County and its eventual residential build-out in 2016, the Sheriff's Office requested an additional eleven (11) Deputy positions (Road, Traffic, K-9, Detective) and one Lead Dispatcher position. During FY 13/14, an additional School Resource Officer was approved to provide more active support to providing protection to the Sumter County Elementary Schools. It is important to note that eight (8) positions are contracted to the provision of police services in the City of Bushnell. Further, it should be noted that the majority of planned growth beyond 2016 will be in the City of Wildwood, which places the burden of additional law enforcement on the City of Wildwood rather than the Sheriff's Office as it relates to patrol and primary response.

Tax Collector

Due to the increased customer base and expanded services at the three Tax Collector offices, during FY 13/14 the Tax Collector added a Customer Service Specialist position and a Customer Service Specialist part-time position. Based on the needs of the operation an Office Manager position was reclassified to a Customer Service Specialist position. Also, the two part-time Customer Service Specialist positions were filled by contract employees via the Source2 contract therefore, the two Customer Service Specialist (part-time) positions are proposed for elimination for FY 14/15. To provide for redundancy in staffing, a Customer Service Specialist position was reclassified to a Staff Accountant position in FY 13/14.

Operations

Inter-Agency Operations

For the past several years and to date, the BOCC encourages the Constitutional Officers to take the opportunity to consolidate County services in order to streamline processes and save taxpayer dollars. Prior to FY 13/14, the BOCC entered into a Memoranda of Understanding for Employee Services and Information Technology functions with the Supervisor of Elections and Tax Collector. During FY 13/14, the Tax Collector, Supervisor of Elections, and the Sumter County Industrial Authority all entered into a Memorandum of Understanding for the shared services of the County Attorney. To date the Sheriff's Office, Clerk of Circuit Court, and Property Appraiser have not expressed interest in considering the BOCC provision of these aforementioned support services.

Sheriff's Office

The Sheriff's Office expenditure budget is \$24,924,632; an increase of \$766,061 (3.2%) from FY 13/14.

Sumter Fire District

The Sumter Fire expenditure budget is \$7,069,471; an increase of \$2,198,949 (45.1%) from FY 13/14. The FY 14/15 assessment rate is proposed to increase from \$106.00 to \$124.00 per year per improved parcel to defray the impact to other General Fund revenue sources. The purpose of the increase is to fairly account for significant benefits the properties in the non-Villages area are and will receive, and to reduce the ad valorem burden Countywide for this service. The increase of \$18.00 per improved parcel per year will yield the additional revenue amount of approximately \$324,000 for FY 14/15.

Villages Public Safety Fire District

The Villages Public Safety Fire District expenditure budget is \$7,260,907. This is an increase of \$1,100,891 (17.9%) over FY 13/14. The FY 14/15 assessment rate is not proposed to increase from its current \$81.00 per year per improved parcel. The increased number of improved parcels aided in the increased revenue from this source to offset the increase in additional staffing for the two newest stations in The Villages. Following the completion of the residential build-out of The Villages in 2016, the BOCC should consider indexing an increase to the assessment rate within The Villages Public Safety Fire District to maintain the level of service of its operations.

Stormwater

As part of the Engineering Department of Public Works, the operations expenditures proposed for FY 14/15 are increasing to meet the maintenance demands of the canals, pipes, and other conveyance and treatment processes for stormwater. Sumter County received approval for delayed compliance with the Clean Water Act requirements promulgated through the National Pollutant Discharge Elimination System (NPDES). The increases in funding are for investigating and repairing failing piping or removing obstructions to flow in canals and other conveyance systems. The investigation and piping repair work is imperative in advance of preservation or rehabilitation work associated with the pavement management program instituted by the BOCC.

Facilities and Parks Services

The last of the Americans with Disabilities Act upgrades are included in this budget following three years of work to accomplish this goal. Projects commencing and planned for completion within FY 13/14 are the Sumterville community building and associated park and the renovation of the Public Works building. The remaining projects in FY 14/15 include the Shop, the Facilities Maintenance building (these upgrades will occur concurrent with transforming this building into the Fire & EMS Division Logistics Facility), the Guardian Ad Litem building, the Croom-A-Coochee Park, the Royal Park and associated buildings, the Wahoo Park and associated buildings, and finally the Bushnell Health Department building. An additional renovation project will be associated with the internal expansion of the Pinellas Plaza Branch Library to reduce the size of the library headquarters area due to the more efficient use of space by the contracted operator, LSSI, to provide more computer and material space for the customers.

Library

The Sumter County Library System is proposed to have increased levels of service due to the additional funding for technology upgrades in the FY 14/15 budget which will specifically entail digital magazines subscriptions and technology for learning. Other increases in services include the expansion of the popular Book-A-Librarian at the Belvedere and Pinellas Branches, the integration of the Interlibrary Loan Service program into the contract with the operator to reduce the down time associated with college breaks as administered presently by Lake-Sumter State College, and the additional staffing for both the expansion of the Belvedere Branch under construction now and the planned internal expansion of the Pinellas Plaza Branch.

Information Technology

The significant project for FY 14/15 is the development and use of a new datacenter in Sumter County in order to increase the speed of service to County operations and to provide redundancy to the existing datacenter located in Lakeland, Florida.

Welfare

F.S. Section 409.915, County Contributions to Medicaid, was amended during the 2013 Legislative Session by SB 1520 which eliminated the monthly billing process and established a fixed, formula-based county Medicaid contribution to be implemented over a seven-year transition period. Each county's individual Medicaid contribution is based on the county's respective share of Medicaid enrollees. For FY 13/14 and FY 14/15, the contribution for all counties was set at \$269.6M and \$277M respectively. For these two fiscal years, individual county contributions were based on what the State actually collected from counties, as a percentage of the total contribution ("percentage share of payments"), during FY 12/13. Sumter County's rate is 0.218% through FY 14/15. Beginning in FY 15/16, the total of each county contribution will grow based on 50% of the growth in State Medicaid expenditures, which are defined as State expenditures used as matching funds for the Federal Medicaid program. During these five years, individual county contributions will transition from being based on the "percentage share of payments" to being based solely on Medicaid enrollment in FY 19/20, using a weighted approach FY 15/16 (80% payment / 20% enrollment based), FY 16/17 (60% payment / 40% enrollment based), FY 17/18 (40% payment / 60% enrollment based), FY 18/19 (20% payment / 80% enrollment based), FY 19/20 (100% enrollment based). The county-by-county fluctuation will be significant during the transition period (FY 15/16 through FY 19/20). Once counties are fully transitioned into a new methodology, annual growth will be more stable among the counties; however, pursuant to the Florida Statutes, data used to calculate the individual county percentages would be reassessed annually. It is projected that Sumter County's liability will increase an average of 7.5% to 9.08% per year with the annual Medicaid cost increasing from the current \$548,000 a year to almost \$900,000 by 2020. Beginning in FY 19/20, the liability will be adjusted by 100% of the change in the State Medicaid expenditures.

Health Department

During FY 13/14, the onset of the Medicaid Reform also impacted the Sumter County Health Department. These impacts included the discontinuance of the direct provision of pediatric care via the transfer of the patients to Langley Health Center. Additional impacts associated with reimbursable rates further reduced the revenue for the provision of other services. The Swim Safe Sumter program has been overwhelmingly successful in the number of children served to reduce the probability of one of the highest causes of death in children under five years of age. The BOCC supported the concept of instituting a mobile dental program and funds are included in FY 14/15 to address dental awareness and treatment for second graders in the Sumter School System. Dental health has a direct correlation to the children's overall health. The program will also provide an assessment of the level of service needed as the awareness and treatment program is provided.

TRANSIT FUND

The Florida Legislature passed sweeping reform of the Medicaid program in 2011, which has impacted Medicaid transportation services provided by the BOCC as the Community Transportation Coordinator (CTC). Transportation is a mandatory Medicaid service previously coordinated by the Agency for Health

Care Administration (AHCA) through a legislated relationship with the Commission for Transportation Disadvantaged (CTD) and its network of CTCs.

Under Medicaid Reform, the CTD is no longer the named coordinator for Medicaid transportation and Health Management Organizations (HMO) has the direct relationship with the State of Florida as the provider of this service. Medicaid reform has created a series of transportation brokers, who contract with the HMOs to provide Medicaid related transportation services. The transportation brokers then contract with transportation providers to supply the transportation. The State of Florida chose our region to be first, which started on May 1, 2014. The BOCC did not enter into contracts with the brokers but did retain its contract with the CTD with the portion of trips they will continue to fund. The following Medicaid recipients will continue to be administered by the Commission for the Transportation Disadvantaged (CTD) and transported by Sumter County Transit: 1. Excluded Population (Children receiving services in a prescribed pediatric extended care center (PPEC), Presumptively Eligible Pregnant Women (PEPW), and Women who are eligible only for breast and cervical cancer services, 2. Voluntary Population (Recipients who have other creditable health care coverage, excluding Medicare, Recipients enrolled in the home and community based services waiver pursuant to Chapter 393 needing transportation to a non-waiver Medicaid compensable service, and recipients waiting for waiver services (Persons with Developmental Disabilities)), and 3. Mandatory Population (Medicaid eligible persons not currently enrolled in a HMO plan, New enrollees in the MMA program have 90 days in which to sign up with a HMO).

With Medicaid reform, Transit will be losing approximately \$130,000 from its annual budget. Medicaid transportation requires no local match. Transit has reduced the amount of annual Medicaid trips from 7,265 to approximately 1,300. Medicaid funding, in FY 13/14, supported approximately 20% of transit services and for FY 14/15 will be less than 7%. The agreement for the Trips and Equipment Grant between Sumter BOCC and the CTD was reduced by 1.51% (\$4,797) for July 1, 2014 - June 30, 2015 from the previous year. The BOCC, as the CTC, is contracted with the CTD through June 30, 2018. As the CTC, the BOCC is eligible to receive approximately 70% of the program's operating costs through grants offered by the CTD and the Florida Department of Transportation (FDOT). The additional service changes by Transit are the elimination of the Saturday circulator route in The Villages as well as the service development grant funded expansion of fixed routes in The Villages. The Saturday and fixed routes in The Villages did not garner sufficient ridership to continue them. The purpose of the grants was to stimulate ridership of fixed routes; however, with the multiple means of transportation in The Villages the concept did not produce a cost effective response to maintain it.

GROUP HEALTH FUND

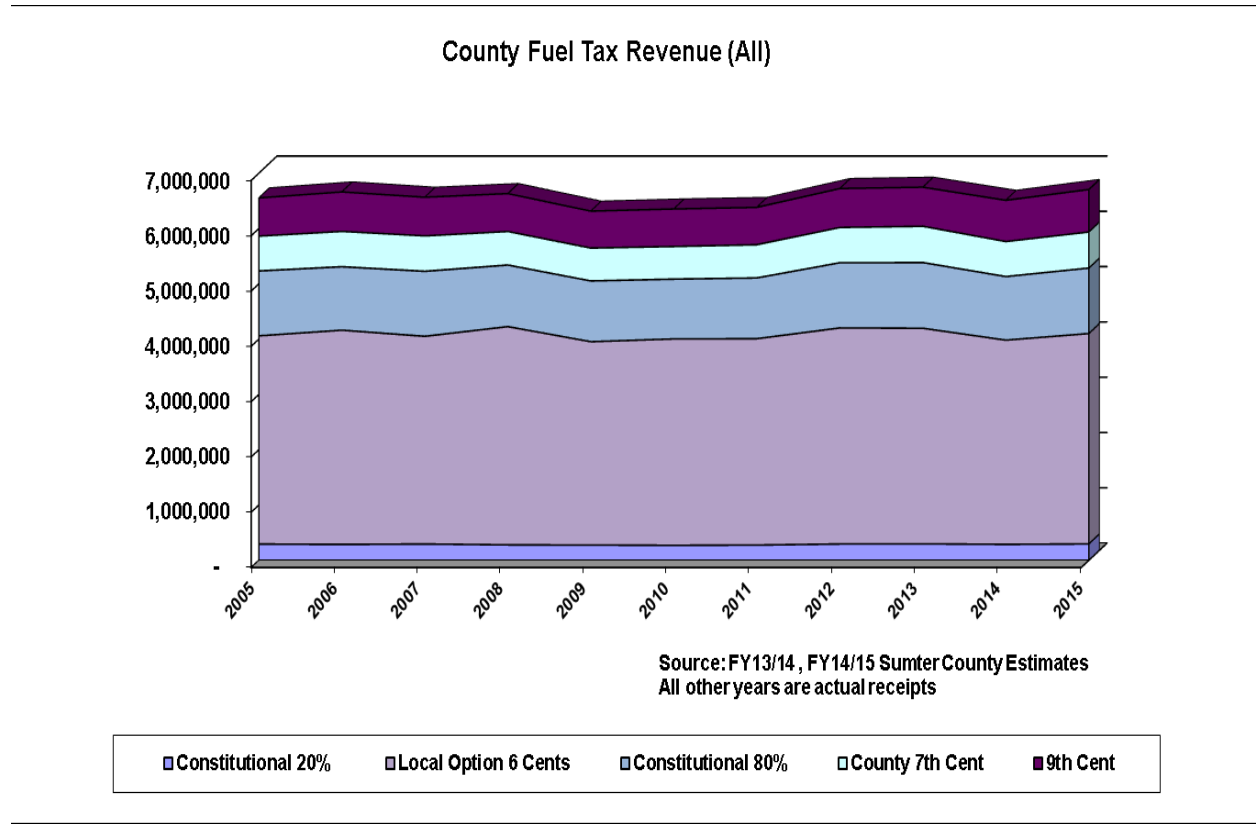
The FY 14/15 budget includes the elimination of the FY 13/14 subsidy provided by the BOCC to prepare retirees for the premium schedule approved by the BOCC. This change created an equitable plan for all participants (active or retiree). Effective October 1, 2014, employees who opt out of the Group Health Plan will receive a waiver of coverage amount of \$1,300 per year to be put into the employee's Flexible Spending Account in January. For retirees who opt out of the Group Health Plan, the \$1,300 waiver of coverage amount will be paid to retirees during the month of January each year and adjusted annually based on continued eligibility.

COURT TECHNOLOGY FUND

This fund receives its major revenue from \$2 per recorded page in the official records of the Clerk of Circuit Court. The fund is intended to support the technology needs of the court (judges) and the offices of Guardian Ad Litem, the State Attorney, and the Public Defender. Fees from the Clerk of Circuit Court are not sufficient to meet demand for technology services. Per Florida Statute 29.008, the BOCC is responsible for supporting Court Technology Fund activities; therefore, in FY 14/15 the Court Technology Fund is being supplemented by the General Fund in the amount of \$131,211.

COUNTY TRANSPORTATION TRUST FUND (CTT)

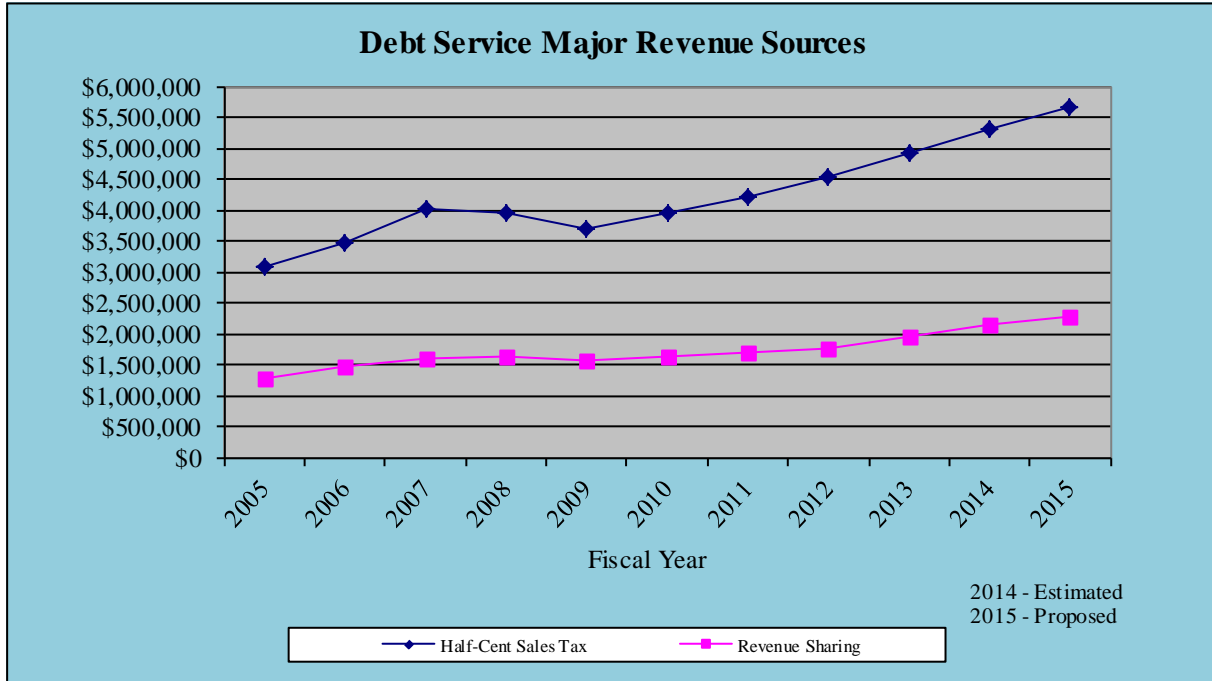
CTT, as noted in the graphic below, has a low growth revenue source from gas taxes. This low growth is due in part to the internal capture ratio of The Villages and the use of more fuel efficient vehicles. To reduce the costs in CTT, those activities not directly associated with the road maintenance were and are proposed (vehicle/equipment maintenance) to be placed in the General Fund. The Secondary Trust Fund (ST) will be focused on funding the pavement management program rather than CTT. All capacity improvements will be focused in the Road Impact Fee Fund. Under the Pavement Management Program, funds are being provided for capital road resurfacing in FY 14/15 in the amount of \$3,794,440.



THE REMAINING PORTION OF THIS PAGE IS INTENTIONALLY BLANK

DEBT SERVICE FUND

Revenues from the half-cent sales tax and state revenue sharing are pledged to cover the 2006 Series Bonds, Hancock Bank 2003 Series Bond Refunding, and SunTrust Capital Lease debt service. After satisfying the debt service payments, surplus funds are transferred to the General Fund in support of operations. Preparations are being made now to refinance the 2006 Series Bonds at their first call opportunity in 2016 to gain a lower interest rate and to consider additional capital financing.



THE REMAINING PORTION OF THIS PAGE IS INTENTIONALLY BLANK

CAPITAL FUNDS

Capital expenditures are found predominantly in the following funds: Capital Outlay Reserve Fund, Bond Construction Fund, Boating Improvement Fund, County Transportation / Secondary Trust Funds, and Road Impact Fee Fund. Two capital funds were eliminated recently: Sumter County Fire Impact Fee (March 27, 2012), and Villages Fire Impact Fee (March 25, 2014).

Capital Outlay Reserve Fund (Fund 305)

Projects in the Capital Outlay Reserve Fund are scheduled in the BOCC Capital Improvement Plan and funded from contributions from the General Fund, Court Improvement Fund, Tourist Development Fund, and other revenue sources.

Project	Location	Project Cost
Judicial Building Renovation	Bushnell	\$2,120,000
Sumter Fairgrounds Improvement	Webster	\$1,028,000
North WW Fire Station	Replace Royal & Oxford	\$434,272
New SW Sumter Fire Station	Replace Croom & Tri-County	\$711,805
New Fire Station #11	Bushnell	\$200,000
Aerial Apparatus - Fire	SC Fire & EMS	\$850,000
LifePak Project	SC Fire & EMS	\$105,000
North Sumter Co Public Safety Building	Wildwood	\$50,000
South Sumter Co Public Safety Building	Bushnell	\$20,000
Facilities Maintenance Building	Bushnell	\$100,000
Clerk of Circuit Courts Records Building	Bushnell	\$300,000
Belvedere Library Expansion	The Villages	\$279,000
Tourism Wayfinding Signage	County-wide	\$220,000
ADA Voting Equipment	Supervisor of Elections	\$660,003
Mosquito Control Fish Pond	Bushnell	\$50,777
	Total FY 2014-2015	\$7,128,857

Road Project Funds

Road Projects are budgeted in the County Transportation Trust (CTT), Secondary Trust (ST), and Road Impact Fee Funds. This budget contains the following significant road projects funded through County Transportation Trust (CTT), Secondary Trust (ST), Small County Outreach Program (SCOP), Small County Resurfacing Program (SCRAP), Road Impact Fees and other grant revenues.

Fund	Project	Description	Project Cost
CTT	CR747 Intersection with C-48	Develop roadway improvements to facilitate vehicular turning movement and roadside safety improvements.	\$40,000
CTT	Unpaved to Paved Road Mgmt.	Resurface county maintained unpaved roadways with pavement treatment throughout the county. Reduce grading maintenance costs associated with placing new limrock and re-grading.	\$500,000
CTT / Secondary Trust	Capital Road Resurfacing Program	Pavement Management includes resurfacing roads with methods to maximize the life cycle and reduce the maintenance costs. Methods include asphalt overlays, micro-surfacing and crack sealing.	\$4,959,494
Secondary Trust	Traffic Management	Intelligent Transportation System	\$100,000
Secondary Trust	C-476 Safety Improvements	The limits are C-476 from US 301 to Hernando County line which is approximately 9.065 miles. Design elements which will be performed include removal of existing centerline and edge line pavement markings and installation of wet weather audible pavement markings.	\$47,000
Secondary Trust	C-48 Safety Improvements	The limits are C-48 from CR 616 to the Citrus County line which is approximately 7.48 miles in length. The project consists of (1) installing wet weather audible pavement markings and five-foot paved shoulders along the entire C-48 corridor, (2) installing high friction surface treatment at the C-48 curve at CR 319 / CR 326 and (3) construct numerous guardrail and drainage modifications along the entire C-48 corridor.	\$450,000
Secondary Trust / Road Impact Fees	C-468 Turnpike West To CR 505	Widening C-468 from two lanes to four lanes to accommodate future growth and development for surrounding areas.	\$7,130,000

Fund	Project	Description	Project Cost
Road Impact Fees	C-468/Turnpike	Design full interchange and construct one half of interchange at the Florida Turnpike and C-468.	\$3,100,000
Road Impact Fees	C-468 Widening to 4 lanes from SR 44 to Turnpike	Multi-lane C-468 from south of SR 44 to Florida's Turnpike. Existing 2 lane roadway will be expanded to 4 lanes with drainage provided.	\$4,150,000
Road Impact Fees	C-468 at SR44 Intersection Improvements	Intersection Improvements, Repair Striping, includes Mastarms Traffic Signal, Mill and Resurface, and add 2 turn lanes (eastbound/northbound and westbound/northbound) on SR 44	\$446,000
Road Impact Fees	C-462 from CR209 to C-466A	Widen roadway to 3 lanes with one north/west bound lane, one south/east bound lane, dual left turn lane and closed drainage.	\$2,900,000
Road Impact Fees	CR 501 Widening from C-468 to C-470	As the Southern Oaks DRI, Wildwood Springs DRI, Landstone DRI, and Bigham Tracts begin development, access to the Turnpike will be via C-470 to the existing interchange. The first two DRIs and The Villages residents will be traveling via C-468 to CR 501 to access the C-470/Turnpike Interchange. In order to meet the projected demand the planning, design, and ultimate construction of the additional lanes (from 2 lanes to 4 lanes) will be necessary along with the adjustment to the current intersections with C-468 and C-470.	\$250,000
Road Impact Fees	SR 44 / US 301 Intersection Capacity Improvements and US 301 @ Turnpike Improvements	Originally, The Villages contributed funds which the County reimbursed per agreements which assigned \$464,000 for ST 44 / US 301 and \$464,000 for US 301 @ Turnpike. With the delay in construction of the 1/2/ interchange @ C-468/Turnpike, \$4M is deferred from construction and is directed to this project via a newly proposed agreement between Sumter County, Florida Turnpike Enterprise, and Florida Department of Transportation.	\$4,000,000
Road Impact Fees	C466 Widening from CR209 to US301	Widen roadway to three lanes with one westbound, one eastbound lane, and dual left turn lane and closed drainage.	\$915,000
Road Impact Fees	466A Phase III	Expand the existing 2 lane C-466A from US 301 to C-462/Powell Road at the eastern terminus. The proposed improvements include traffic signal upgrades expanding to a three lane section with a continuous dual left turn lane.	\$3,368,324
Total FY 2014 - 2015			\$32,355,818


SUMMARY

The proposed budget for FY 14/15 provides funding to maintain and increase the current level of service. It provides for a millage rate that is below the rolled-back rate and therefore constitutes a legally defined property tax reduction.

All departments within the budget have been identified by one of the following designations: Public Safety, Essential Services, and Quality of Life. These designations will assist the BOCC in making funding decisions going forward and are included within the budget document.

Each year the preparation of the budget improves in levels of detail and justification. The positive contributions from the Elected and Appointed Offices, and that of each of the BOCC Division Directors and Department Heads are appreciated. I want to acknowledge the extraordinary support provided by Mr. Art Bisner, Support Services Division Director and that of Ms. Olga Rabel, Office of Management and Budget Manager for their attention to the details.

Sincerely,

A handwritten signature in blue ink, appearing to read 'Bradley Arnold', is written over the typed name and title.

Bradley Arnold
County Administrator

REFERENCE GUIDE
TENTATIVE FY 2014-2015
DEPARTMENT FUND LINE ITEM DETAIL PROFORMA BUDGET
SUMTER COUNTY BOARD OF COUNTY COMMISSIONERS

DESCRIPTION	PG #
Administrative Services	3
Affordable Housing	15
Alcohol/DRUG Abuse Fund	25
Ambulance Service	8-9
Animal Services	11-12
Anti-Drug Abuse Fund	19
Boating Improvement Fund	23-24
Building Services Fund	24-25
Capital Outlay Reserve Fund	30-31
Clerk of Circuit Court	5
Clerk to Board	4
Comp. Env. Planning & Water Conservation	12
County Agent	9
County Buildings - Detention Center	12
County Transportation Trust (CTT) Fund	16-17
Court Communications	12
Court Improvement Fund	25-26
Court Local Requirements Fund	26
Court Technology Fund	27-28
Crime Prevention Fund	22
DEBT Service Fund	29-30
Detention Security Grant	12
Department of Juvenile Justice	12
Development Services	7
Economic Development	3-4
Emergency Management	8
Emergency Management Grants	8
Emergency Telephone System	20
EMPG SUPP Award	9
Employee Services	4
EMS County Grant Fund	11
EOC Planning-Exercises-Training	8
Facilities and Parks Services	5-6
Fire Control	6
Florida Arts Lic Plate Program Fund	29
General Fund Revenue	1-3
General Fund Transfers/Reserves	15-16
Group Insurance Fund	31-32
Homeland Security Issue 21	8
Information Technology	13-14
Internal Services	13
Law Enforcement Trust Fund	18

DESCRIPTION	PG #
Library Program	14
Library State Aid Grant 06-ST-76	15
Local Mosquito Control Program Fund	11
Medical Examiner	12
Miscellaneous Services	14
Office of Management and Budget	4-5
Other Governmental Services	12-13
Police Education Fund	22
Property Appraiser	5
Radio Communication Fund	6
SC Road Const Dist Impact	28
Secondary Trust Fund	17-18
Sheriff	12
Sheriff - Bushnell Law Enforcement Services	12
Sheriff / Court Services	12
SHIP Program 12/13 Fund	22-23
SHIP Program 13/14 Fund	23
SHIP Program 14/15 Fund	20-21
SHSGP 259 - Issue 5	8
Solid Waste Facility	9
State Aid LIBR 07-ST-77	15
State Aid LIBR 13-ST	14-15
State Mosquito Control Program Fund	29
Stormwater Fund	6-7
Sumter County Fire and EMS	9-10
Supervisor of Elections - Office	5
Supervisor of Elections - Elections	5
SWFWMD FYN Grant	15
Tax Collector	5
The Villages Fire District Fund	10
Tourist Development Fund	19
Transit Fund	21-22
Vehicle and Equipment Maintenance	14
Veterans Services	10-11
Villages Fire Impact Fees Fund	28-29
Welfare	12

Department Fund Line Item Detail Proforma

Sumter County

Fiscal Year 2015

	FY 2014 Adopted	FY 2014 Amended	FY 2015 Budget	FY 2016 Budget	FY 2017 Budget	FY 2018 Budget	FY 2019 Budget
001 GENERAL FUND							
000 - Revenues							
001-000-000 311100 CURRENT AD VALOREM TAXES	45,397,791	45,397,791	50,006,455	50,882,190	51,899,834	52,937,830	53,996,587
001-000-000 311200 DELINQ AD VALOREM TAXES	59,470	59,470	77,435	78,983	80,563	82,174	83,818
001-000-000 312610 SMALL COUNTY SALES TAX	8,492,169	8,492,169	9,982,966	10,307,413	10,513,561	10,723,832	10,938,309
001-000-000 315000 COMM SRV TAX	895,054	895,054	1,074,419	1,095,907	1,117,825	1,140,181	1,162,985
001-000-000 325200 ASSESSMENTS-OXVILLE	246,816	246,816	246,816	246,816	246,816	246,816	246,816
001-000-000 325210 FIRE ASSESS - COUNTY	1,541,314	1,541,314	1,803,047	1,839,108	1,875,890	1,913,407	1,951,675
001-000-000 325211 FIRE ASSESS-VILLAGES	2,801,903	2,801,903	3,228,437	3,293,006	3,358,866	3,426,043	3,494,564
001-000-000 325220 DELINQUENT ASSESSMENTS	11,400	11,400	10,000	10,200	10,404	10,612	10,824
001-000-000 325230 INTERIM FIRE ASSESS-COUNT	170,550	170,550	10,000	10,200	10,404	10,612	10,824
001-000-000 325231 INTERIM FIRE ASSESS-OXVILL	1,000	1,000	1,000	1,020	1,040	1,061	1,082
001-000-000 325240 VILLAGES COMMERCIAL AEA	10	10	0	0	0	0	0
001-000-000 331200 STATE CRIMINAL ALIEN ASSIS	0	14,528	0	0	0	0	0
001-000-000 331201 ARRA EDWARD BYRNE MEM JA	0	5,367	0	0	0	0	0
001-000-000 331273 EMPG GRANT	49,815	50,051	52,158	52,158	52,158	52,158	52,158
001-000-000 331274 HOMELAND SECURITY GRANT	15,000	24,500	0	0	0	0	0
001-000-000 331275 HOMLAND SECURITY GRANT #	9,750	17,750	0	0	0	0	0
001-000-000 331276 SHSGP 259 ISSUE 5	0	17,750	0	0	0	0	0
001-000-000 334200 EMS COUNTY GRANT	0	17,152	10	10	10	10	10
001-000-000 334210 EMPA GRANT	105,806	105,806	105,806	105,806	105,806	105,806	105,806
001-000-000 334360 CBIR STORMWATER MGMT GR	107,574	107,574	0	0	0	0	0
001-000-000 334710 LIBRARY STATE AID GRANT	261,626	261,626	502,739	552,738	0	0	0
001-000-000 335130 INS AGENTS CO LICENSES	22,800	22,800	28,500	29,070	29,651	30,244	30,849
001-000-000 335140 MOBILE HOME LICENSES	27,210	27,210	24,951	25,450	25,959	26,478	27,008
001-000-000 335150 ALCOHOLIC BEV LICENSES	18,552	18,552	27,000	27,540	28,091	28,652	29,225
001-000-000 335210 FIREFIGHTERS SUPPL COMP	16,080	16,080	11,000	11,220	11,445	11,674	11,907
001-000-000 335290 SEIZED TAGS PROCEEDS	10	10	0	0	0	0	0
001-000-000 337310 SWFWMD FYN PROGRAM	12,062	0	0	0	0	0	0
001-000-000 337910 SCHOOL DISTRICT / RESOURC	139,021	139,021	163,726	167,001	170,341	173,748	177,223
001-000-000 338001 BUSHNELL SEWER SURCHARG	0	0	10	10	10	10	10
001-000-000 341510 TAX COLLECTOR FEES	703,486	703,486	724,071	738,553	753,323	768,389	783,758
001-000-000 341511 TAX COLL FEES / VILL TAX ROL	937,497	937,497	1,140,000	1,162,800	1,186,056	1,209,778	1,233,973
001-000-000 341512 TAX COLL D/L FEES	190,654	190,654	245,100	250,002	255,002	260,101	265,304
001-000-000 341520 SHERIFF FEES (CIVIL CASES)	42,096	42,096	34,497	35,187	35,891	36,609	37,342
001-000-000 341530 CLERK OF CIRCUIT COURT FE	627,395	627,395	721,630	736,063	750,784	765,800	781,116
001-000-000 341550 SUPERVISOR OF ELECTION FE	950	950	969	988	1,008	1,028	1,049
001-000-000 341900 PLAN/ZONING FEES	112,851	112,851	237,057	239,428	241,822	244,239	246,682
001-000-000 341910 ZONING FEES-MINES	10	10	0	0	0	0	0
001-000-000 341915 OTHER GENERAL GOVT CHAR	10	10	10	10	10	11	11
001-000-000 341920 VAB PETITION FILING FEE	637	637	1,500	1,530	1,561	1,592	1,625
001-000-000 342100 BUSHNELL LAW ENF SERVICE	598,511	598,511	618,270	638,675	659,788	672,984	686,444
001-000-000 342200 SPECIAL FIRE PREVENTION FE	90,000	90,000	85,000	86,700	88,434	90,203	92,007
001-000-000 342300 MISC SHERIFF'S REVENUE	10	10	10	10	10	11	11
001-000-000 342320 INMATE ASSESSMENT FEE	31,906	31,906	20,352	20,758	21,174	21,597	22,030
001-000-000 342330 INMATE PAID MEDICAL TRANS	15,770	15,770	13,500	13,770	14,046	14,327	14,614
001-000-000 342901 OTHER CHARGES AND FEES	10	10	10	10	10	11	11
001-000-000 342910 FIRE RESPONSE FEE-LOCKBO	10	10	10	10	10	11	11
001-000-000 343413 FEES - BAGS & BARRELS	105,450	105,450	105,450	107,559	109,710	111,904	114,143
001-000-000 343414 FEES - TIRES	2,375	2,375	950	969	988	1,008	1,028
001-000-000 343415 FEES - ELECTRONICS	4,465	4,465	3,515	3,585	3,657	3,730	3,805
001-000-000 343416 FEES - WHITE GOODS	855	855	1,397	1,424	1,453	1,482	1,511
001-000-000 343418 FEES - FURNITURE	8,835	8,835	8,835	9,012	9,192	9,377	9,564
001-000-000 343419 FEES - BRUSH/C&D	12,540	12,540	15,200	15,504	15,814	16,130	16,453
001-000-000 343420 FEES - PERMITS	11,733	11,733	9,975	10,175	10,378	10,585	10,797

Department Fund Line Item Detail Proforma

Sumter County

Fiscal Year 2015

	FY 2014 Adopted	FY 2014 Amended	FY 2015 Budget	FY 2016 Budget	FY 2017 Budget	FY 2018 Budget	FY 2019 Budget
001 GENERAL FUND							
001-000-000 343421 FEES - MIXED	19,950	19,950	19,950	20,349	20,756	21,171	21,594
001-000-000 346400 ANIMAL CONTROL FEES	15,276	15,276	15,242	15,547	15,857	16,175	16,499
001-000-000 346410 ANIMAL LICENSES	23,032	23,032	30,759	31,375	32,003	32,643	33,296
001-000-000 346420 ANIMAL CONTROL CITATIONS	4,670	4,670	3,429	3,497	3,567	3,639	3,712
001-000-000 347110 LIBRARY FEES	33,250	33,250	47,973	48,933	49,911	50,910	51,928
001-000-000 348131 COURT COSTS-DOMESTIC VIO	4,697	4,697	3,503	3,573	3,644	3,717	3,791
001-000-000 348330 COURT COSTS-ANIMAL CONTR	489	489	10	10	10	10	10
001-000-000 348530 COURT COSTS - TRAFFIC	112,455	112,455	98,860	100,837	102,854	104,910	107,009
001-000-000 348531 COURT COSTS-DRIVER EDUCA	49,606	49,606	48,985	49,964	50,964	51,983	53,022
001-000-000 348535 COURT COSTS-TEEN COURT	0	30,944	30,944	31,563	32,194	32,838	33,495
001-000-000 348870 PUBLIC DEFENDER LIENS	0	0	10	10	10	10	10
001-000-000 348875 CIVIL RESTITUTION LIENS	2,936	2,936	49,001	49,981	50,981	52,000	53,040
001-000-000 348880 MISDEMEANOR PROBATION FE	4,768	4,768	4,863	4,960	5,059	5,161	5,264
001-000-000 348883 PRIVATE CONTRACTOR PROB	0	0	10	10	10	10	10
001-000-000 349100 CHARGE FOR INSUR.COLL.	0	0	10	10	10	10	10
001-000-000 351120 WEEKEND WORK PROGRAM	16,740	16,740	10,256	10,461	10,670	10,884	11,102
001-000-000 354100 CODE ENFORCEMENT FINES	6,391	6,391	9,710	9,904	10,102	10,306	10,512
001-000-000 361100 INTEREST EARNINGS	5,504	5,504	4,966	5,065	5,167	5,271	5,376
001-000-000 361120 FEDERATED MONEY MKT INT	10	10	10	10	10	11	11
001-000-000 361150 SBA INTEREST	23,939	23,939	12,807	13,063	13,325	13,592	13,863
001-000-000 361300 NET CHANGE IN INVESTMENT	24,463	24,463	24,952	25,451	25,960	26,479	27,273
001-000-000 361310 FLGIT NET CHG INVESTMENT F	61,750	61,750	62,368	63,615	64,888	66,185	67,509
001-000-000 361320 FIT NET CHG INVESTMENT FAI	0	0	10	10	10	10	10
001-000-000 361330 FL SAFE NET CHG INVESTMEN	0	0	10	10	10	10	10
001-000-000 362100 SOLID WASTE BUILDING LEAS	14,000	101,372	101,372	103,399	105,477	107,587	109,739
001-000-000 362200 FAIR GROUNDS RENTAL	0	0	12,000	12,240	12,485	12,735	12,990
001-000-000 362521 VENDING SALES COMMISSION	570	570	581	593	604	617	629
001-000-000 362530 ATM RENT	3,000	3,000	3,000	3,000	3,000	3,000	3,000
001-000-000 362540 GNSS REFERENCE STATION R	1,500	1,500	0	0	0	0	0
001-000-000 362550 LAKE SUMTER PROP RENTAL	12,000	12,000	12,000	12,000	12,000	12,000	12,000
001-000-000 364000 SALE OF GOVERNMENT OFFIC	170,500	170,500	170,500	3,100,000	0	0	0
001-000-000 364050 SALE OF SURPLUS PROPERTY	0	0	400,010	10	10	10	10
001-000-000 364400 AFFORDABLE HOUSING INVEN	10	2,010	10	10	10	11	11
001-000-000 364410 SALE SURPLUS FURN & EQUIP	10,000	10,000	10	10	10	10	10
001-000-000 364500 CODE FORECLOSURES	10	10	10	10	10	11	11
001-000-000 365100 MISCELLANEOUS SALES	10	10	10	10	10	11	11
001-000-000 365141 ALUMINUM SCRAP	2,565	2,565	1,600	1,631	1,664	1,697	1,730
001-000-000 365150 OTHER RECYCLABLE SALES	1,425	1,425	2,500	2,551	2,602	2,654	2,708
001-000-000 365160 MISCELLANEOUS SALES	3,325	3,325	100	102	104	105	107
001-000-000 365172 LOOSE FERROUS	8,740	8,740	0	0	0	0	0
001-000-000 365192 OLD CORRUGATED CARDBOAR	4,750	4,750	0	0	0	0	0
001-000-000 366000 CONTRIBUTIONS AND DONATI	10	10	10	10	10	11	11
001-000-000 366005 LIBRARY DONATIONS	10	10	10	10	10	11	11
001-000-000 366006 ANIMAL CONTROL DONATION	10	10	10	10	10	11	11
001-000-000 366015 PARKS DONATIONS	10	10	10	10	10	11	11
001-000-000 366021 VETERANS MEMORIAL CONTR	10	10	10	10	10	11	11
001-000-000 369100 TAX REVENUE (UNCLAIMED)	10	10	10	10	10	11	11
001-000-000 369200 TAX DEED SURPLUS	10	10	10	10	10	11	11
001-000-000 369210 UNCLAIMED MONIES/SHERIFF	10	10	10	10	10	11	11
001-000-000 369300 INSURANCE PROCEEDS	10	10	10	10	10	11	11
001-000-000 369600 CLERK COURT EMP HEALTH IN	0	0	10	10	10	10	10
001-000-000 369900 OTHER MISC REVENUE	10	23,515	10	10	10	10	10
001-000-000 369920 UNIV SVC FUND E-RATE	10	10	10	10	10	11	11
001-000-000 369930 REFUND OF PRIOR YR EXPEND	10	10	10	10	10	11	11
001-000-000 369951 AFFORDABLE HOUSING MORT	10,450	10,450	10	10	10	10	10

Department Fund Line Item Detail Proforma

Sumter County

Fiscal Year 2015

	FY 2014 Adopted	FY 2014 Amended	FY 2015 Budget	FY 2016 Budget	FY 2017 Budget	FY 2018 Budget	FY 2019 Budget
001 GENERAL FUND							
001-000-000 369990 AFFORDABLE HOUSING MITIGA	10	10	10	10	10	11	11
001-000-000 381113 TR FROM TOURIST DEV	17,000	17,000	50,000	0	0	0	0
001-000-000 381124 TR FR BLDG SVC-ADMIN	55,608	55,608	69,226	70,611	72,023	73,463	74,932
001-000-000 381125 TR FR BLDG SVC-RENT	66,349	66,349	66,510	67,840	69,197	70,581	71,992
001-000-000 381218 TRANS FR BOND SINKING FUN	4,078,307	4,647,364	4,613,839	4,781,469	4,982,497	5,147,916	5,302,115
001-000-000 386200 RESIDUAL FROM CLERK	10	10	10	10	10	11	11
001-000-000 386400 RESIDUAL FROM SHERIFF	10	10	10	10	10	11	11
001-000-000 386600 RESIDUAL FROM PROP APPRA	10	10	10	10	10	11	11
001-000-000 386700 RESIDUAL FROM TAX COLLEC	10	10	10	10	10	11	11
001-000-000 386800 RESIDUAL FROM SOE	10	10	10	10	10	11	11
001-000-000 400000 BUDGETED CASH BALANCE FO	17,955,595	22,982,269	22,100,295	22,559,804	23,011,000	23,471,220	23,940,644
	86,726,659	92,526,682	99,426,194	104,012,272	102,469,681	104,574,026	106,706,177
010 Administrative Services Expenditures							
001-010-511 1100 EXEC SALARY ELECTED OFFICIA	238,645	254,915	263,885	269,165	274,550	280,040	285,640
001-010-511 1200 REGULAR SALARIES AND WAGE	421,673	421,673	325,542	332,053	338,693	345,466	352,377
001-010-511 1201 CLASS C PER/DIEM	360	360	235	239	244	249	254
001-010-511 1202 AUTO ALLOWANCE	5,400	5,400	5,400	5,508	5,618	5,731	5,845
001-010-511 1300 OTHER SALARIES AND WAGES	4,000	700	0	0	0	0	0
001-010-511 1400 OVERTIME	361	361	602	614	626	639	652
001-010-511 1800 PTO SELL-BACK	11,570	11,570	13,557	13,828	14,105	14,387	14,675
001-010-511 2100 FICA TAXES	48,603	49,848	42,206	42,877	43,563	44,259	44,967
001-010-511 2200 RETIREMENT CONTRIBUTIONS	136,191	141,565	161,760	164,995	168,297	171,665	175,096
001-010-511 2201 EMPLOYER PAID 457 DEFERRED	13,521	13,521	14,850	15,147	15,450	15,759	16,074
001-010-511 2300 LIFE AND HEALTH INSURANCE	110,160	106,160	85,300	91,275	97,664	104,496	111,810
001-010-511 2400 WORKERS' COMPENSATION	1,715	1,715	2,343	2,584	2,843	3,127	3,439
001-010-511 3100 PROFESSIONAL SERVICES	0	82,405	0	0	0	0	0
001-010-511 3104 PROF SERVICES-HOGAN	237,312	237,312	235,000	239,700	244,494	249,384	254,372
001-010-511 3108 ORDINANCE CODIFICATION	8,000	8,000	8,240	8,405	8,573	8,744	8,919
001-010-511 3400 OTHER SERVICES	0	0	150	153	156	159	162
001-010-511 4000 TRAVEL AND PER DIEM	22,000	11,560	20,917	21,335	21,762	22,197	22,640
001-010-511 4200 POSTAGE	300	300	0	0	0	0	0
001-010-511 4600 REPAIR & MAINT SERVICE	0	450	0	0	0	0	0
001-010-511 4606 REPAIRS & MAINT VEHICLES	500	4,500	0	0	0	0	0
001-010-511 4700 PRINTING AND BINDING	798	798	0	0	0	0	0
001-010-511 4900 OTHER CURRENT CHARGES	100	100	600	612	624	636	649
001-010-511 4911 LEGAL ADVERTISING	1,273	1,273	750	765	780	796	812
001-010-511 5100 OFFICE SUPPLIES	9,600	8,605	0	0	0	0	0
001-010-511 5200 OPERATING SUPPLIES	2,679	3,174	6,879	7,017	7,158	7,302	7,448
001-010-511 5220 GAS & OIL	1,875	5,675	12,976	13,236	13,490	13,765	14,040
001-010-511 5400 BOOKS, SUBSCRIPT, DUES	11,547	11,547	11,368	11,403	11,596	11,404	11,597
001-010-511 5500 TRAINING	6,944	6,944	6,030	6,151	6,274	6,399	6,527
001-010-511 6400 MACH & EQPT >= \$5,000	42,901	29,760	0	0	0	0	0
	1,338,028	1,420,191	1,218,590	1,247,062	1,276,560	1,306,604	1,337,995
011 Economic Development Expenditures							
001-011-515 1200 REGULAR SALARIES AND WAGE	0	0	68,095	69,457	70,846	72,263	73,708
001-011-515 2100 FICA TAXES	0	0	5,209	5,313	5,420	5,528	5,639
001-011-515 2200 RETIREMENT CONTRIBUTIONS	0	0	5,019	5,119	5,221	5,326	5,432
001-011-515 2300 LIFE AND HEALTH INSURANCE	0	0	5,808	6,215	6,650	7,115	7,613
001-011-515 2400 WORKERS' COMPENSATION	0	0	118	130	143	158	173
001-011-515 3100 PROFESSIONAL SERVICES	0	0	44,000	44,880	45,778	46,694	47,628
001-011-515 3400 OTHER SERVICES	0	0	16,000	16,000	16,000	16,000	16,000
001-011-515 3449 MARKETING	0	0	9,500	9,690	9,885	10,085	10,285
001-011-515 4000 TRAVEL AND PER DIEM	0	0	19,600	19,992	20,392	20,800	21,216
001-011-515 4800 PROMOTIONAL ACTIVITIES	0	0	5,000	5,100	5,200	5,300	5,400

Department Fund Line Item Detail Proforma

Sumter County

Fiscal Year 2015

	FY 2014 Adopted	FY 2014 Amended	FY 2015 Budget	FY 2016 Budget	FY 2017 Budget	FY 2018 Budget	FY 2019 Budget
001 GENERAL FUND							
001-011-515 5400 BOOKS, SUBSCRIPT, DUES	0	0	2,660	2,713	2,766	2,822	2,878
001-011-515 5500 TRAINING	0	0	2,300	2,346	2,393	2,441	2,490
	0	0	183,309	186,955	190,694	194,532	198,462
012 Clerk to Board Expenditures							
001-012-513 3101 PROF SVCS-VAB	2,800	3,300	3,400	3,468	3,537	3,608	3,680
001-012-513 3200 ACCOUNTING AND AUDITING	500	500	500	510	520	531	541
001-012-513 3400 OTHER SERVICES	3,000	3,000	2,900	2,958	3,017	3,078	3,139
001-012-513 4000 TRAVEL AND PER DIEM	600	600	600	612	624	637	649
001-012-513 4100 COMMUNICATION SERVICES	1,200	1,200	1,200	1,224	1,248	1,273	1,299
001-012-513 4200 POSTAGE	3,200	3,200	3,200	3,264	3,329	3,396	3,464
001-012-513 4203 POSTAGE VAB	200	200	200	204	208	212	216
001-012-513 4400 RENTALS AND LEASES	100	100	100	102	104	106	108
001-012-513 4600 REPAIR & MAINT SERVICE	300	300	300	306	312	318	325
001-012-513 4607 REPAIR & MAINT-COMP SOFTWA	8,350	7,550	8,350	8,517	8,687	8,861	9,038
001-012-513 4900 OTHER CURRENT CHARGES	200	200	200	204	208	212	216
001-012-513 4911 LEGAL ADVERTISING	200	200	200	204	208	212	216
001-012-513 4914 BANK SERVICE CHARGES	600	600	300	306	312	318	325
001-012-513 4917 LEGAL ADVERTISING-VAB	300	600	600	612	624	637	649
001-012-513 5100 OFFICE SUPPLIES	11,000	11,000	10,500	10,710	10,924	11,143	11,366
001-012-513 5200 OPERATING SUPPLIES	2,050	2,050	2,050	2,091	2,133	2,175	2,219
001-012-513 5400 BOOKS, SUBSCRIPT, DUES	300	300	300	306	312	318	325
001-012-513 5500 TRAINING	100	100	100	102	104	106	108
	35,000	35,000	35,000	35,700	36,411	37,141	37,883
014 Employee Services Expenditures							
001-014-513 1200 REGULAR SALARIES AND WAGE	191,697	191,697	232,137	236,779	241,515	246,345	251,272
001-014-513 1201 CLASS C PER/DIEM	144	0	147	150	153	156	159
001-014-513 1300 OTHER SALARIES AND WAGES	7,328	0	0	0	0	0	0
001-014-513 1400 OVERTIME	210	1,220	194	198	202	206	210
001-014-513 1800 PTO SELL-BACK	4,563	4,563	6,946	7,084	7,226	7,371	7,518
001-014-513 2100 FICA TAXES	15,012	15,012	18,290	18,655	19,029	19,409	19,798
001-014-513 2200 RETIREMENT CONTRIBUTIONS	13,606	13,606	17,621	17,972	18,332	18,698	19,073
001-014-513 2300 LIFE AND HEALTH INSURANCE	36,720	36,720	36,984	39,576	42,346	45,307	48,478
001-014-513 2400 WORKERS' COMPENSATION	295	295	413	454	498	548	601
001-014-513 3100 PROFESSIONAL SERVICES	25,500	25,500	10,500	10,710	10,923	11,141	11,364
001-014-513 4000 TRAVEL AND PER DIEM	4,350	4,350	2,873	2,931	2,989	3,049	3,110
001-014-513 4501 ERRORS & OMISSION BOND	1,159	1,159	1,080	1,102	1,124	1,146	1,169
001-014-513 4600 REPAIR & MAINT SERVICE	1,889	1,889	0	0	0	0	0
001-014-513 4700 PRINTING AND BINDING	0	0	70	71	72	73	74
001-014-513 4800 PROMOTIONAL ACTIVITIES	6,852	6,314	8,788	8,964	9,144	9,327	9,514
001-014-513 5200 OPERATING SUPPLIES	893	893	547	558	570	582	594
001-014-513 5400 BOOKS, SUBSCRIPT, DUES	1,215	1,215	1,836	1,873	1,911	1,949	1,987
001-014-513 5500 TRAINING	4,770	11,770	14,015	14,294	14,583	14,873	15,169
	316,203	316,203	352,441	361,371	370,617	380,180	390,090
017 Office of Management & Budget Expenditures							
001-017-513 1200 REGULAR SALARIES AND WAGE	230,618	228,115	553,536	564,608	575,902	587,421	599,171
001-017-513 1400 OVERTIME	0	228	0	0	0	0	0
001-017-513 1800 PTO SELL-BACK	4,384	2,852	8,852	9,029	9,210	9,394	9,582
001-017-513 2100 FICA TAXES	17,978	17,978	43,025	43,882	44,765	45,660	46,572
001-017-513 2200 RETIREMENT CONTRIBUTIONS	16,325	16,325	55,547	56,655	57,789	58,946	60,125
001-017-513 2202 RETIREMENT CONTRIBUTIONS/B	0	4,008	0	0	0	0	0
001-017-513 2300 LIFE AND HEALTH INSURANCE	45,900	45,900	93,396	99,938	106,933	114,413	122,421
001-017-513 2400 WORKERS' COMPENSATION	354	354	975	1,071	1,182	1,298	1,428
001-017-513 3400 OTHER SERVICES	0	23,709	0	0	0	0	0
001-017-513 4000 TRAVEL AND PER DIEM	3,632	3,632	6,090	5,957	6,077	6,198	6,321

Department Fund Line Item Detail Proforma

Sumter County

Fiscal Year 2015

	FY 2014 Adopted	FY 2014 Amended	FY 2015 Budget	FY 2016 Budget	FY 2017 Budget	FY 2018 Budget	FY 2019 Budget
001 GENERAL FUND							
001-017-513 4200 POSTAGE	300	300	0	0	0	0	0
001-017-513 4700 PRINTING AND BINDING	140	140	450	150	153	156	159
001-017-513 4911 LEGAL ADVERTISING	3,210	3,210	0	0	0	0	0
001-017-513 5100 OFFICE SUPPLIES	890	890	0	0	0	0	0
001-017-513 5200 OPERATING SUPPLIES	40,150	40,150	33,575	34,579	35,613	36,678	37,775
001-017-513 5400 BOOKS, SUBSCRIPT, DUES	2,166	2,166	1,815	1,850	1,885	1,921	1,958
001-017-513 5500 TRAINING	3,581	3,581	4,580	4,672	4,765	4,860	4,957
	<u>369,628</u>	<u>393,538</u>	<u>801,841</u>	<u>822,391</u>	<u>844,274</u>	<u>866,945</u>	<u>890,469</u>
020 Tax Collector Expenditures							
001-020-581 9105 TR TAX COLLECTOR	2,039,603	2,039,603	1,945,666	1,984,579	2,024,270	2,064,754	2,106,048
	<u>2,039,603</u>	<u>2,039,603</u>	<u>1,945,666</u>	<u>1,984,579</u>	<u>2,024,270</u>	<u>2,064,754</u>	<u>2,106,048</u>
030 Clerk of Circuit Court Expenditures							
001-030-581 9107 TR CLERK COURT	1,582,725	1,582,725	1,619,310	1,651,697	1,684,732	1,718,424	1,752,792
001-030-581 9108 TR CLERK COMMUNICATIONS	3,000	3,000	3,000	3,060	3,121	3,184	3,247
001-030-581 9127 TR CLERK TEEN CRT	0	30,944	30,944	31,563	32,194	32,838	33,495
	<u>1,585,725</u>	<u>1,616,669</u>	<u>1,653,254</u>	<u>1,686,320</u>	<u>1,720,047</u>	<u>1,754,446</u>	<u>1,789,534</u>
040 Property Appraiser Expenditures							
001-040-581 9180 TR PROPERTY APPR	1,553,460	1,560,115	1,427,731	1,455,023	1,482,859	1,511,252	1,540,212
	<u>1,553,460</u>	<u>1,560,115</u>	<u>1,427,731</u>	<u>1,455,023</u>	<u>1,482,859</u>	<u>1,511,252</u>	<u>1,540,212</u>
090 Supervisor of Elections - Office Expenditures							
001-090-581 9109 TR SOE OFFICE	926,869	926,869	1,007,908	1,018,183	1,038,547	1,059,315	1,080,501
	<u>926,869</u>	<u>926,869</u>	<u>1,007,908</u>	<u>1,018,183</u>	<u>1,038,547</u>	<u>1,059,315</u>	<u>1,080,501</u>
091 Supervisor of Elections - Elections Expenditures							
001-091-581 9199 TR SOE ELECTIONS	458,485	458,485	547,796	558,750	569,926	581,325	592,951
	<u>458,485</u>	<u>458,485</u>	<u>547,796</u>	<u>558,750</u>	<u>569,926</u>	<u>581,325</u>	<u>592,951</u>
100 Facilities & Parks Services Expenditures							
001-100-519 1200 REGULAR SALARIES AND WAGE	375,359	375,359	428,412	436,979	445,719	454,634	463,726
001-100-572 1200 REGULAR SALARIES AND WAGE	0	0	211,619	215,851	220,168	224,571	229,063
001-100-572 1300 OTHER SALARIES AND WAGES	0	0	16,000	16,320	16,646	16,979	17,319
001-100-572 1400 OVERTIME	0	0	2,500	2,550	2,602	2,654	2,707
001-100-519 1400 OVERTIME	13,673	13,673	8,733	8,908	9,086	9,268	9,453
001-100-519 1800 PTO SELL-BACK	6,782	6,782	7,870	8,027	8,189	8,351	8,518
001-100-572 1800 PTO SELL-BACK	0	0	8,997	9,177	9,360	9,548	9,738
001-100-572 2100 FICA TAXES	0	0	16,870	17,208	17,552	17,901	18,258
001-100-519 2100 FICA TAXES	29,635	29,635	33,376	34,043	34,724	35,416	36,124
001-100-519 2200 RETIREMENT CONTRIBUTIONS	26,548	26,548	42,941	43,800	44,677	45,568	46,480
001-100-572 2200 RETIREMENT CONTRIBUTIONS	0	0	16,252	16,578	16,909	17,246	17,591
001-100-519 2202 RETIREMENT CONTRIBUTIONS/B	0	0	1,205	1,265	1,328	1,395	1,464
001-100-519 2300 LIFE AND HEALTH INSURANCE	82,620	82,620	80,472	86,109	92,136	98,581	105,481
001-100-572 2300 LIFE AND HEALTH INSURANCE	0	0	56,844	60,826	65,084	69,637	74,511
001-100-572 2400 WORKERS' COMPENSATION	0	0	6,511	7,153	7,861	8,638	9,494
001-100-519 2400 WORKERS' COMPENSATION	8,208	8,208	9,103	10,009	11,007	12,102	13,309
001-100-519 3100 PROFESSIONAL SERVICES	81,000	81,000	0	0	0	0	0
001-100-519 3400 OTHER SERVICES	306,636	326,686	317,455	323,804	330,280	336,885	343,623
001-100-572 3400 OTHER SERVICES	0	0	2,600	2,652	2,705	2,759	2,814
001-100-519 3434 JANITORIAL SERVICES	267,972	306,148	332,483	339,133	345,916	352,834	359,891
001-100-519 3447 CONTRACT - HVAC	112,879	137,879	146,296	149,222	152,207	155,251	158,356
001-100-519 4000 TRAVEL AND PER DIEM	520	520	130	132	135	138	141
001-100-572 4100 COMMUNICATION SERVICES	0	0	800	816	832	849	866
001-100-519 4100 COMMUNICATION SERVICES	0	90	0	0	0	0	0
001-100-519 4200 POSTAGE	100	100	0	0	0	0	0
001-100-572 4300 UTILITIES	0	0	18,475	18,845	19,222	19,606	19,998
001-100-519 4300 UTILITIES	458,200	530,565	1,299,941	1,333,519	1,368,000	1,403,402	1,439,755

Department Fund Line Item Detail Proforma

Sumter County

Fiscal Year 2015

	FY 2014 Adopted	FY 2014 Amended	FY 2015 Budget	FY 2016 Budget	FY 2017 Budget	FY 2018 Budget	FY 2019 Budget
001 GENERAL FUND							
001-100-519 4310 UTILITIES CRTHSE	400,435	400,435	0	0	0	0	0
001-100-519 4343 UTILITIES-STATE ATTORNEY BLD	2,250	629	0	0	0	0	0
001-100-519 4400 RENTALS AND LEASES	416,515	416,515	413,268	421,533	429,964	438,563	447,334
001-100-519 4400 RENTALS AND LEASES	0	0	2,950	3,009	3,070	3,132	3,195
001-100-519 4500 INSURANCE	11,655	0	0	0	0	0	0
001-100-519 4600 REPAIR & MAINT SERVICE	868,965	983,885	615,665	627,978	640,538	653,349	666,416
001-100-572 4600 REPAIR & MAINT SERVICE	0	0	23,000	24,960	23,929	24,407	24,895
001-100-519 4601 FUMIGATION	20,825	27,045	20,122	20,524	20,934	21,353	21,780
001-100-519 4606 REPAIRS & MAINT VEHICLES	6,925	6,925	0	0	0	0	0
001-100-519 4620 REPAIR & MAINT ELEVATOR	24,736	78,191	27,140	27,683	28,237	28,802	29,378
001-100-519 4630 REPAIR & MAINT JUDICIAL BLDG	74,888	74,888	41,546	42,377	43,224	44,089	44,971
001-100-519 4641 REPAIR & MAINT/AIR COND.	125,500	161,741	147,488	150,438	153,447	156,516	159,646
001-100-519 4643 REPAIR & MAINT-GENERATORS	54,996	56,476	58,016	59,176	60,360	61,567	62,798
001-100-519 4690 NON-CAPITALIZED PROJECTS	310,570	269,070	1,064,750	50,745	51,760	52,795	53,851
001-100-519 4700 PRINTING AND BINDING	125	125	0	0	0	0	0
001-100-519 4900 OTHER CURRENT CHARGES	36,962	36,962	29,257	29,842	30,439	31,048	31,669
001-100-519 4911 LEGAL ADVERTISING	1,250	1,250	0	0	0	0	0
001-100-519 5100 OFFICE SUPPLIES	800	958	0	0	0	0	0
001-100-519 5200 OPERATING SUPPLIES	40,000	70,160	92,435	94,284	96,170	98,093	100,055
001-100-572 5200 OPERATING SUPPLIES	0	0	43,150	44,068	43,812	44,668	46,637
001-100-519 5220 GAS & OIL	31,187	34,097	42,811	43,667	44,540	45,429	46,339
001-100-572 5220 GAS & OIL	0	0	29,300	29,886	30,484	31,094	31,716
001-100-519 5400 BOOKS, SUBSCRIPT, DUES	88	484	850	860	870	880	891
001-100-519 5500 TRAINING	2,198	2,198	2,082	2,123	2,165	2,209	2,253
001-100-572 5500 TRAINING	0	0	600	612	624	636	648
001-100-572 6200 BUILDINGS	0	0	0	0	6,000	0	0
001-100-519 6400 MACH & EQPT >= \$5,000	0	17,000	0	37,500	40,000	82,000	40,000
001-100-572 6400 MACH & EQPT >= \$5,000	0	0	60,000	40,000	52,000	55,000	35,000
001-100-572 6450 MACH & EQPT \$1,000 - \$4,999	0	0	3,000	1,500	0	0	0
	4,201,002	4,564,847	5,783,315	4,895,691	5,024,912	5,179,843	5,238,152
120 Fire Control Expenditures							
001-120-522 3419 CONTRACT SVCS -FOREST FIRE	15,420	15,420	15,420	15,728	16,043	16,364	16,691
001-120-522 3429 CONT SVCS - COOPERATIVE FOR	3,000	3,000	3,000	3,060	3,121	3,184	3,247
	18,420	18,420	18,420	18,788	19,164	19,548	19,938
130 Radio Communication Expenditures							
001-130-525 3100 PROFESSIONAL SERVICES	164,353	400	577,035	750,000	765,000	780,300	795,906
001-130-525 3400 OTHER SERVICES	43,350	140,405	26,247	26,772	27,307	27,853	28,410
001-130-525 4000 TRAVEL AND PER DIEM	2,744	2,744	2,827	2,884	2,941	3,000	3,060
001-130-525 4100 COMMUNICATION SERVICES	0	118,595	0	0	0	0	0
001-130-525 4200 POSTAGE	100	100	0	0	0	0	0
001-130-525 4300 UTILITIES	48,696	48,696	60,483	61,694	62,928	64,186	65,470
001-130-525 4400 RENTALS AND LEASES	225,046	177,046	182,359	187,830	193,465	199,269	205,247
001-130-525 4600 REPAIR & MAINT SERVICE	10,000	8,203	3,300	3,366	3,433	3,502	3,572
001-130-525 5200 OPERATING SUPPLIES	20,974	25,359	16,180	16,504	16,834	17,171	17,514
001-130-525 5400 BOOKS, SUBSCRIPT, DUES	92	92	0	0	0	0	0
001-130-525 5500 TRAINING	1,500	5,324	0	0	0	0	0
001-130-525 6400 MACH & EQPT >= \$5,000	83,571	133,816	310,324	316,530	322,861	329,318	335,904
001-130-525 6450 MACH & EQPT \$1,000 - \$4,999	233,466	173,112	242,394	160,700	163,914	167,192	170,536
001-130-525 7100 PRINCIPAL PAYMENT	1,642,021	0	1,672,957	1,706,416	1,740,544	1,775,355	1,810,862
001-130-525 7115 PRINCIPAL PMT - RADIO NETWORK	0	1,642,021	0	0	0	0	0
001-130-525 7200 INTEREST PAYMENTS	194,580	0	163,644	166,917	170,255	173,660	177,134
001-130-525 7215 INTEREST PMT - RADIO NETWORK	0	194,580	0	0	0	0	0
	2,670,493	2,670,493	3,257,750	3,399,613	3,469,482	3,540,806	3,613,615
131 Stormwater Expenditures							

Department Fund Line Item Detail Proforma

Sumter County

Fiscal Year 2015

	FY 2014 Adopted	FY 2014 Amended	FY 2015 Budget	FY 2016 Budget	FY 2017 Budget	FY 2018 Budget	FY 2019 Budget
001 GENERAL FUND							
001-131-538 1200 REGULAR SALARIES AND WAGE	0	0	58,516	59,686	60,880	62,098	63,340
001-131-538 1201 CLASS C PER/DIEM	0	0	17	17	17	17	17
001-131-538 2100 FICA TAXES	0	0	4,476	4,566	4,657	4,750	4,846
001-131-538 2200 RETIREMENT CONTRIBUTIONS	0	0	4,313	4,399	4,487	4,577	4,668
001-131-538 2300 LIFE AND HEALTH INSURANCE	0	0	5,808	6,215	6,650	7,115	7,613
001-131-538 2400 WORKERS' COMPENSATION	0	0	3,915	4,313	4,751	5,234	5,765
001-131-538 3100 PROFESSIONAL SERVICES	40,000	200,784	40,000	40,600	41,212	41,836	42,473
001-131-538 3400 OTHER SERVICES	100,000	80,500	802,295	400,000	400,000	400,000	400,000
001-131-538 3415 BIG PRAIRIE-GANT LAKE WATER	205,180	205,180	0	0	0	0	0
001-131-538 3428 CONTRACT SVCS-JUMPER CRK W	158,617	158,617	168,954	126,521	0	0	0
001-131-538 3445 DRAINAGE CANAL/CROSSOVER	100,000	100,000	100,000	100,000	100,000	100,000	100,000
001-131-538 4000 TRAVEL AND PER DIEM	0	0	150	325	300	300	300
001-131-538 4200 POSTAGE	100	100	0	0	0	0	0
001-131-538 4600 REPAIR & MAINT SERVICE	0	0	280,000	30,000	30,000	30,000	30,000
001-131-538 4700 PRINTING AND BINDING	0	0	60	0	60	0	60
001-131-538 4911 LEGAL ADVERTISING	0	425	0	0	0	0	0
001-131-538 5200 OPERATING SUPPLIES	0	0	145	148	151	154	157
001-131-538 5220 GAS & OIL	0	0	525	535	545	556	567
001-131-538 5400 BOOKS, SUBSCRIPT, DUES	0	0	310	225	310	225	310
001-131-538 5500 TRAINING	0	0	500	500	500	300	300
001-131-538 6327 JUMPER CREEK DIRT ROAD CRO	0	0	150,000	0	0	0	0
001-131-538 6328 CR 436/CR436A AND CR 439 RETE	0	0	0	0	0	707,000	0
001-131-538 6329 CR412 ROAD ELEVATION	0	0	0	0	0	0	300,000
001-131-538 6330 CR622C/CR575 AND CR467 DRAIN	0	0	0	155,000	0	0	0
001-131-538 6557 CR 647N DRAINAGE IMPROVEME	0	0	0	0	473,000	0	0
	603,897	745,606	1,619,984	933,050	1,127,520	1,364,162	960,416
140 Development Services Expenditures							
001-140-515 1200 REGULAR SALARIES AND WAGE	407,305	378,346	332,625	339,277	346,063	352,985	360,046
001-140-515 1400 OVERTIME	3,263	3,263	0	0	0	0	0
001-140-515 1800 PTO SELL-BACK	1,117	5,018	8,805	8,981	9,160	9,344	9,532
001-140-515 2100 FICA TAXES	31,496	29,114	26,121	26,644	27,177	27,721	28,274
001-140-515 2200 RETIREMENT CONTRIBUTIONS	33,445	31,432	31,451	32,078	32,718	33,373	34,040
001-140-515 2202 RETIREMENT CONTRIBUTIONS/B	0	5,640	0	0	0	0	0
001-140-515 2300 LIFE AND HEALTH INSURANCE	82,888	73,708	62,028	66,373	71,018	75,987	81,306
001-140-515 2400 WORKERS' COMPENSATION	1,393	1,350	1,521	1,669	1,833	2,011	2,206
001-140-515 3100 PROFESSIONAL SERVICES	174,000	270,156	253,800	258,160	262,607	267,143	271,770
001-140-515 3118 SURVEYORS PLAT REVIEW	10,000	10,000	10,000	10,200	10,404	10,612	10,824
001-140-515 3131 MINE MONITORING	20,100	20,100	20,100	20,100	20,502	20,912	21,330
001-140-515 3400 OTHER SERVICES	112,575	53,584	109,520	111,510	113,541	115,612	117,725
001-140-515 4000 TRAVEL AND PER DIEM	10,650	10,650	11,500	11,561	11,625	11,689	11,755
001-140-515 4200 POSTAGE	350	350	350	350	350	350	350
001-140-515 4500 INSURANCE	1,070	0	0	0	0	0	0
001-140-515 4600 REPAIR & MAINT SERVICE	4,345	1,500	1,500	1,500	1,500	1,500	1,500
001-140-515 4700 PRINTING AND BINDING	350	350	50	51	52	53	54
001-140-515 4911 LEGAL ADVERTISING	5,000	5,000	5,000	5,100	5,202	5,306	5,412
001-140-515 4912 WRPC PER CAPITA ASSESMEN	35,070	35,070	36,786	37,522	38,272	39,037	39,818
001-140-515 4940 RECORDING FEES-ADMIN	0	0	2,400	2,400	2,400	2,400	2,400
001-140-515 5100 OFFICE SUPPLIES	1,800	1,800	0	0	0	0	0
001-140-515 5200 OPERATING SUPPLIES	2,150	2,150	0	0	0	0	0
001-140-515 5220 GAS & OIL	2,625	341	0	0	0	0	0
001-140-515 5400 BOOKS, SUBSCRIPT, DUES	1,160	2,160	1,450	1,479	1,509	1,539	1,570
001-140-515 5500 TRAINING	6,250	6,250	6,250	6,274	6,298	6,322	6,348
001-140-515 6400 MACH & EQPT >= \$5,000	19,640	19,640	0	0	0	0	0
	968,042	966,972	921,257	941,229	962,231	983,896	1,006,260

Department Fund Line Item Detail Proforma

Sumter County

Fiscal Year 2015

	FY 2014 Adopted	FY 2014 Amended	FY 2015 Budget	FY 2016 Budget	FY 2017 Budget	FY 2018 Budget	FY 2019 Budget
001 GENERAL FUND							
150 Emergency Management Expenditures							
001-150-525 1200 REGULAR SALARIES AND WAGE	29,072	29,072	42,748	43,603	44,475	45,365	46,272
001-150-525 1201 CLASS C PER/DIEM	0	0	88	90	92	94	96
001-150-525 2100 FICA TAXES	2,224	2,224	3,270	3,336	3,402	3,470	3,540
001-150-525 2200 RETIREMENT CONTRIBUTIONS	2,020	2,020	3,151	3,214	3,278	3,343	3,410
001-150-525 2300 LIFE AND HEALTH INSURANCE	9,180	9,180	9,732	10,414	11,143	11,923	12,758
001-150-525 2400 WORKERS' COMPENSATION	44	44	74	82	90	99	109
001-150-525 3400 OTHER SERVICES	29,000	29,000	54,568	55,659	56,772	57,908	59,066
001-150-525 4100 COMMUNICATION SERVICES	31,236	30,647	915	933	952	971	990
001-150-525 4200 POSTAGE	150	150	0	0	0	0	0
001-150-525 4400 RENTALS AND LEASES	11,742	11,742	12,092	12,334	12,581	12,833	13,090
001-150-525 4500 INSURANCE	989	0	0	0	0	0	0
001-150-525 4600 REPAIR & MAINT SERVICE	18,099	18,099	400	408	416	424	432
001-150-525 4700 PRINTING AND BINDING	1,600	1,600	0	0	0	0	0
001-150-525 4900 OTHER CURRENT CHARGES	330	330	0	0	0	0	0
001-150-525 4911 LEGAL ADVERTISING	75	75	0	0	0	0	0
001-150-525 5200 OPERATING SUPPLIES	3,850	3,817	3,800	3,876	3,953	4,034	4,114
001-150-525 5220 GAS & OIL	3,000	3,000	2,275	2,321	2,367	2,414	2,462
001-150-525 5400 BOOKS, SUBSCRIPT, DUES	200	789	250	255	260	265	270
001-150-525 5500 TRAINING	24,000	24,000	25,335	25,842	26,359	26,887	27,425
001-150-525 6450 MACH & EQPT \$1,000 - \$4,999	3,000	3,000	0	0	0	0	0
	169,811	168,789	158,698	162,367	166,140	170,030	174,034
151 EOC Planning-Exercises-Training Expenditures							
001-151-525 3400 OTHER SERVICES	15,000	15,330	0	0	0	0	0
001-151-525 4000 TRAVEL AND PER DIEM	0	750	0	0	0	0	0
001-151-525 5500 TRAINING	0	8,420	0	0	0	0	0
	15,000	24,500	0	0	0	0	0
152 Homeland Security Issue 21 Expenditures							
001-152-525 3400 OTHER SERVICES	9,750	0	0	0	0	0	0
001-152-525 5500 TRAINING	0	17,750	0	0	0	0	0
	9,750	17,750	0	0	0	0	0
153 Emergency Management Grants Expenditures							
001-153-525 1200 REGULAR SALARIES AND WAGE	65,745	65,745	67,735	69,090	70,472	71,881	73,319
001-153-525 1201 CLASS C PER/DIEM	0	0	121	123	125	127	129
001-153-525 2100 FICA TAXES	5,030	5,030	5,182	5,285	5,391	5,499	5,609
001-153-525 2200 RETIREMENT CONTRIBUTIONS	8,442	4,259	4,992	5,092	5,194	5,298	5,404
001-153-525 2300 LIFE AND HEALTH INSURANCE	9,180	13,280	15,936	17,052	18,246	19,523	20,890
001-153-525 2400 WORKERS' COMPENSATION	99	99	117	129	142	157	172
001-153-525 3400 OTHER SERVICES	8,182	5,150	0	0	0	0	0
001-153-525 4000 TRAVEL AND PER DIEM	1,950	808	1,580	1,612	1,645	1,678	1,712
001-153-525 4100 COMMUNICATION SERVICES	0	1,950	0	0	0	0	0
001-153-525 4700 PRINTING AND BINDING	3,000	2,053	4,900	4,998	5,097	5,198	5,302
001-153-525 4800 PROMOTIONAL ACTIVITIES	0	947	0	0	0	0	0
001-153-525 5200 OPERATING SUPPLIES	3,000	3,000	2,942	3,001	3,060	3,122	3,184
001-153-525 5400 BOOKS, SUBSCRIPT, DUES	180	285	185	189	192	196	200
001-153-525 5500 TRAINING	965	960	2,116	2,158	2,200	2,244	2,288
001-153-525 6450 MACH & EQPT \$1,000 - \$4,999	0	2,240	0	0	0	0	0
	105,773	105,806	105,806	108,729	111,764	114,923	118,209
159 SHSGP 259 Issue 5 Expenditures							
001-159-525 5500 TRAINING	0	17,750	12,750	13,005	13,265	13,530	13,801
	0	17,750	12,750	13,005	13,265	13,530	13,801
160 Ambulance Service Expenditures							
001-160-526 3422 AMBULANCE SERVICES	990,000	990,000	994,375	994,375	994,375	994,375	1,024,206

Department Fund Line Item Detail Proforma

Sumter County

Fiscal Year 2015

	FY 2014 Adopted	FY 2014 Amended	FY 2015 Budget	FY 2016 Budget	FY 2017 Budget	FY 2018 Budget	FY 2019 Budget
001 GENERAL FUND							
	990,000	990,000	994,375	994,375	994,375	994,375	1,024,206
166 EMPG SUPP Award Expenditures							
001-166-525 3400 OTHER SERVICES	49,315	41,727	42,158	42,158	42,158	42,158	42,158
001-166-525 4700 PRINTING AND BINDING	0	1,796	0	0	0	0	0
001-166-525 5200 OPERATING SUPPLIES	500	6,528	2,000	2,000	2,000	2,000	2,000
001-166-525 5500 TRAINING	0	0	8,000	8,000	8,000	8,000	8,000
	49,815	50,051	52,158	52,158	52,158	52,158	52,158
170 Solid Waste Facility Expenditures							
001-170-534 1200 REGULAR SALARIES AND WAGE	143,914	104,208	0	0	0	0	0
001-170-534 1201 CLASS C PER/DIEM	36	36	0	0	0	0	0
001-170-534 1400 OVERTIME	1,236	1,236	0	0	0	0	0
001-170-534 1800 PTO SELL-BACK	1,882	1,882	0	0	0	0	0
001-170-534 2100 FICA TAXES	11,154	11,154	0	0	0	0	0
001-170-534 2200 RETIREMENT CONTRIBUTIONS	10,128	10,128	0	0	0	0	0
001-170-534 2300 LIFE AND HEALTH INSURANCE	27,540	27,540	0	0	0	0	0
001-170-534 2400 WORKERS' COMPENSATION	6,706	6,706	0	0	0	0	0
001-170-534 3100 PROFESSIONAL SERVICES	10,497	10,497	6,000	6,120	6,242	6,367	6,494
001-170-534 3400 OTHER SERVICES	134,914	150,320	315,874	322,191	328,636	335,209	341,914
001-170-534 4200 POSTAGE	100	100	0	0	0	0	0
001-170-534 4300 UTILITIES	5,000	5,000	1,500	1,530	1,561	1,592	1,624
001-170-534 4400 RENTALS AND LEASES	1,308	1,308	533	544	555	566	577
001-170-534 4500 INSURANCE	39,932	0	0	0	0	0	0
001-170-534 4600 REPAIR & MAINT SERVICE	4,344	4,344	870	887	905	923	941
001-170-534 4700 PRINTING AND BINDING	100	100	100	102	104	106	108
001-170-534 4900 OTHER CURRENT CHARGES	35	35	35	36	36	37	38
001-170-534 4911 LEGAL ADVERTISING	80	80	0	0	0	0	0
001-170-534 4941 ENVIRON REG CLOSED LANDFILL	40,891	65,191	42,118	42,960	43,819	44,695	45,589
001-170-534 4950 TIRE DISPOSAL	2,230	2,230	940	959	978	998	1,018
001-170-534 5100 OFFICE SUPPLIES	1,060	1,060	0	0	0	0	0
001-170-534 5200 OPERATING SUPPLIES	3,500	3,500	1,900	1,938	1,977	2,017	2,057
001-170-534 5220 GAS & OIL	10,313	9,428	5,985	6,105	6,227	6,352	6,479
001-170-534 5500 TRAINING	400	1,285	0	0	0	0	0
	457,300	417,368	375,855	383,372	391,040	398,863	406,839
180 County Agent Expenditures							
001-180-537 3100 PROFESSIONAL SERVICES	300	300	300	306	312	318	325
001-180-537 3130 PROF SVCS - IFAS	298,711	328,594	337,783	344,539	351,430	358,459	365,628
001-180-537 4000 TRAVEL AND PER DIEM	11,000	11,000	11,000	11,220	11,444	11,673	11,907
001-180-537 4100 COMMUNICATION SERVICES	4,800	4,800	4,800	4,896	4,994	5,094	5,196
001-180-537 4200 POSTAGE	800	800	800	816	832	849	866
001-180-537 4400 RENTALS AND LEASES	6,100	6,100	0	0	0	0	0
001-180-537 4500 INSURANCE	700	0	721	735	750	765	780
001-180-537 4600 REPAIR & MAINT SERVICE	1,000	1,000	1,000	1,020	1,040	1,061	1,082
001-180-537 4700 PRINTING AND BINDING	5,800	5,800	0	0	0	0	0
001-180-537 5100 OFFICE SUPPLIES	4,000	4,000	4,000	4,080	4,162	4,245	4,330
001-180-537 5200 OPERATING SUPPLIES	2,500	2,500	2,500	2,550	2,601	2,653	2,706
001-180-537 5201 OPER-SUPP-4-H & CO DEM	1,000	1,000	1,000	1,020	1,040	1,061	1,082
001-180-537 5220 GAS & OIL	2,000	2,000	2,000	2,040	2,081	2,122	2,165
001-180-537 5400 BOOKS, SUBSCRIPT, DUES	1,050	1,050	1,050	1,071	1,092	1,114	1,137
001-180-537 5500 TRAINING	1,500	1,500	1,500	1,530	1,561	1,592	1,624
001-180-537 6301 INFRASTRUCTURE- LANDSCAPIN	500	500	500	510	520	531	541
001-180-537 6450 MACH & EQPT \$1,000 - \$4,999	1,200	1,200	1,200	1,224	1,248	1,273	1,299
	342,961	372,144	370,154	377,557	385,108	392,811	400,668
182 Sumter County Fire and EMS Expenditures							

Department Fund Line Item Detail Proforma

Sumter County

Fiscal Year 2015

	FY 2014 Adopted	FY 2014 Amended	FY 2015 Budget	FY 2016 Budget	FY 2017 Budget	FY 2018 Budget	FY 2019 Budget
001 GENERAL FUND							
001-182-522 1200 REGULAR SALARIES AND WAGE	2,146,196	2,129,196	3,374,649	3,442,139	3,510,985	3,581,221	3,652,840
001-182-522 1400 OVERTIME	109,961	109,961	98,000	99,960	101,959	103,998	106,078
001-182-522 1410 OT-FLSA	114,310	114,310	199,889	203,881	207,962	212,120	216,363
001-182-522 1500 SPECIAL PAY	156,680	156,680	217,040	221,381	225,809	230,325	234,932
001-182-522 1800 PTO SELL-BACK	22,292	22,292	67,478	68,828	70,205	71,609	73,041
001-182-522 2100 FICA TAXES	183,031	183,031	278,604	284,076	289,663	295,359	301,165
001-182-522 2200 RETIREMENT CONTRIBUTIONS	396,947	396,947	669,123	682,480	696,095	710,001	724,189
001-182-522 2300 LIFE AND HEALTH INSURANCE	468,180	468,180	709,092	758,737	811,845	868,635	929,404
001-182-522 2400 WORKERS' COMPENSATION	60,197	60,197	120,505	132,497	145,694	160,260	176,294
001-182-522 3100 PROFESSIONAL SERVICES	57,819	57,694	76,197	78,483	80,837	83,262	85,760
001-182-522 3400 OTHER SERVICES	126,691	134,256	174,360	177,847	181,404	185,032	188,733
001-182-522 4000 TRAVEL AND PER DIEM	25,002	25,002	23,014	23,474	23,943	24,422	24,910
001-182-522 4100 COMMUNICATION SERVICES	16,677	16,677	16,677	17,011	17,351	17,698	18,052
001-182-522 4200 POSTAGE	500	500	0	0	0	0	0
001-182-522 4300 UTILITIES	57,354	57,354	0	0	0	0	0
001-182-522 4400 RENTALS AND LEASES	743	0	765	780	796	812	828
001-182-522 4500 INSURANCE	51,950	0	0	0	0	0	0
001-182-522 4600 REPAIR & MAINT SERVICE	40,415	66,200	49,790	50,786	51,802	52,838	53,895
001-182-522 4606 REPAIRS & MAINT VEHICLES	174,200	174,200	175,200	178,704	182,278	185,924	189,642
001-182-522 4700 PRINTING AND BINDING	770	770	2,480	2,530	2,581	2,633	2,686
001-182-522 4800 PROMOTIONAL ACTIVITIES	4,000	2,800	8,768	8,943	9,122	9,304	9,490
001-182-522 4900 OTHER CURRENT CHARGES	2,211	2,456	6,381	5,778	5,894	6,743	6,147
001-182-522 4905 TAX COLLECTOR'S COMMISSION	39,084	39,084	40,257	41,062	41,883	42,721	43,575
001-182-522 4911 LEGAL ADVERTISING	240	195	0	0	0	0	0
001-182-522 5100 OFFICE SUPPLIES	5,890	4,740	0	0	0	0	0
001-182-522 5200 OPERATING SUPPLIES	176,600	177,538	293,887	299,765	305,760	311,875	318,113
001-182-522 5220 GAS & OIL	135,000	135,000	176,500	180,030	183,631	187,304	191,050
001-182-522 5400 BOOKS, SUBSCRIPT, DUES	12,802	12,802	15,102	15,404	15,712	16,026	16,347
001-182-522 5500 TRAINING	61,360	73,360	99,120	101,102	103,124	105,186	107,290
001-182-522 6400 MACH & EQPT >= \$5,000	159,160	154,594	143,010	145,870	148,787	151,763	154,798
001-182-522 6450 MACH & EQPT \$1,000 - \$4,999	87,860	94,506	141,466	144,295	147,181	150,125	153,128
	4,894,122	4,870,522	7,177,354	7,365,843	7,562,303	7,767,196	7,978,750
183 The Villages Fire District Expenditures							
001-183-522 3400 OTHER SERVICES	5,856,567	5,856,567	6,955,980	7,095,100	7,237,002	7,381,742	7,529,377
001-183-522 3461 CONTRACT SERVICES VILLAGES	246,816	246,816	246,816	251,752	256,787	261,923	267,162
001-183-522 4905 TAX COLLECTOR'S COMMISSION	55,933	55,933	57,611	58,763	59,938	61,137	62,360
001-183-522 4911 LEGAL ADVERTISING	200	200	0	0	0	0	0
001-183-522 4914 BANK SERVICE CHARGES	500	500	500	510	520	531	541
	6,160,016	6,160,016	7,260,907	7,406,125	7,554,247	7,705,333	7,859,440
190 Veterans Services Expenditures							
001-190-553 1200 REGULAR SALARIES AND WAGE	180,078	168,778	157,279	160,425	163,634	166,907	170,245
001-190-553 1201 CLASS C PER/DIEM	33	33	44	45	45	46	47
001-190-553 1400 OVERTIME	100	100	100	102	104	106	108
001-190-553 1800 PTO SELL-BACK	3,530	3,530	5,937	6,055	6,175	6,298	6,423
001-190-553 2100 FICA TAXES	14,041	14,041	12,487	12,737	12,991	13,250	13,515
001-190-553 2200 RETIREMENT CONTRIBUTIONS	12,752	14,352	13,905	14,183	14,467	14,756	15,052
001-190-553 2202 RETIREMENT CONTRIBUTIONS/B	0	5,804	0	0	0	0	0
001-190-553 2300 LIFE AND HEALTH INSURANCE	45,900	29,200	23,232	24,860	26,600	28,460	30,452
001-190-553 2400 WORKERS' COMPENSATION	277	277	283	311	340	376	411
001-190-553 3400 OTHER SERVICES	0	21,000	32,823	33,479	34,149	34,832	35,529
001-190-553 4000 TRAVEL AND PER DIEM	2,497	2,497	2,040	2,081	2,123	2,165	2,209
001-190-553 4500 INSURANCE	327	0	0	0	0	0	0
001-190-553 4606 REPAIRS & MAINT VEHICLES	950	950	0	0	0	0	0
001-190-553 4700 PRINTING AND BINDING	268	268	280	286	291	297	303

Department Fund Line Item Detail Proforma

Sumter County

Fiscal Year 2015

	FY 2014 Adopted	FY 2014 Amended	FY 2015 Budget	FY 2016 Budget	FY 2017 Budget	FY 2018 Budget	FY 2019 Budget
001 GENERAL FUND							
001-190-553 5100 OFFICE SUPPLIES	1,206	1,206	0	0	0	0	0
001-190-553 5200 OPERATING SUPPLIES	441	441	0	0	0	0	0
001-190-553 5220 GAS & OIL	2,145	1,591	0	0	0	0	0
001-190-553 5400 BOOKS, SUBSCRIPT, DUES	380	530	623	635	648	661	674
001-190-553 5500 TRAINING	375	375	1,130	694	708	722	736
001-190-553 6302 INFRASTRUCTURE- VETERANS M	1,225	1,225	1,475	1,505	1,535	1,566	1,597
	266,525	266,198	251,638	257,398	263,810	270,442	277,301
193 EMS County Grant Expenditures							
001-193-526 3400 OTHER SERVICES	0	8,576	0	0	0	0	0
001-193-526 5200 OPERATING SUPPLIES	0	8,917	0	0	0	0	0
	0	17,493	0	0	0	0	0
195 Local Mosquito Control Expenditures							
001-195-562 1200 REGULAR SALARIES AND WAGE	144,604	144,604	150,117	153,119	156,182	159,305	162,492
001-195-562 1201 CLASS C PER/DIEM	100	130	150	150	150	150	150
001-195-562 1400 OVERTIME	700	700	700	714	728	743	758
001-195-562 1800 PTO SELL-BACK	4,085	4,085	7,617	7,769	7,924	8,082	8,243
001-195-562 2100 FICA TAXES	11,375	11,375	12,067	12,308	12,553	12,805	13,061
001-195-562 2200 RETIREMENT CONTRIBUTIONS	10,325	10,325	11,621	11,851	12,089	12,330	12,575
001-195-562 2300 LIFE AND HEALTH INSURANCE	41,310	41,310	27,156	29,059	31,093	33,268	35,597
001-195-562 2400 WORKERS' COMPENSATION	5,928	5,928	8,737	9,592	10,536	11,573	12,716
001-195-562 3100 PROFESSIONAL SERVICES	60	60	100	102	104	107	109
001-195-562 3400 OTHER SERVICES	0	0	0	0	500	0	0
001-195-562 4000 TRAVEL AND PER DIEM	1,400	1,400	0	0	744	0	0
001-195-562 4200 POSTAGE	700	700	0	0	0	0	0
001-195-562 4300 UTILITIES	350	320	350	357	365	372	380
001-195-562 4400 RENTALS AND LEASES	500	500	0	0	0	0	0
001-195-562 4500 INSURANCE	4,058	0	0	0	0	0	0
001-195-562 4600 REPAIR & MAINT SERVICE	10,086	14,086	5,100	4,152	4,217	4,283	4,349
001-195-562 4700 PRINTING AND BINDING	226	226	229	234	238	243	248
001-195-562 4900 OTHER CURRENT CHARGES	0	140	60	100	0	100	200
001-195-562 5100 OFFICE SUPPLIES	500	500	0	0	0	0	0
001-195-562 5200 OPERATING SUPPLIES	10,502	14,312	13,226	9,849	10,953	10,132	11,243
001-195-562 5209 OPERATING SUP/CHEMICAL	54,544	65,003	64,000	87,720	89,474	91,263	93,088
001-195-562 5220 GAS & OIL	19,484	19,484	18,628	18,999	19,380	19,767	20,162
001-195-562 5400 BOOKS, SUBSCRIPT, DUES	440	440	452	461	471	479	489
001-195-562 5500 TRAINING	2,688	2,688	2,188	2,232	2,776	2,321	2,368
001-195-562 6400 MACH & EQPT >= \$5,000	29,850	29,900	8,000	28,000	48,000	28,000	53,000
	353,815	368,216	330,498	376,767	408,477	395,322	431,227
200 Animal Services Expenditures							
001-200-562 1200 REGULAR SALARIES AND WAGE	226,580	226,580	310,575	316,786	323,121	329,583	336,177
001-200-562 1201 CLASS C PER/DIEM	99	99	132	135	138	141	144
001-200-562 1300 OTHER SALARIES AND WAGES	10,170	0	0	0	0	0	0
001-200-562 1400 OVERTIME	17,164	17,164	11,134	11,357	11,584	11,816	12,052
001-200-562 1800 PTO SELL-BACK	2,739	2,739	2,454	2,503	2,553	2,604	2,656
001-200-562 2100 FICA TAXES	18,927	18,927	25,039	25,541	26,051	26,572	27,104
001-200-562 2200 RETIREMENT CONTRIBUTIONS	16,907	16,907	24,077	24,557	25,051	25,550	26,062
001-200-562 2300 LIFE AND HEALTH INSURANCE	73,440	71,440	76,452	81,800	87,536	93,653	100,202
001-200-562 2400 WORKERS' COMPENSATION	2,666	2,666	3,760	4,125	4,529	4,973	5,459
001-200-562 3100 PROFESSIONAL SERVICES	21,920	21,920	27,549	28,100	28,662	29,235	29,820
001-200-562 3400 OTHER SERVICES	10,598	63,768	38,834	39,611	40,403	41,212	42,036
001-200-562 4000 TRAVEL AND PER DIEM	8,736	8,736	23,744	24,219	24,703	25,197	25,701
001-200-562 4200 POSTAGE	50	50	0	0	0	0	0
001-200-562 4400 RENTALS AND LEASES	45	45	0	0	0	0	0
001-200-562 4500 INSURANCE	3,543	0	0	0	0	0	0

Department Fund Line Item Detail Proforma

Sumter County

Fiscal Year 2015

	FY 2014 Adopted	FY 2014 Amended	FY 2015 Budget	FY 2016 Budget	FY 2017 Budget	FY 2018 Budget	FY 2019 Budget
001 GENERAL FUND							
001-200-562 4600 REPAIR & MAINT SERVICE	55	55	0	0	0	0	0
001-200-562 4606 REPAIRS & MAINT VEHICLES	4,000	6,000	0	0	0	0	0
001-200-562 4700 PRINTING AND BINDING	1,994	1,926	1,240	1,265	1,290	1,316	1,342
001-200-562 4900 OTHER CURRENT CHARGES	340	340	340	347	354	361	368
001-200-562 4911 LEGAL ADVERTISING	0	68	0	0	0	0	0
001-200-562 5100 OFFICE SUPPLIES	1,312	1,312	0	0	0	0	0
001-200-562 5200 OPERATING SUPPLIES	57,521	57,521	52,552	53,602	54,675	55,769	56,884
001-200-562 5220 GAS & OIL	23,359	23,359	20,087	20,489	20,899	21,317	21,743
001-200-562 5400 BOOKS, SUBSCRIPT, DUES	690	690	1,130	1,153	1,176	1,199	1,223
001-200-562 5500 TRAINING	7,075	7,075	9,425	9,614	9,806	10,002	10,202
001-200-562 6400 MACH & EQPT >= \$5,000	0	0	22,500	22,950	23,409	23,877	24,355
	509,930	549,387	651,024	668,154	685,940	704,377	723,530
<u>220 Welfare Expenditures</u>							
001-220-564 3402 MEDICAID HMO	591,800	591,800	654,825	792,338	958,729	1,160,062	1,403,675
001-220-564 3406 HEALTH CARE RESPONSIBILITY	400,792	400,792	420,416	428,824	437,400	446,148	455,071
001-220-564 4960 INDIGENT BURIAL	17,500	17,500	18,150	18,513	18,883	19,261	19,646
	1,010,092	1,010,092	1,093,391	1,239,675	1,415,012	1,625,471	1,878,392
<u>224 Court Communications Expenditures</u>							
001-224-685 4101 COMMUNICATION- GUARDIAN AD	2,172	2,172	2,112	2,154	2,196	2,240	2,284
001-224-605 4105 COMMUNICATION- JUDGES	12,500	12,500	12,875	13,133	13,395	13,663	13,936
001-224-603 4106 COMMUNICATION- PUBLIC DEFE	2,000	2,000	3,200	3,296	3,395	3,497	3,602
001-224-602 4107 COMMUNICATION- STATE ATTOR	6,000	6,000	6,180	6,304	6,430	6,558	6,689
	22,672	22,672	24,367	24,887	25,416	25,958	26,511
<u>290 County Building/Detention Center Expenditures</u>							
001-290-523 3423 CONTRACT SVCS-SCAAP	0	3,197	0	0	0	0	0
001-290-581 9118 TR SHERIFF SCAAP	0	11,331	0	0	0	0	0
	0	14,528	0	0	0	0	0
<u>291 Detention Security Grant Expenditures</u>							
001-291-581 9119 TR SHERIFF	0	5,367	0	0	0	0	0
	0	5,367	0	0	0	0	0
<u>300 Medical Examiner Expenditures</u>							
001-300-527 3103 MEDICAL EXAMINER	258,877	258,877	264,054	269,335	274,722	280,216	285,820
	258,877	258,877	264,054	269,335	274,722	280,216	285,820
<u>310 Sheriff Expenditures</u>							
001-310-581 9119 TR SHERIFF	22,420,962	22,420,962	23,029,943	22,960,882	23,420,100	23,888,494	24,366,268
	22,420,962	22,420,962	23,029,943	22,960,882	23,420,100	23,888,494	24,366,268
<u>311 Sheriff / Court Services Expenditures</u>							
001-311-581 9119 TR SHERIFF	1,029,058	1,029,058	1,026,418	1,046,946	1,067,884	1,089,243	1,111,026
	1,029,058	1,029,058	1,026,418	1,046,946	1,067,884	1,089,243	1,111,026
<u>312 Sheriff - Bushnell Law Enf. Services Expenditures</u>							
001-312-581 9119 TR SHERIFF	598,551	598,551	618,271	630,637	643,248	656,115	669,237
	598,551	598,551	618,271	630,637	643,248	656,115	669,237
<u>325 Department of Juvenile Justice Expenditures</u>							
001-325-671 4902 DEPT OF JUVENILE JUSTICE	87,403	87,403	26,201	26,725	27,260	27,805	28,361
	87,403	87,403	26,201	26,725	27,260	27,805	28,361
<u>395 Comp. Env. Planning & Water Conservation Expenditures</u>							
001-395-537 3424 CONTRACT SVCS-WITH REG WA	19,038	19,038	19,970	20,369	20,776	21,192	21,616
	19,038	19,038	19,970	20,369	20,776	21,192	21,616
<u>412 Other Governmental Services Expenditures</u>							
001-412-529 3100 PROFESSIONAL SERVICES	0	5,300	10,000	10,000	10,000	10,000	10,000
001-412-512 3407 LOBBYIST	60,000	60,000	60,000	60,000	60,000	60,000	60,000

Department Fund Line Item Detail Proforma

Sumter County

Fiscal Year 2015

	FY 2014 Adopted	FY 2014 Amended	FY 2015 Budget	FY 2016 Budget	FY 2017 Budget	FY 2018 Budget	FY 2019 Budget
001 GENERAL FUND							
001-412-569 3442 UNIVERSITY OF FLORIDA CHILD	5,600	5,600	5,400	5,400	5,400	5,400	5,400
001-412-552 3448 CONTRACT SVCS - EC DEVELOP	38,500	38,500	0	0	0	0	0
001-412-512 4900 OTHER CURRENT CHARGES	3,130	6,330	6,500	6,630	6,760	6,897	7,034
001-412-512 4903 TAX DEED APPLICATIONS	2,500	2,500	3,500	3,570	3,641	3,714	3,788
001-412-512 4910 REFUND PRIOR YEAR TAXES	2,500	2,500	2,500	2,550	2,601	2,653	2,706
001-412-512 4913 LEGAL AD DEL TAX ROLL	37,243	37,243	36,050	36,771	37,506	38,256	39,021
001-412-719 5202 JURY & BAILIFF SUPPLIES	546	546	500	510	520	530	541
001-412-541 6522 NEW CR FR CR529 EAST	225,000	225,000	0	0	0	0	0
001-412-535 8101 BUSHNELL SEWER PLANT AGRE	56,000	56,000	56,000	56,000	56,000	56,000	56,000
001-412-569 8102 SCHOOL BD DRIVER EDUCATION	49,606	49,606	50,598	51,610	52,642	53,695	54,769
001-412-554 8103 WILDWOOD REDEVELOPMENT	99,832	101,919	96,846	103,736	105,811	107,927	110,086
001-412-521 8104 AID TO GOVT - WILDWOOD	100,000	100,000	100,000	100,000	100,000	100,000	100,000
001-412-562 8106 SC HEALTH DEPARTMENT	725,000	725,000	945,000	963,900	983,178	1,002,842	1,022,899
001-412-554 8110 COLEMAN REDEVELOPMENT	27,113	27,680	28,753	29,328	29,915	30,513	31,123
001-412-554 8120 CENTER HILL REDEVELOPMENT	7,832	7,983	3,978	4,058	4,140	4,223	4,307
	1,440,402	1,451,707	1,405,625	1,434,063	1,458,114	1,482,650	1,507,674
413 Internal Services Expenditures							
001-413-519 2500 UNEMPLOYMENT COMPENSATIO	85,800	85,600	44,000	44,880	45,778	46,694	47,628
001-413-519 3200 ACCOUNTING AND AUDITING	141,100	141,300	144,800	149,200	153,600	158,208	162,954
001-413-519 3400 OTHER SERVICES	3,120	3,120	3,928	4,007	4,087	4,169	4,252
001-413-519 3437 TRIM MAILING	45,602	45,602	44,256	45,141	46,044	46,965	47,904
001-413-519 4100 COMMUNICATION SERVICES	491,744	491,744	340,126	346,930	353,870	360,947	368,167
001-413-519 4200 POSTAGE	13,866	13,516	39,900	40,698	41,512	42,342	43,189
001-413-519 4201 POSTAGE - TAX AUTHORITY	350	350	350	357	364	371	379
001-413-519 4202 POSTAGE CLEARING ACCOUNT	100	100	100	100	100	100	100
001-413-519 4400 RENTALS AND LEASES	39,810	39,810	67,100	68,442	69,811	71,207	72,631
001-413-519 4502 LIABILITY INSURANCE	115,321	112,256	135,891	138,609	141,381	144,209	147,093
001-413-519 4503 PROPERTY INSURANCE	275,878	349,878	365,442	394,677	426,251	460,351	497,179
001-413-519 4504 FLEET INSURANCE	2,500	63,099	30,701	33,157	35,810	38,675	41,769
001-413-519 4505 WORKERS' COMPENSATION CLE	1,000	1,000	1,000	1,000	1,000	1,000	1,000
001-413-519 4511 PROPERTY DEDUCTIBLES	60,000	22,466	60,000	60,000	60,000	60,000	60,000
001-413-519 4521 LIABILITY DEDUCTIBLES	5,000	5,000	5,000	5,000	5,000	5,000	5,000
001-413-519 4600 REPAIR & MAINT SERVICE	8,950	8,950	0	0	0	0	0
001-413-519 4700 PRINTING AND BINDING	14,389	14,389	29,000	29,580	30,172	30,775	31,391
001-413-519 4911 LEGAL ADVERTISING	0	0	5,010	5,110	5,212	5,316	5,422
001-413-519 4914 BANK SERVICE CHARGES	500	500	500	500	500	500	500
001-413-519 4916 TUITION REIMBURSEMENT	50,000	50,000	85,075	86,777	88,513	90,283	92,089
001-413-519 5100 OFFICE SUPPLIES	300	650	50,500	51,510	52,540	53,590	54,662
001-413-519 5200 OPERATING SUPPLIES	300	300	970	989	1,008	1,027	1,048
001-413-519 5400 BOOKS, SUBSCRIPT, DUES	350	350	350	357	364	371	379
	1,355,980	1,449,980	1,453,999	1,507,021	1,562,917	1,622,101	1,684,736
415 Information Technology Expenditures							
001-415-519 1200 REGULAR SALARIES AND WAGE	125,227	41,883	0	0	0	0	0
001-415-519 1800 PTO SELL-BACK	2,755	2,803	0	0	0	0	0
001-415-519 2100 FICA TAXES	9,751	3,349	0	0	0	0	0
001-415-519 2200 RETIREMENT CONTRIBUTIONS	8,846	2,496	0	0	0	0	0
001-415-519 2202 RETIREMENT CONTRIBUTIONS/B	0	11,478	0	0	0	0	0
001-415-519 2300 LIFE AND HEALTH INSURANCE	18,360	5,623	0	0	0	0	0
001-415-519 2400 WORKERS' COMPENSATION	192	75	0	0	0	0	0
001-415-519 3100 PROFESSIONAL SERVICES	0	0	4,500	4,500	4,500	4,500	4,500
001-415-519 3400 OTHER SERVICES	620,902	1,044,090	1,460,504	1,489,681	1,682,450	1,549,814	1,580,786
001-415-519 4500 INSURANCE	1,030	0	0	0	0	0	0
001-415-519 4600 REPAIR & MAINT SERVICE	168,499	134,883	80,000	81,600	83,232	84,897	86,595
001-415-519 5100 OFFICE SUPPLIES	0	150	0	0	0	0	0

Department Fund Line Item Detail Proforma

Sumter County

Fiscal Year 2015

	FY 2014 Adopted	FY 2014 Amended	FY 2015 Budget	FY 2016 Budget	FY 2017 Budget	FY 2018 Budget	FY 2019 Budget
001 GENERAL FUND							
001-415-519 5200 OPERATING SUPPLIES	101,316	107,718	82,154	83,802	85,471	87,185	88,921
001-415-519 5220 GAS & OIL	4,275	625	0	0	0	0	0
001-415-519 5400 BOOKS, SUBSCRIPT, DUES	3,090	0	0	0	0	0	0
001-415-519 5500 TRAINING	10,815	6,745	0	0	0	0	0
001-415-519 6400 MACH & EQPT >= \$5,000	87,998	67,192	0	0	0	0	0
001-415-519 6450 MACH & EQPT \$1,000 - \$4,999	21,890	67,690	82,020	83,660	85,333	87,040	88,780
001-415-519 6800 SOFTWARE - CAPITALIZED	0	63,146	0	0	0	0	0
	<u>1,184,946</u>	<u>1,559,946</u>	<u>1,709,178</u>	<u>1,743,243</u>	<u>1,940,986</u>	<u>1,813,436</u>	<u>1,849,582</u>
<u>416 Vehicle & Equipment Maintenance Expenditures</u>							
001-416-519 1200 REGULAR SALARIES AND WAGE	0	0	271,534	276,966	282,507	288,157	293,921
001-416-519 1400 OVERTIME	0	0	6,250	6,375	6,503	6,633	6,766
001-416-519 1800 PTO SELL-BACK	0	0	2,879	2,937	2,996	3,056	3,117
001-416-519 2100 FICA TAXES	0	0	21,471	21,903	22,341	22,788	23,243
001-416-519 2200 RETIREMENT CONTRIBUTIONS	0	0	20,680	21,092	21,514	21,943	22,383
001-416-519 2300 LIFE AND HEALTH INSURANCE	0	0	34,848	37,290	39,900	42,690	45,678
001-416-519 2400 WORKERS' COMPENSATION	0	0	4,640	5,095	5,601	6,157	6,769
001-416-519 4400 RENTALS AND LEASES	0	0	4,627	4,720	4,814	4,910	5,008
001-416-519 4600 REPAIR & MAINT SERVICE	0	0	69,043	70,423	71,832	73,269	74,734
001-416-519 4606 REPAIRS & MAINT VEHICLES	0	0	114,813	117,109	119,451	121,840	124,277
001-416-519 4700 PRINTING AND BINDING	0	0	200	204	208	212	216
001-416-519 4900 OTHER CURRENT CHARGES	0	0	90	0	0	90	92
001-416-519 5200 OPERATING SUPPLIES	0	0	32,784	33,418	34,065	34,724	35,396
001-416-519 5220 GAS & OIL	0	0	9,623	9,815	10,011	10,211	10,415
001-416-519 5500 TRAINING	0	0	875	875	875	950	950
001-416-519 6400 MACH & EQPT >= \$5,000	0	0	63,500	0	0	32,500	0
001-416-519 6450 MACH & EQPT \$1,000 - \$4,999	0	0	3,500	0	0	0	0
	<u>0</u>	<u>0</u>	<u>661,357</u>	<u>608,222</u>	<u>622,618</u>	<u>670,130</u>	<u>652,965</u>
<u>420 Miscellaneous Services Expenditures</u>							
001-420-563 3431 LIFE STREAM	112,604	112,604	117,856	123,208	128,560	133,912	139,264
001-420-565 8201 AID TO SCARC	40,000	40,000	40,000	40,000	40,000	40,000	40,000
001-420-564 8202 MID-FLORIDA COMMUNITY SERV	1,040	1,040	1,040	1,040	1,040	1,040	1,040
	<u>153,644</u>	<u>153,644</u>	<u>158,896</u>	<u>164,248</u>	<u>169,600</u>	<u>174,952</u>	<u>180,304</u>
<u>460 Library Program Expenditures</u>							
001-460-571 1200 REGULAR SALARIES AND WAGE	57,529	57,529	62,225	63,470	64,739	66,034	67,355
001-460-571 1201 CLASS C PER/DIEM	88	88	55	56	57	58	59
001-460-571 1800 PTO SELL-BACK	1,102	1,102	3,369	3,436	3,504	3,574	3,645
001-460-571 2100 FICA TAXES	4,486	4,486	5,020	5,121	5,225	5,327	5,434
001-460-571 2200 RETIREMENT CONTRIBUTIONS	4,075	4,075	4,816	4,914	5,010	5,112	5,215
001-460-571 2202 RETIREMENT CONTRIBUTIONS/B	0	1,937	0	0	0	0	0
001-460-571 2300 LIFE AND HEALTH INSURANCE	9,180	47,883	5,808	6,215	6,650	7,115	7,613
001-460-571 2400 WORKERS' COMPENSATION	88	241	114	125	137	150	164
001-460-571 3400 OTHER SERVICES	1,947,440	1,947,440	2,221,406	2,276,941	2,333,865	2,392,212	2,452,017
001-460-571 4000 TRAVEL AND PER DIEM	924	924	5,780	3,589	4,755	4,851	4,948
001-460-571 4400 RENTALS AND LEASES	0	1,500	300	0	0	0	0
001-460-571 4500 INSURANCE	1,242	1,242	0	0	0	0	0
001-460-571 4606 REPAIRS & MAINT VEHICLES	5,790	5,790	1,500	1,530	1,561	1,592	1,624
001-460-571 4911 LEGAL ADVERTISING	125	125	0	0	0	0	0
001-460-571 5220 GAS & OIL	1,184	1,184	922	941	960	980	1,000
001-460-571 5400 BOOKS, SUBSCRIPT, DUES	230	230	295	299	327	331	335
001-460-571 5500 TRAINING	509	509	850	868	886	904	922
001-460-571 8200 AIDS TO PRIVATE ORGANIZATION	30,000	30,000	30,000	30,000	30,000	30,000	30,000
	<u>2,063,992</u>	<u>2,106,285</u>	<u>2,342,460</u>	<u>2,397,505</u>	<u>2,457,676</u>	<u>2,518,240</u>	<u>2,580,331</u>
<u>463 State Aid LIBR 13-ST Expenditures</u>							

Department Fund Line Item Detail Proforma

Sumter County

Fiscal Year 2015

	FY 2014 Adopted	FY 2014 Amended	FY 2015 Budget	FY 2016 Budget	FY 2017 Budget	FY 2018 Budget	FY 2019 Budget
001 GENERAL FUND							
001-463-571 6600 BOOKS, LIBRARY MATERIALS	0	0	0	552,738	0	0	0
	0	0	0	552,738	0	0	0
464 State Aid LIBR 07-ST-77 Expenditures							
001-464-571 6600 BOOKS, LIBRARY MATERIALS	0	0	502,739	0	0	0	0
	0	0	502,739	0	0	0	0
465 Library State Aid Grant 06-ST-76 Expenditures							
001-465-571 6600 BOOKS, LIBRARY MATERIALS	433,189	433,189	0	0	0	0	0
	433,189	433,189	0	0	0	0	0
481 Former Parks Dept (merged with Facilities FY14/15) Expenditures							
001-481-572 1200 REGULAR SALARIES AND WAGE	221,606	221,606	0	0	0	0	0
001-481-572 1300 OTHER SALARIES AND WAGES	16,000	5,668	0	0	0	0	0
001-481-572 1400 OVERTIME	3,000	2,911	0	0	0	0	0
001-481-572 1800 PTO SELL-BACK	5,020	5,020	0	0	0	0	0
001-481-572 2100 FICA TAXES	17,431	17,431	0	0	0	0	0
001-481-572 2200 RETIREMENT CONTRIBUTIONS	15,751	15,751	0	0	0	0	0
001-481-572 2300 LIFE AND HEALTH INSURANCE	59,670	66,670	0	0	0	0	0
001-481-572 2400 WORKERS' COMPENSATION	4,971	4,971	0	0	0	0	0
001-481-572 3100 PROFESSIONAL SERVICES	10,500	36,000	0	0	0	0	0
001-481-572 3400 OTHER SERVICES	9,510	36,842	0	0	0	0	0
001-481-572 4000 TRAVEL AND PER DIEM	1,300	1,300	0	0	0	0	0
001-481-572 4300 UTILITIES	24,500	24,500	0	0	0	0	0
001-481-572 4400 RENTALS AND LEASES	7,215	7,215	0	0	0	0	0
001-481-572 4500 INSURANCE	3,030	3,030	0	0	0	0	0
001-481-572 4600 REPAIR & MAINT SERVICE	33,000	33,000	0	0	0	0	0
001-481-572 4690 NON-CAPITALIZED PROJECTS	5,000	5,000	0	0	0	0	0
001-481-572 4700 PRINTING AND BINDING	100	100	0	0	0	0	0
001-481-572 4900 OTHER CURRENT CHARGES	0	89	0	0	0	0	0
001-481-572 5100 OFFICE SUPPLIES	300	300	0	0	0	0	0
001-481-572 5200 OPERATING SUPPLIES	42,500	42,500	0	0	0	0	0
001-481-572 5220 GAS & OIL	31,300	24,300	0	0	0	0	0
001-481-572 5500 TRAINING	700	700	0	0	0	0	0
001-481-572 6300 INFRASTRUCTURE	4,000	2,000	0	0	0	0	0
001-481-572 6400 MACH & EQPT >= \$5,000	30,000	32,000	0	0	0	0	0
	546,404	588,904	0	0	0	0	0
560 Affordable Housing Expenditures							
001-560-554 3405 CONTRACTUAL SERVICES-PROG	0	500	1,000	1,020	1,040	1,061	1,082
001-560-554 3420 EMERGENCY REPAIR	6,000	10,350	9,000	9,180	9,364	9,551	9,742
001-560-554 4200 POSTAGE	0	100	0	0	0	0	0
001-560-554 4945 RECORDING FEES-PROGRAM	745	1,000	1,000	1,020	1,040	1,061	1,082
001-560-554 5100 OFFICE SUPPLIES	0	500	0	0	0	0	0
	6,745	12,450	11,000	11,220	11,445	11,673	11,907
620 SWFWMD FYN Grant Expenditures							
001-620-537 3130 PROF SVCS - IFAS	44,496	0	0	0	0	0	0
	44,496	0	0	0	0	0	0
980 Transfers Expenditures							
001-980-581 9112 TR TO CTT	1,146,905	600,000	600,000	600,000	600,000	600,000	600,000
001-980-581 9128 TR TO COURT LOCAL REQ	0	6,895	7,033	7,174	7,317	7,463	7,613
001-980-581 9129 TR TO COURT TECH FUND	0	0	131,211	177,990	183,585	189,313	195,176
001-980-581 9135 TR CAPITAL OUTLAY RSRV	1,370,500	6,470,433	3,368,906	4,600,000	1,500,000	1,500,000	1,500,000
001-980-581 9139 TR GRP HLTH	3,727,080	3,727,080	3,522,900	3,593,358	3,665,225	3,738,530	3,813,301
001-980-581 9170 TR TRANSIT FUND	442,285	437,928	372,965	389,949	374,578	419,649	399,055
001-980-581 9174 TR BLDG SVCS WAIVERS	47,580	170,817	49,007	49,987	50,987	52,007	53,047
001-980-581 9178 TR ROAD IMPACT WAIVERS	13,136	13,136	13,530	13,530	13,530	0	0

Department Fund Line Item Detail Proforma

Sumter County

Fiscal Year 2015

	FY 2014 Adopted	FY 2014 Amended	FY 2015 Budget	FY 2016 Budget	FY 2017 Budget	FY 2018 Budget	FY 2019 Budget
001 GENERAL FUND							
	6,747,486	11,426,289	8,065,552	9,431,988	6,395,222	6,506,962	6,568,192
991 Reserves Expenditures							
001-991-999 9300 RSRV CONTINGENCIES	3,541,681	3,397,371	4,046,446	4,400,045	4,340,155	4,429,402	4,519,822
001-991-999 9311 RSRV-RETIRE PAY - TC	0	0	30,000	0	0	0	0
001-991-999 9328 RSRV TERM PAY SHERIFF	110,000	110,000	250,000	250,000	100,000	100,000	100,000
001-991-999 9381 RSRV OPEB	345,906	345,906	380,000	387,600	395,352	403,259	411,324
001-991-999 9383 RSRV FOR EC DEV INCENTIVES	300,000	300,000	300,000	306,000	312,120	318,362	324,730
	4,297,587	4,153,277	5,006,446	5,343,645	5,147,627	5,251,023	5,355,876
996 Reserves Expenditures							
001-996-999 9301 RSRV CASH BAL FWD	11,595,462	11,595,462	13,490,848	16,888,368	17,062,916	17,084,255	17,664,690
	11,595,462	11,595,462	13,490,848	16,888,368	17,062,916	17,084,255	17,664,690
Fund Total Revenue:	86,726,659	92,526,682	99,426,194	104,012,272	102,469,681	104,574,026	106,706,177
Fund Total Expenditure:	86,726,659	92,526,682	99,426,194	104,012,272	102,469,681	104,574,025	106,706,177
Balance:	0	0	0	0	0	0	0

103 COUNTY TRAN TRUST FUND

000 - Revenues

103-000-000 312310 COUNTY NINTH-CENT VOTED F	744,685	744,685	791,303	782,366	798,013	813,973	830,252
103-000-000 312410 LOCAL OPTION FUEL TAX	3,693,592	3,693,592	3,943,554	4,022,424	4,102,873	4,184,931	4,268,629
103-000-000 329940 DRIVEWAY PERMIT FEES	900	900	990	990	990	990	990
103-000-000 335490 MOTOR FUEL USE TAX	4,475	4,475	4,564	4,655	4,748	4,843	4,940
103-000-000 335491 FUEL TAX REFUND	27,978	27,978	28,537	29,108	29,690	30,284	30,889
103-000-000 335492 CONST GAS TAX/20% PORTION	287,419	287,419	301,105	307,127	313,270	319,535	325,926
103-000-000 335493 COUNTY FUEL/7TH CENT	633,442	633,442	663,577	676,848	690,385	704,192	718,276
103-000-000 344910 TRAFFIC SIGNAL MAINTENANC	40,038	40,038	43,395	44,263	45,149	46,052	46,974
103-000-000 344911 VILLAGES TRAFFIC COUNT RE	15,000	15,000	0	0	0	0	0
103-000-000 344912 FDOT/I-75/CR673 ROW MAINTA	3,446	3,446	3,446	3,446	3,446	3,446	3,446
103-000-000 344920 CHARGES FOR SERVICES	10,639	10,639	9,225	9,225	9,225	9,225	9,225
103-000-000 361100 INTEREST EARNINGS	371	371	100	102	104	105	107
103-000-000 361150 SBA INTEREST	14,250	14,250	3,000	3,060	3,121	3,183	3,247
103-000-000 361300 NET CHANGE IN INVESTMENT	0	0	8,000	8,160	8,323	8,489	8,659
103-000-000 361310 FLGIT NET CHG INVESTMENT F	28,500	28,500	16,000	16,320	16,647	16,979	17,319
103-000-000 361320 FIT NET CHG INVESTMENT FAI	0	0	100	102	104	105	107
103-000-000 361330 FL SAFE NET CHG INVESTMEN	0	0	20	20	20	20	20
103-000-000 364410 SALE SURPLUS FURN & EQUIP	10	10	10	10	10	10	10
103-000-000 369900 OTHER MISC REVENUE	10	10	10	10	10	10	10
103-000-000 381001 TRANSFER FROM GENERAL FU	1,146,905	600,000	600,000	600,000	600,000	600,000	600,000
103-000-000 400000 BUDGETED CASH BALANCE FO	3,819,164	4,998,564	4,311,497	1,434,129	1,419,353	1,375,356	1,346,847
	10,470,824	11,103,319	10,728,433	7,942,365	8,045,481	8,121,728	8,215,874

340 Road & Bridge Expenditures

103-340-541 1200 REGULAR SALARIES AND WAGE	2,202,431	2,089,330	1,559,643	1,590,838	1,622,658	1,655,116	1,688,220
103-340-541 1201 CLASS C PER/DIEM	264	264	439	101	101	101	101
103-340-541 1400 OVERTIME	40,345	40,345	18,750	19,125	19,508	19,898	20,296
103-340-541 1800 PTO SELL-BACK	42,339	42,339	30,103	30,705	31,319	31,945	32,584
103-340-541 2100 FICA TAXES	174,843	174,843	122,014	124,281	126,596	128,950	131,360
103-340-541 2200 RETIREMENT CONTRIBUTIONS	208,825	208,825	170,627	174,044	177,517	181,070	184,692
103-340-541 2202 RETIREMENT CONTRIBUTIONS/B	0	76,201	11,725	12,311	10,781	11,320	0
103-340-541 2300 LIFE AND HEALTH INSURANCE	449,820	449,820	324,072	346,772	371,044	397,000	424,788
103-340-541 2400 WORKERS' COMPENSATION	86,947	86,947	86,119	94,603	104,067	114,493	125,976
103-340-541 2500 UNEMPLOYMENT COMPENSATIO	3,000	3,000	1,000	1,020	1,040	1,061	1,082

Department Fund Line Item Detail Proforma

Sumter County

Fiscal Year 2015

	FY 2014 Adopted	FY 2014 Amended	FY 2015 Budget	FY 2016 Budget	FY 2017 Budget	FY 2018 Budget	FY 2019 Budget
103 COUNTY TRAN TRUST FUND							
103-340-541 3100 PROFESSIONAL SERVICES	391,420	391,420	355,084	210,559	213,705	216,907	220,173
103-340-541 3200 ACCOUNTING AND AUDITING	12,051	12,051	0	0	0	0	0
103-340-541 3400 OTHER SERVICES	455,547	520,119	766,399	602,625	614,075	625,753	637,665
103-340-541 3414 VILLAGES CDD ROAD MAINTENA	470,906	470,906	462,931	472,190	481,634	491,267	501,092
103-340-541 3436 CONTRACT SVCS-VILLAGES TRF	15,000	15,000	0	0	0	0	0
103-340-541 4000 TRAVEL AND PER DIEM	3,654	3,654	16,634	4,450	4,450	4,450	4,450
103-340-541 4100 COMMUNICATION SERVICES	16,248	16,248	0	0	0	0	0
103-340-541 4200 POSTAGE	1,175	1,175	0	0	0	0	0
103-340-541 4300 UTILITIES	80,306	80,306	33,525	34,196	34,880	35,578	36,290
103-340-541 4400 RENTALS AND LEASES	22,031	26,531	20,273	20,678	21,092	21,514	21,944
103-340-541 4500 INSURANCE	101,405	101,405	0	0	0	0	0
103-340-541 4600 REPAIR & MAINT SERVICE	292,309	257,337	221,553	223,784	226,059	228,379	230,746
103-340-541 4631 ROAD STRIPING	300,000	300,000	250,000	250,000	250,000	250,000	250,000
103-340-541 4700 PRINTING AND BINDING	2,857	2,857	300	300	300	300	300
103-340-541 4900 OTHER CURRENT CHARGES	120	1,670	565	325	865	325	415
103-340-541 4910 REFUND PRIOR YEAR TAXES	10	10	0	0	0	0	0
103-340-541 4911 LEGAL ADVERTISING	1,000	1,000	0	0	0	0	0
103-340-541 4914 BANK SERVICE CHARGES	100	100	0	0	0	0	0
103-340-541 5100 OFFICE SUPPLIES	4,270	4,270	0	0	0	0	0
103-340-541 5200 OPERATING SUPPLIES	80,722	80,722	18,404	16,899	18,822	17,239	19,254
103-340-541 5220 GAS & OIL	284,375	279,875	215,000	219,300	223,686	228,160	232,723
103-340-541 5300 ROAD MATERIALS & SUPPLIES	75,000	75,000	73,281	74,747	76,242	77,767	79,322
103-340-541 5400 BOOKS, SUBSCRIPT, DUES	405	6,155	745	475	475	475	475
103-340-541 5500 TRAINING	8,019	8,019	11,044	5,045	4,625	5,025	4,475
103-340-541 6400 MACH & EQPT >= \$5,000	351,368	351,368	226,000	160,500	227,000	308,000	99,000
103-340-541 6450 MACH & EQPT \$1,000 - \$4,999	6,000	6,000	3,000	11,500	12,000	0	8,000
103-340-541 6528 CR747 FR C48 S 1200 FT	0	0	40,000	0	0	0	0
103-340-541 6598 UNPAVED TO PAVED ROAD PRO	511,000	607,346	500,000	0	0	0	0
103-340-541 6599 CAPITAL ROAD RESURFACING P	1,000,000	1,885,121	3,755,074	1,851,191	1,824,476	1,722,020	1,924,098
	<u>7,696,112</u>	<u>8,677,579</u>	<u>9,294,304</u>	<u>6,552,563</u>	<u>6,699,018</u>	<u>6,774,114</u>	<u>6,879,521</u>
991 Reserves Expenditures							
103-991-999 9300 RSRV CONTINGENCIES	297,212	297,212	478,043	463,267	448,821	449,205	445,451
103-991-999 9331 RSRV ROAD PRJCTS	1,287,757	938,785	0	0	0	0	0
	<u>1,584,969</u>	<u>1,235,997</u>	<u>478,043</u>	<u>463,267</u>	<u>448,821</u>	<u>449,205</u>	<u>445,451</u>
996 Reserves Expenditures							
103-996-999 9301 RSRV CASH BAL FWD	1,189,743	1,189,743	956,086	926,535	897,642	898,409	890,902
	<u>1,189,743</u>	<u>1,189,743</u>	<u>956,086</u>	<u>926,535</u>	<u>897,642</u>	<u>898,409</u>	<u>890,902</u>
Fund Total Revenue:	10,470,824	11,103,319	10,728,433	7,942,365	8,045,481	8,121,728	8,215,874
Fund Total Expenditure:	10,470,824	11,103,319	10,728,433	7,942,365	8,045,481	8,121,728	8,215,874
Balance:	0	0	0	0	0	0	0

106 SECONDARY TRUST FUND

000 - Revenues

106-000-000 334477 TRAFFIC MANAGMENT SYSTEM	0	0	100,000	1,000,000	0	0	0
106-000-000 334478 FDOT C-476 SAFETY IMPR US3	0	0	47,000	310,000	0	0	0
106-000-000 334479 FDOT C-48 SAFETY IMPR CR61	0	0	450,000	0	2,751,000	0	0
106-000-000 334481 C-478 fr US 301 to SR 471	0	0	0	0	0	0	2,583,000
106-000-000 334482 CR673 FR CR674 W TO I75 SCR	0	0	0	0	0	2,032,000	0
106-000-000 334483 C468 TURNPIKE WEST TO CR5	4,000,000	4,000,000	3,800,000	0	0	0	0
106-000-000 334485 C-466 FROM US 301 TO CR 209	0	0	0	1,613,000	0	0	0

Department Fund Line Item Detail Proforma

Sumter County

Fiscal Year 2015

	FY 2014 Adopted	FY 2014 Amended	FY 2015 Budget	FY 2016 Budget	FY 2017 Budget	FY 2018 Budget	FY 2019 Budget
106 SECONDARY TRUST FUND							
106-000-000 334487 C-475 fm C-470 to CR 542	0	0	0	0	3,263,000	0	0
106-000-000 335494 CONST GAS TAX/80% PORTION	1,149,671	1,149,671	1,204,420	1,228,509	1,253,079	1,278,140	1,303,703
106-000-000 361150 SBA INTEREST	2,000	2,000	0	0	0	0	0
106-000-000 361300 NET CHANGE IN INVESTMENT	6,000	6,000	0	0	0	0	0
106-000-000 400000 BUDGETED CASH BALANCE FO	1,142,644	1,513,446	0	0	0	0	0
	<u>6,300,315</u>	<u>6,671,117</u>	<u>5,601,420</u>	<u>4,151,509</u>	<u>7,267,079</u>	<u>3,310,140</u>	<u>3,886,703</u>
340 Road & Bridge Expenditures							
106-340-541 6331 TRAFFIC MANAGEMENT SYSTEM	0	17,540	100,000	1,000,000	0	0	0
106-340-541 6518 C-475 FROM C-470 TO CR 542	0	0	0	0	3,263,000	0	0
106-340-541 6519 CR673 FR CR674 W TO I75 SCRAP	0	0	0	0	0	2,032,000	0
106-340-541 6523 C-466 FROM CR 209 to US 301	0	0	0	1,613,000	0	0	0
106-340-541 6529 C-478 fr US 301 to SR 471	0	0	0	0	0	0	2,583,000
106-340-541 6531 C-48 SAFETY IMPR CR616 TO CIT	0	0	450,000	0	2,751,000	0	0
106-340-541 6532 C-476 SAFETY IMPR US 301 TO H	0	0	47,000	310,000	0	0	0
106-340-541 6536 C-468 TURNPIKE WEST TO CR 50	4,000,000	4,000,000	3,800,000	0	0	0	0
106-340-541 6599 CAPITAL ROAD RESURFACING P	1,500,000	1,500,000	1,204,420	1,228,509	1,253,079	1,278,140	1,303,703
	<u>5,500,000</u>	<u>5,517,540</u>	<u>5,601,420</u>	<u>4,151,509</u>	<u>7,267,079</u>	<u>3,310,140</u>	<u>3,886,703</u>
991 Reserves Expenditures							
106-991-999 9300 RSRV CONTINGENCIES	150,000	150,000	0	0	0	0	0
106-991-999 9331 RSRV ROAD PRJCTS	350,315	703,577	0	0	0	0	0
	<u>500,315</u>	<u>853,577</u>	<u>0</u>	<u>0</u>	<u>0</u>	<u>0</u>	<u>0</u>
996 Reserves Expenditures							
106-996-999 9301 RSRV CASH BAL FWD	300,000	300,000	0	0	0	0	0
	<u>300,000</u>	<u>300,000</u>	<u>0</u>	<u>0</u>	<u>0</u>	<u>0</u>	<u>0</u>
Fund Total Revenue:	6,300,315	6,671,117	5,601,420	4,151,509	7,267,079	3,310,140	3,886,703
Fund Total Expenditure:	6,300,315	6,671,117	5,601,420	4,151,509	7,267,079	3,310,140	3,886,703
Balance:	0	0	0	0	0	0	0

110 LAW ENFORCEMENT TRUST FUND

000 - Revenues

110-000-000 359000 FORFEITS	3,207	3,207	1,439	1,454	1,468	1,483	1,498
110-000-000 361100 INTEREST EARNINGS	10	10	10	10	10	11	11
110-000-000 361150 SBA INTEREST	0	0	10	10	10	10	10
110-000-000 361300 NET CHANGE IN INVESTMENT	0	0	10	10	10	10	10
110-000-000 361310 FLGIT NET CHG INVESTMENT F	0	0	10	10	10	10	10
110-000-000 400000 BUDGETED CASH BALANCE FO	167,092	116,741	111,958	113,407	114,901	116,409	117,932
	<u>170,309</u>	<u>119,958</u>	<u>113,437</u>	<u>114,901</u>	<u>116,409</u>	<u>117,933</u>	<u>119,471</u>

310 Sheriff Expenditures

110-310-581 9119 TR SHERIFF	0	8,000	0	0	0	0	0
	<u>0</u>	<u>8,000</u>	<u>0</u>	<u>0</u>	<u>0</u>	<u>0</u>	<u>0</u>

991 Reserves Expenditures

110-991-999 9300 RSRV CONTINGENCIES	170,309	111,958	113,437	114,901	116,409	117,933	119,471
	<u>170,309</u>	<u>111,958</u>	<u>113,437</u>	<u>114,901</u>	<u>116,409</u>	<u>117,933</u>	<u>119,471</u>

Fund Total Revenue:	170,309	119,958	113,437	114,901	116,409	117,933	119,471
Fund Total Expenditure:	170,309	119,958	113,437	114,901	116,409	117,933	119,471
Balance:	0	0	0	0	0	0	0

Department Fund Line Item Detail Proforma

Sumter County

Fiscal Year 2015

	FY 2014 Adopted	FY 2014 Amended	FY 2015 Budget	FY 2016 Budget	FY 2017 Budget	FY 2018 Budget	FY 2019 Budget
111 TOURIST DEVELOPMENT FUND							
000 - Revenues							
111-000-000 312110 TOURIST DEVELOPMENT TAX	437,306	477,306	526,255	547,305	569,197	586,273	603,861
111-000-000 361150 SBA INTEREST	9,972	9,972	546	1,848	2,587	4,140	6,623
111-000-000 400000 BUDGETED CASH BALANCE FO	1,661,974	1,325,373	0	208,116	545,469	871,453	1,216,066
	<u>2,109,252</u>	<u>1,812,651</u>	<u>526,801</u>	<u>757,269</u>	<u>1,117,253</u>	<u>1,461,866</u>	<u>1,826,550</u>
121 Tourism Expenditures							
111-121-579 4800 PROMOTIONAL ACTIVITIES	50,000	106,200	23,500	26,000	26,000	26,000	26,000
111-121-579 8105 MUNICIPALITIES FESTIVALS	8,800	8,800	9,885	16,000	30,000	30,000	30,000
111-121-579 8207 DADE BATTLEFIELD REENACTME	0	0	8,000	10,000	10,000	10,000	10,000
111-121-579 8211 BEEF AND BOOGIE EVENT GRAN	10,000	9,800	7,500	10,000	10,000	10,000	10,000
111-121-579 8214 THE VILLAGES ENTERTAINMENT	60,000	60,000	60,000	60,000	80,000	80,000	80,000
111-121-579 8216 AGRITUNITY	5,000	5,000	0	0	0	0	0
111-121-579 8217 FISHING TOURNAMENTS	16,000	7,000	89,800	89,800	89,800	89,800	89,800
111-121-579 8218 COWBOY CRAWL MUD RUN	7,000	0	0	0	0	0	0
	<u>156,800</u>	<u>196,800</u>	<u>198,685</u>	<u>211,800</u>	<u>245,800</u>	<u>245,800</u>	<u>245,800</u>
980 Transfers Expenditures							
111-980-581 9131 WAYFINDING SIGNS	150,000	150,000	70,000	0	0	0	0
111-980-581 9132 COW PALACE RENOVATION	1,500,000	1,448,851	0	0	0	0	0
111-980-581 9146 LAKE MIONA AQUATIC AND AMEN	17,000	17,000	50,000	0	0	0	0
	<u>1,667,000</u>	<u>1,615,851</u>	<u>120,000</u>	<u>0</u>	<u>0</u>	<u>0</u>	<u>0</u>
991 Reserves Expenditures							
111-991-999 9303 RSRV FUTURE PROJECTS	285,452	0	208,116	545,469	871,453	1,216,066	1,580,750
	<u>285,452</u>	<u>0</u>	<u>208,116</u>	<u>545,469</u>	<u>871,453</u>	<u>1,216,066</u>	<u>1,580,750</u>
Fund Total Revenue:	2,109,252	1,812,651	526,801	757,269	1,117,253	1,461,866	1,826,550
Fund Total Expenditure:	2,109,252	1,812,651	526,801	757,269	1,117,253	1,461,866	1,826,550
Balance:	0	0	0	0	0	0	0

113 ANTI-DRUG ABUSE FUND

000 - Revenues							
113-000-000 331230 DRUG TASK FORCE GRANT	0	39,311	0	0	0	0	0
113-000-000 361100 INTEREST EARNINGS	0	0	10	10	10	10	10
113-000-000 361150 SBA INTEREST	0	0	10	10	10	10	10
113-000-000 361310 FLGIT NET CHG INVESTMENT F	0	0	10	10	10	10	10
113-000-000 361330 FL SAFE NET CHG INVESTMEN	0	0	10	10	10	10	10
113-000-000 400000 BUDGETED CASH BALANCE FO	0	1,945	1,949	1,989	2,029	2,069	2,109
	<u>0</u>	<u>41,256</u>	<u>1,989</u>	<u>2,029</u>	<u>2,069</u>	<u>2,109</u>	<u>2,149</u>
313 Anti-Drug Abuse Fund Expenditures							
113-313-581 9119 TR SHERIFF	0	39,311	0	0	0	0	0
	<u>0</u>	<u>39,311</u>	<u>0</u>	<u>0</u>	<u>0</u>	<u>0</u>	<u>0</u>
991 Reserves Expenditures							
113-991-999 9300 RSRV CONTINGENCIES	0	1,945	1,989	2,029	2,069	2,109	2,149
	<u>0</u>	<u>1,945</u>	<u>1,989</u>	<u>2,029</u>	<u>2,069</u>	<u>2,109</u>	<u>2,149</u>
Fund Total Revenue:	0	41,256	1,989	2,029	2,069	2,109	2,149
Fund Total Expenditure:	0	41,256	1,989	2,029	2,069	2,109	2,149
Balance:	0	0	0	0	0	0	0

Department Fund Line Item Detail Proforma

Sumter County

Fiscal Year 2015

	FY 2014 Adopted	FY 2014 Amended	FY 2015 Budget	FY 2016 Budget	FY 2017 Budget	FY 2018 Budget	FY 2019 Budget
114 EMERGENCY TELEPHONE SYSTEM							
000 - Revenues							
114-000-000 335220 911 LOCAL ASSESSMENT - REG	247,865	247,865	218,516	222,885	227,343	231,889	236,527
114-000-000 335221 911 - WIRELESS	192,817	192,817	174,568	178,059	181,621	185,254	188,959
114-000-000 361150 SBA INTEREST	850	850	850	850	850	850	850
114-000-000 400000 BUDGETED CASH BALANCE FO	631,907	810,791	533,537	433,761	453,759	473,759	493,758
	<u>1,073,439</u>	<u>1,252,323</u>	<u>927,471</u>	<u>835,555</u>	<u>863,573</u>	<u>891,752</u>	<u>920,094</u>
155 E-911 System Expenditures							
114-155-525 3400 OTHER SERVICES	38,350	38,350	32,000	32,000	32,000	32,000	32,000
114-155-525 3413 CONTRACT SVCS-WW 911 CALLT	26,689	26,689	23,746	24,221	24,705	25,199	25,703
114-155-525 4000 TRAVEL AND PER DIEM	6,000	6,000	6,000	6,000	6,000	6,000	6,000
114-155-525 4100 COMMUNICATION SERVICES	145,000	145,000	135,000	136,350	137,714	139,091	140,482
114-155-525 4200 POSTAGE	400	800	400	400	400	400	400
114-155-525 4600 REPAIR & MAINT SERVICE	70,000	70,000	70,000	70,000	70,000	70,000	70,000
114-155-525 4911 LEGAL ADVERTISING	200	200	0	0	0	0	0
114-155-525 5100 OFFICE SUPPLIES	550	550	550	550	550	550	550
114-155-525 5200 OPERATING SUPPLIES	3,000	7,400	5,000	5,000	5,000	5,000	5,000
114-155-525 5400 BOOKS, SUBSCRIPT, DUES	500	1,000	500	500	500	500	500
114-155-525 5500 TRAINING	5,000	5,000	5,000	5,000	5,000	5,000	5,000
114-155-525 6400 MACH & EQPT >= \$5,000	30,650	265,712	60,000	0	0	0	250,000
114-155-525 6450 MACH & EQPT \$1,000 - \$4,999	5,000	6,242	25,000	5,000	5,000	5,000	5,000
	<u>331,339</u>	<u>572,943</u>	<u>363,196</u>	<u>285,021</u>	<u>286,869</u>	<u>288,740</u>	<u>540,635</u>
310 Sheriff Expenditures							
114-310-581 9119 TR SHERIFF	76,220	76,220	77,479	78,869	80,052	81,253	82,472
	<u>76,220</u>	<u>76,220</u>	<u>77,479</u>	<u>78,869</u>	<u>80,052</u>	<u>81,253</u>	<u>82,472</u>
312 Sheriff - Bushnell Law Enf. Services Expenditures							
114-312-581 9119 TR SHERIFF	69,623	69,623	53,035	17,906	22,893	28,001	28,230
	<u>69,623</u>	<u>69,623</u>	<u>53,035</u>	<u>17,906</u>	<u>22,893</u>	<u>28,001</u>	<u>28,230</u>
991 Reserves Expenditures							
114-991-999 9333 RSRV EQUIPMENT	546,966	484,246	413,761	433,759	453,759	473,758	248,757
	<u>546,966</u>	<u>484,246</u>	<u>413,761</u>	<u>433,759</u>	<u>453,759</u>	<u>473,758</u>	<u>248,757</u>
996 Reserves Expenditures							
114-996-999 9301 RSRV CASH BAL FWD	49,291	49,291	20,000	20,000	20,000	20,000	20,000
	<u>49,291</u>	<u>49,291</u>	<u>20,000</u>	<u>20,000</u>	<u>20,000</u>	<u>20,000</u>	<u>20,000</u>
Fund Total Revenue:	1,073,439	1,252,323	927,471	835,555	863,573	891,752	920,094
Fund Total Expenditure:	1,073,439	1,252,323	927,471	835,555	863,573	891,752	920,094
Balance:	0	0	0	0	0	0	0

115 SHIP PROGRAM 14/15

000 - Revenues							
115-000-000 335500 S.H.I.P. PROGRAM FUNDS	0	507,285	0	0	0	0	0
115-000-000 361100 INTEREST EARNINGS	0	100	200	0	0	0	0
115-000-000 361150 SBA INTEREST	0	200	200	0	0	0	0
115-000-000 369950 S.H.I.P. MORTGAGE PAYMENT	0	15,000	45,000	0	0	0	0
115-000-000 400000 BUDGETED CASH BALANCE FO	0	0	5,000	0	0	0	0
	<u>0</u>	<u>522,585</u>	<u>50,400</u>	<u>0</u>	<u>0</u>	<u>0</u>	<u>0</u>
552 SHIP Program Expenditures							
115-552-554 3155 PROF SVCS - ADMIN	0	300	0	0	0	0	0
115-552-554 3400 OTHER SERVICES	0	500	500	0	0	0	0
115-552-554 3405 CONTRACTUAL SERVICES-PROG	0	3,000	1,000	0	0	0	0

Department Fund Line Item Detail Proforma

Sumter County

Fiscal Year 2015

	FY 2014 Adopted	FY 2014 Amended	FY 2015 Budget	FY 2016 Budget	FY 2017 Budget	FY 2018 Budget	FY 2019 Budget
115 SHIP PROGRAM 14/15							
115-552-554 3410 HOUSING REHABILITATION	0	62,110	0	0	0	0	0
115-552-554 3420 EMERGENCY REPAIR	0	60,000	47,200	0	0	0	0
115-552-554 3446 HOUSING REPLACEMENT	0	330,875	0	0	0	0	0
115-552-554 4200 POSTAGE	0	100	0	0	0	0	0
115-552-554 4911 LEGAL ADVERTISING	0	500	0	0	0	0	0
115-552-554 4920 LOAN DOWNPAYMENT AND CLOS	0	60,000	0	0	0	0	0
115-552-554 4940 RECORDING FEES-ADMIN	0	200	200	0	0	0	0
115-552-554 4945 RECORDING FEES-PROGRAM	0	5,000	1,500	0	0	0	0
	0	522,585	50,400	0	0	0	0
Fund Total Revenue:	0	522,585	50,400	0	0	0	0
Fund Total Expenditure:	0	522,585	50,400	0	0	0	0
Balance:	0	0	0	0	0	0	0

116 TRANSIT FUND

000 - Revenues

116-000-000 331490 SECTION 5311 - OPERATING	274,872	256,707	262,061	269,542	283,019	297,170	312,029
116-000-000 331492 SECTION 5316 GRANT REVENU	77,493	77,493	87,544	87,544	87,544	0	0
116-000-000 331493 SECTION 5317 GRANT REV	77,886	116,754	0	0	0	0	0
116-000-000 334420 TRANS DISAD/RURAL CAPITAL	0	2,430	0	0	0	0	0
116-000-000 334490 TRAN DISAV TRIP/EQPT GRAN	285,526	285,526	281,220	286,844	289,712	295,506	301,416
116-000-000 334491 SERVICE DEVELOPMENT	60,014	60,014	0	0	0	0	0
116-000-000 344921 MEDICAID PASSENGER	236,051	236,051	61,439	62,668	63,921	65,199	66,503
116-000-000 344923 TITLE III PASSENGER	42,619	42,619	39,000	39,000	39,000	39,000	39,000
116-000-000 344970 SPECIAL TRANSPORT	4,680	4,680	4,800	4,800	4,800	4,800	4,800
116-000-000 361100 INTEREST EARNINGS	15	15	15	15	16	16	17
116-000-000 362150 RIDE RIGHT VEHICLE LEASE	27	27	23	23	23	23	23
116-000-000 381102 TRANSFER FROM GENERAL FU	442,285	437,928	372,965	389,949	374,578	419,649	399,055
116-000-000 400000 BUDGETED CASH BALANCE FO	102,376	170,810	81,769	51,026	21,843	39,490	39,735
	1,603,844	1,691,054	1,190,836	1,191,411	1,164,456	1,160,853	1,162,578

490 Transit Expenditures

116-490-549 1200 REGULAR SALARIES AND WAGE	77,001	77,001	30,922	31,540	32,171	32,814	33,470
116-490-549 1201 CLASS C PER/DIEM	66	66	66	67	68	69	70
116-490-549 1400 OVERTIME	863	863	598	609	622	634	647
116-490-549 1800 PTO SELL-BACK	1,801	1,801	1,795	1,831	1,867	0	0
116-490-549 2100 FICA TAXES	6,026	6,026	2,500	2,547	2,595	2,644	2,694
116-490-549 2200 RETIREMENT CONTRIBUTIONS	5,472	5,472	2,407	2,453	2,499	2,546	2,595
116-490-549 2300 LIFE AND HEALTH INSURANCE	18,360	18,360	5,808	6,215	6,650	7,115	7,613
116-490-549 2400 WORKERS' COMPENSATION	118	118	56	62	68	75	82
116-490-549 3400 OTHER SERVICES	1,340,000	1,340,000	1,090,000	1,090,000	1,090,000	1,090,000	1,090,000
116-490-549 4000 TRAVEL AND PER DIEM	3,192	3,192	1,632	1,664	1,697	1,731	1,766
116-490-549 4500 INSURANCE	18,535	18,535	10,000	10,200	10,404	10,612	10,824
116-490-549 4600 REPAIR & MAINT SERVICE	450	555	536	546	557	568	580
116-490-549 4606 REPAIRS & MAINT VEHICLES	68,795	153,470	0	0	0	0	0
116-490-549 4800 PROMOTIONAL ACTIVITIES	5,090	5,090	3,090	1,540	0	0	0
116-490-549 4900 OTHER CURRENT CHARGES	1,000	1,000	0	0	0	0	0
116-490-549 4911 LEGAL ADVERTISING	90	90	120	120	120	120	120
116-490-549 5100 OFFICE SUPPLIES	250	250	300	306	312	318	324
116-490-549 5200 OPERATING SUPPLIES	6,300	6,065	5,841	5,889	5,939	2,589	2,642
116-490-549 5220 GAS & OIL	6,818	6,818	6,258	6,384	6,512	6,643	6,776
116-490-549 5400 BOOKS, SUBSCRIPT, DUES	1,375	1,375	1,375	1,375	1,375	1,375	1,375
116-490-549 5500 TRAINING	2,150	2,150	1,000	1,000	1,000	1,000	1,000

Department Fund Line Item Detail Proforma

Sumter County

Fiscal Year 2015

	FY 2014 Adopted	FY 2014 Amended	FY 2015 Budget	FY 2016 Budget	FY 2017 Budget	FY 2018 Budget	FY 2019 Budget
116 TRANSIT FUND							
116-490-549 6400 MACH & EQPT >= \$5,000	6,000	5,724	0	0	0	0	0
116-490-549 6401 SHIR CONROY RUR CAP	0	2,706	0	0	0	0	0
116-490-549 6403 EQPT-SECTION 5310 05/06	30,092	30,327	26,532	27,063	0	0	0
116-490-549 6450 MACH & EQPT \$1,000 - \$4,999	4,000	4,000	0	0	0	0	0
	<u>1,603,844</u>	<u>1,691,054</u>	<u>1,190,836</u>	<u>1,191,411</u>	<u>1,164,456</u>	<u>1,160,853</u>	<u>1,162,578</u>
Fund Total Revenue:	1,603,844	1,691,054	1,190,836	1,191,411	1,164,456	1,160,853	1,162,578
Fund Total Expenditure:	1,603,844	1,691,054	1,190,836	1,191,411	1,164,456	1,160,853	1,162,578
Balance:	0	0	0	0	0	0	0

117 POLICE EDUCATION FUND

000 - Revenues

117-000-000 348530 COURT COSTS - TRAFFIC	21,281	21,281	21,494	21,709	21,926	22,145	22,367
117-000-000 361100 INTEREST EARNINGS	0	0	10	10	10	10	10
117-000-000 361150 SBA INTEREST	49	49	10	10	10	10	10
117-000-000 361310 FLGIT NET CHG INVESTMENT F	0	0	10	10	10	10	10
117-000-000 361330 FL SAFE NET CHG INVESTMEN	0	0	10	10	10	10	10
117-000-000 400000 BUDGETED CASH BALANCE FO	0	89,323	110,672	132,206	153,954	175,920	198,105
	<u>21,330</u>	<u>110,653</u>	<u>132,206</u>	<u>153,955</u>	<u>175,920</u>	<u>198,105</u>	<u>220,512</u>

991 Reserves Expenditures

117-991-999 9300 RSRV CONTINGENCIES	21,330	110,653	132,206	153,955	175,920	198,105	220,512
	<u>21,330</u>	<u>110,653</u>	<u>132,206</u>	<u>153,955</u>	<u>175,920</u>	<u>198,105</u>	<u>220,512</u>
Fund Total Revenue:	21,330	110,653	132,206	153,955	175,920	198,105	220,512
Fund Total Expenditure:	21,330	110,653	132,206	153,955	175,920	198,105	220,512
Balance:	0	0	0	0	0	0	0

118 CRIME PREVENTION FUND

000 - Revenues

118-000-000 351100 COURT COSTS - TRAFFIC	12,093	12,093	16,968	17,138	17,309	17,482	17,657
118-000-000 351200 COURT COSTS - CRIMINAL	6,711	6,711	6,464	6,529	6,594	6,660	6,726
118-000-000 361100 INTEREST EARNINGS	10	10	10	10	10	11	11
118-000-000 361150 SBA INTEREST	98	98	10	10	10	10	10
118-000-000 400000 BUDGETED CASH BALANCE FO	0	163,996	180,668	204,354	228,277	252,439	276,843
	<u>18,912</u>	<u>182,908</u>	<u>204,120</u>	<u>228,041</u>	<u>252,200</u>	<u>276,602</u>	<u>301,247</u>

991 Reserves Expenditures

118-991-999 9300 RSRV CONTINGENCIES	18,912	182,908	204,120	228,041	252,200	276,602	301,247
	<u>18,912</u>	<u>182,908</u>	<u>204,120</u>	<u>228,041</u>	<u>252,200</u>	<u>276,602</u>	<u>301,247</u>
Fund Total Revenue:	18,912	182,908	204,120	228,041	252,200	276,602	301,247
Fund Total Expenditure:	18,912	182,908	204,120	228,041	252,200	276,602	301,247
Balance:	0	0	0	0	0	0	0

120 SHIP PROGRAM 2012-13

000 - Revenues

120-000-000 361150 SBA INTEREST	550	50	0	0	0	0	0
---------------------------------	-----	----	---	---	---	---	---

Department Fund Line Item Detail Proforma

Sumter County

Fiscal Year 2015

	FY 2014 Adopted	FY 2014 Amended	FY 2015 Budget	FY 2016 Budget	FY 2017 Budget	FY 2018 Budget	FY 2019 Budget
120 SHIP PROGRAM 2012-13							
120-000-000 400000 BUDGETED CASH BALANCE FO	23,000	9,201	0	0	0	0	0
	23,550	9,251	0	0	0	0	0
554 SHIP 12-13 Expenditures							
120-554-554 3405 CONTRACTUAL SERVICES-PROG	0	190	0	0	0	0	0
120-554-554 3420 EMERGENCY REPAIR	21,800	6,914	0	0	0	0	0
120-554-554 4000 TRAVEL AND PER DIEM	0	397	0	0	0	0	0
120-554-554 4400 RENTALS AND LEASES	500	500	0	0	0	0	0
120-554-554 4700 PRINTING AND BINDING	500	500	0	0	0	0	0
120-554-554 4940 RECORDING FEES-ADMIN	50	50	0	0	0	0	0
120-554-554 4945 RECORDING FEES-PROGRAM	700	700	0	0	0	0	0
	23,550	9,251	0	0	0	0	0
Fund Total Revenue:	23,550	9,251	0	0	0	0	0
Fund Total Expenditure:	23,550	9,251	0	0	0	0	0
Balance:	0	0	0	0	0	0	0

121 SHIP PROGRAM 2013-14

000 - Revenues

121-000-000 361100 INTEREST EARNINGS	200	200	0	0	0	0	0
121-000-000 361150 SBA INTEREST	475	475	0	0	0	0	0
121-000-000 369950 S.H.I.P. MORTGAGE PAYMENT	31,500	64,257	0	0	0	0	0
121-000-000 400000 BUDGETED CASH BALANCE FO	359,500	321,743	5,000	0	0	0	0
	391,675	386,675	5,000	0	0	0	0

556 SHIP Expenditures

121-556-554 3100 PROFESSIONAL SERVICES	700	700	0	0	0	0	0
121-556-554 3155 PROF SVCS - ADMIN	175	175	0	0	0	0	0
121-556-554 3400 OTHER SERVICES	700	1,700	0	0	0	0	0
121-556-554 3405 CONTRACTUAL SERVICES-PROG	0	1,350	400	0	0	0	0
121-556-554 3410 HOUSING REHABILITATION	80,100	36,913	0	0	0	0	0
121-556-554 3420 EMERGENCY REPAIR	52,000	25,100	4,000	0	0	0	0
121-556-554 3446 HOUSING REPLACEMENT	153,000	288,000	0	0	0	0	0
121-556-554 3451 UTILITY CONNECTION	10,000	0	0	0	0	0	0
121-556-554 3452 HOMEOWNER ACCESSIBILITY	28,000	0	0	0	0	0	0
121-556-554 4000 TRAVEL AND PER DIEM	0	350	0	0	0	0	0
121-556-554 4100 COMMUNICATION SERVICES	350	350	0	0	0	0	0
121-556-554 4200 POSTAGE	500	500	0	0	0	0	0
121-556-554 4911 LEGAL ADVERTISING	1,350	1,737	0	0	0	0	0
121-556-554 4920 LOAN DOWNPAYMENT AND CLOS	60,000	25,000	0	0	0	0	0
121-556-554 4940 RECORDING FEES-ADMIN	200	200	0	0	0	0	0
121-556-554 4945 RECORDING FEES-PROGRAM	4,000	4,000	600	0	0	0	0
121-556-554 5100 OFFICE SUPPLIES	600	600	0	0	0	0	0
	391,675	386,675	5,000	0	0	0	0
Fund Total Revenue:	391,675	386,675	5,000	0	0	0	0
Fund Total Expenditure:	391,675	386,675	5,000	0	0	0	0
Balance:	0	0	0	0	0	0	0

123 BOATING IMPROVEMENT FUND

000 - Revenues

Department Fund Line Item Detail Proforma

Sumter County

Fiscal Year 2015

	FY 2014 Adopted	FY 2014 Amended	FY 2015 Budget	FY 2016 Budget	FY 2017 Budget	FY 2018 Budget	FY 2019 Budget
123 BOATING IMPROVEMENT FUND							
123-000-000 329010 VESSEL REGISTRATION FEES	15,909	15,909	16,386	16,714	17,048	17,389	17,737
123-000-000 361100 INTEREST EARNINGS	10	10	10	10	10	11	11
123-000-000 361150 SBA INTEREST	10	10	10	10	10	11	11
123-000-000 400000 BUDGETED CASH BALANCE FO	35,662	40,519	52,930	53,989	55,068	56,170	57,293
	<u>51,591</u>	<u>56,448</u>	<u>69,336</u>	<u>70,723</u>	<u>72,137</u>	<u>73,580</u>	<u>75,052</u>
999 Reserves Expenditures							
123-991-999 9303 RSRV FUTURE PROJECTS	51,591	56,448	69,336	70,723	72,137	73,580	75,052
	<u>51,591</u>	<u>56,448</u>	<u>69,336</u>	<u>70,723</u>	<u>72,137</u>	<u>73,580</u>	<u>75,052</u>
Fund Total Revenue:	51,591	56,448	69,336	70,723	72,137	73,580	75,052
Fund Total Expenditure:	51,591	56,448	69,336	70,723	72,137	73,580	75,052
Balance:	0	0	0	0	0	0	0

124 BUILDING SERVICES FUND

000 - Revenues

124-000-000 322000 BUILDING PERMITS	2,520,370	2,520,370	2,117,561	2,254,144	2,301,707	1,842,516	1,944,223
124-000-000 322001 PERMIT FEES - WEBSTER	3,848	3,848	0	0	0	0	0
124-000-000 322002 PERMIT FEES - CENTER HILL	3,042	3,042	0	0	0	0	0
124-000-000 342520 RADON SERVICE CHARGE	44,912	44,912	46,260	47,185	48,129	49,091	50,073
124-000-000 342530 B.C. ADM.& INSP. FEE	44,912	44,912	46,260	47,185	48,129	49,091	50,073
124-000-000 361100 INTEREST EARNINGS	4,132	4,132	4,256	4,341	4,428	4,517	4,607
124-000-000 361120 FEDERATED MONEY MKT INT	4,132	4,132	4,256	4,341	4,428	4,517	4,607
124-000-000 361150 SBA INTEREST	3,188	3,188	3,284	3,350	3,417	3,485	3,555
124-000-000 364410 SALE SURPLUS FURN & EQUIP	125,402	125,402	7,600	0	0	0	0
124-000-000 367000 CONTRACTOR LICENSING FEE	6,812	6,812	7,016	7,156	7,299	7,445	7,594
124-000-000 381002 TRANSFER FROM GEN FUND-F	47,580	170,817	49,007	49,987	50,987	52,007	53,047
124-000-000 381156 TRANSFER FROM VILLAGES FI	10,825	10,825	0	0	0	0	0
124-000-000 400000 BUDGETED CASH BALANCE FO	6,222,087	6,375,111	6,375,111	6,375,111	6,375,111	6,375,111	6,375,111
	<u>9,041,242</u>	<u>9,317,503</u>	<u>8,660,611</u>	<u>8,792,801</u>	<u>8,843,635</u>	<u>8,387,780</u>	<u>8,492,890</u>

142 Building Services Department Expenditures

124-142-524 1200 REGULAR SALARIES AND WAGE	436,577	436,577	326,861	333,399	340,067	346,869	353,806
124-142-524 1800 PTO SELL-BACK	289	3,502	11,200	0	0	0	0
124-142-524 2100 FICA TAXES	33,424	33,424	25,645	26,145	26,656	27,176	27,707
124-142-524 2200 RETIREMENT CONTRIBUTIONS	35,133	35,133	30,847	31,457	32,078	32,710	33,356
124-142-524 2300 LIFE AND HEALTH INSURANCE	64,260	64,260	70,176	75,091	80,347	85,969	91,987
124-142-524 2400 WORKERS' COMPENSATION	2,643	2,643	3,177	3,502	3,857	4,250	4,680
124-142-524 2500 UNEMPLOYMENT COMPENSATIO	5,500	5,500	0	0	0	0	0
124-142-524 3100 PROFESSIONAL SERVICES	0	25,094	24,000	24,000	0	0	0
124-142-524 3400 OTHER SERVICES	2,114,721	2,384,721	2,492,595	2,542,447	1,708,734	1,742,909	1,777,767
124-142-524 4000 TRAVEL AND PER DIEM	9,290	9,290	9,990	10,190	10,395	10,603	10,815
124-142-524 4100 COMMUNICATION SERVICES	2,860	14,360	13,560	13,831	14,108	14,389	14,680
124-142-524 4200 POSTAGE	4,900	4,900	5,047	5,148	5,251	5,356	5,463
124-142-524 4400 RENTALS AND LEASES	6,328	6,328	6,518	6,648	6,781	6,917	7,055
124-142-524 4500 INSURANCE	2,200	2,200	700	714	728	742	757
124-142-524 4600 REPAIR & MAINT SERVICE	43,812	43,812	5,861	5,978	6,098	6,220	6,344
124-142-524 4700 PRINTING AND BINDING	1,612	2,062	1,660	1,693	1,727	1,762	1,797
124-142-524 4911 LEGAL ADVERTISING	600	600	600	612	624	637	649
124-142-524 5100 OFFICE SUPPLIES	2,812	2,812	2,896	2,954	3,013	3,073	3,135
124-142-524 5200 OPERATING SUPPLIES	1,750	3,250	400	408	416	424	433
124-142-524 5220 GAS & OIL	5,250	5,250	4,900	4,998	5,097	5,199	5,303
124-142-524 5400 BOOKS, SUBSCRIPT, DUES	3,800	3,800	3,500	700	700	3,500	700

Department Fund Line Item Detail Proforma

Sumter County

Fiscal Year 2015

	FY 2014 Adopted	FY 2014 Amended	FY 2015 Budget	FY 2016 Budget	FY 2017 Budget	FY 2018 Budget	FY 2019 Budget
124 BUILDING SERVICES FUND							
124-142-524 5500 TRAINING	11,280	11,280	13,080	13,342	13,609	13,881	14,159
124-142-524 6400 MACH & EQPT >= \$5,000	5,028,380	4,223,098	4,101,188	4,159,363	5,041,317	4,597,234	4,634,173
124-142-524 6450 MACH & EQPT \$1,000 - \$4,999	2,250	2,250	2,318	2,364	2,412	2,460	2,509
124-142-524 8104 AID TO GOVT – WILDWOOD	60,000	60,000	60,000	61,200	62,424	63,672	64,946
	<u>7,879,671</u>	<u>7,386,146</u>	<u>7,216,719</u>	<u>7,326,185</u>	<u>7,366,439</u>	<u>6,975,952</u>	<u>7,062,221</u>
147 Support Expenditures							
124-147-524 3400 OTHER SERVICES	2,000	2,000	2,060	2,101	2,143	2,186	2,230
124-147-524 4508 INSURANCE-PROPERTY	6,800	6,800	7,004	7,144	7,287	7,433	7,581
	<u>8,800</u>	<u>8,800</u>	<u>9,064</u>	<u>9,245</u>	<u>9,430</u>	<u>9,619</u>	<u>9,811</u>
980 Transfers Expenditures							
124-980-581 9100 TR GF ADMIN SUPPT	55,608	55,608	69,226	70,611	72,023	73,463	74,932
124-980-581 9111 TR GF RENT	66,349	66,349	66,510	67,840	69,197	70,581	71,992
	<u>121,957</u>	<u>121,957</u>	<u>135,736</u>	<u>138,451</u>	<u>141,220</u>	<u>144,044</u>	<u>146,924</u>
991 Reserves Expenditures							
124-991-999 9300 RSRV CONTINGENCIES	257,575	1,027,361	433,031	439,640	442,182	419,389	424,645
	<u>257,575</u>	<u>1,027,361</u>	<u>433,031</u>	<u>439,640</u>	<u>442,182</u>	<u>419,389</u>	<u>424,645</u>
996 Reserves Expenditures							
124-996-999 9301 RSRV CASH BAL FWD	773,239	773,239	866,061	879,280	884,364	838,777	849,289
	<u>773,239</u>	<u>773,239</u>	<u>866,061</u>	<u>879,280</u>	<u>884,364</u>	<u>838,777</u>	<u>849,289</u>
Fund Total Revenue:	9,041,242	9,317,503	8,660,611	8,792,801	8,843,635	8,387,780	8,492,890
Fund Total Expenditure:	9,041,242	9,317,503	8,660,611	8,792,801	8,843,635	8,387,781	8,492,890
Balance:	0	0	0	0	0	0	0

126 ALCOHOL/DRUG ABUSE FUND

000 - Revenues

126-000-000 348530 COURT COSTS - TRAFFIC	2,359	2,359	2,241	2,129	2,023	1,922	1,825
126-000-000 348882 DEPENDENCY DRUG COURT F	10	10	10	10	10	11	11
126-000-000 361100 INTEREST EARNINGS	10	10	10	10	10	11	11
126-000-000 361150 SBA INTEREST	10	10	10	10	10	11	11
126-000-000 400000 BUDGETED CASH BALANCE FO	73,826	75,547	75,436	75,207	74,866	74,419	73,870
	<u>76,215</u>	<u>77,936</u>	<u>77,707</u>	<u>77,367</u>	<u>76,920</u>	<u>76,373</u>	<u>75,727</u>

255 Adult Drug Court Expenditures

126-255-622 3400 OTHER SERVICES	2,500	2,500	2,500	2,500	2,500	2,500	2,500
	<u>2,500</u>	<u>2,500</u>	<u>2,500</u>	<u>2,500</u>	<u>2,500</u>	<u>2,500</u>	<u>2,500</u>

991 Reserves Expenditures

126-991-999 9300 RSRV CONTINGENCIES	73,715	75,436	75,207	74,867	74,420	73,873	73,227
	<u>73,715</u>	<u>75,436</u>	<u>75,207</u>	<u>74,867</u>	<u>74,420</u>	<u>73,873</u>	<u>73,227</u>

Fund Total Revenue:	76,215	77,936	77,707	77,367	76,920	76,373	75,727
Fund Total Expenditure:	76,215	77,936	77,707	77,367	76,920	76,373	75,727
Balance:	0	0	0	0	0	0	0

127 COURT IMPROVEMENT FUND

000 - Revenues

127-000-000 348930 STATE COURT FACILITY SURC	290,787	290,787	288,362	285,807	281,523	282,985	284,667
127-000-000 361100 INTEREST EARNINGS	0	0	10	10	10	10	10
127-000-000 361150 SBA INTEREST	10	10	10	10	10	10	10

Department Fund Line Item Detail Proforma

Sumter County

Fiscal Year 2015

	FY 2014 Adopted	FY 2014 Amended	FY 2015 Budget	FY 2016 Budget	FY 2017 Budget	FY 2018 Budget	FY 2019 Budget
127 COURT IMPROVEMENT FUND							
127-000-000 361310 FLGIT NET CHG INVESTMENT F	0	0	10	10	10	10	10
127-000-000 361330 FL SAFE NET CHG INVESTMEN	0	0	10	10	10	10	10
127-000-000 400000 BUDGETED CASH BALANCE FO	5,000	14,475	0	0	0	0	0
	<u>295,797</u>	<u>305,272</u>	<u>288,402</u>	<u>285,847</u>	<u>281,563</u>	<u>283,025</u>	<u>284,707</u>
103 Judicial Expenditures							
127-103-712 4600 REPAIR & MAINT SERVICE	5,000	2,645	5,000	5,000	5,000	5,000	5,000
127-103-712 5200 OPERATING SUPPLIES	0	2,355	1,800	1,800	1,800	1,800	1,800
127-103-712 6450 MACH & EQPT \$1,000 - \$4,999	0	3,644	0	0	0	0	0
	<u>5,000</u>	<u>8,644</u>	<u>6,800</u>	<u>6,800</u>	<u>6,800</u>	<u>6,800</u>	<u>6,800</u>
980 Transfers Expenditures							
127-980-581 9135 TR CAPITAL OUTLAY RSRV	290,797	296,628	281,602	279,047	274,763	276,225	277,907
	<u>290,797</u>	<u>296,628</u>	<u>281,602</u>	<u>279,047</u>	<u>274,763</u>	<u>276,225</u>	<u>277,907</u>
Fund Total Revenue:	295,797	305,272	288,402	285,847	281,563	283,025	284,707
Fund Total Expenditure:	295,797	305,272	288,402	285,847	281,563	283,025	284,707
Balance:	0	0	0	0	0	0	0

128 COURT LOCAL REQUIREMENTS

000 - Revenues

128-000-000 348535 COURT COSTS-TEEN COURT	30,944	0	0	0	0	0	0
128-000-000 348921 COURT INNOVATION/LOCAL RE	15,010	15,010	15,315	15,621	15,934	16,252	16,577
128-000-000 348922 LEGAL AID	15,010	15,010	15,315	15,621	15,934	16,252	16,577
128-000-000 348923 LAW LIBRARY	15,010	15,010	15,315	15,621	15,934	16,252	16,577
128-000-000 348924 JUVENILE ALTERNATIVE PROG	15,010	15,010	15,315	15,621	15,934	16,252	16,577
128-000-000 361100 INTEREST EARNINGS	10	10	0	0	0	0	0
128-000-000 361150 SBA INTEREST	194	194	10	10	10	10	10
128-000-000 361310 FLGIT NET CHG INVESTMENT F	0	0	10	10	10	10	10
128-000-000 361330 FL SAFE NET CHG INVESTMEN	0	0	10	10	10	10	10
128-000-000 381001 TRANSFER FROM GENERAL FU	0	6,895	7,033	7,174	7,317	7,463	7,613
128-000-000 400000 BUDGETED CASH BALANCE FO	89,563	146,113	152,151	157,812	164,097	171,020	178,593
	<u>180,751</u>	<u>213,252</u>	<u>220,474</u>	<u>227,500</u>	<u>235,180</u>	<u>243,521</u>	<u>252,544</u>

080 Law Library Expenditures

128-080-714 5400 BOOKS, SUBSCRIPT, DUES	15,010	21,905	22,348	22,796	23,251	23,717	24,190
	<u>15,010</u>	<u>21,905</u>	<u>22,348</u>	<u>22,796</u>	<u>23,251</u>	<u>23,717</u>	<u>24,190</u>

127 Legal Aid Expenditures

128-127-715 8200 AIDS TO PRIVATE ORGANIZATION	15,010	15,010	15,315	15,621	15,934	16,252	16,577
	<u>15,010</u>	<u>15,010</u>	<u>15,315</u>	<u>15,621</u>	<u>15,934</u>	<u>16,252</u>	<u>16,577</u>

228 Innovative Court Programs Expenditures

128-228-719 3400 OTHER SERVICES	99,647	156,197	181,611	187,859	194,747	202,279	210,479
128-228-719 5200 OPERATING SUPPLIES	20,140	20,140	1,200	1,224	1,248	1,273	1,298
	<u>119,787</u>	<u>176,337</u>	<u>182,811</u>	<u>189,083</u>	<u>195,995</u>	<u>203,552</u>	<u>211,777</u>

421 Teen Court Expenditures

128-421-581 9107 TR CLERK COURT	30,944	0	0	0	0	0	0
	<u>30,944</u>	<u>0</u>	<u>0</u>	<u>0</u>	<u>0</u>	<u>0</u>	<u>0</u>

Fund Total Revenue:	180,751	213,252	220,474	227,500	235,180	243,521	252,544
Fund Total Expenditure:	180,751	213,252	220,474	227,500	235,180	243,521	252,544
Balance:	0	0	0	0	0	0	0

Department Fund Line Item Detail Proforma

Sumter County

Fiscal Year 2015

	FY 2014 Adopted	FY 2014 Amended	FY 2015 Budget	FY 2016 Budget	FY 2017 Budget	FY 2018 Budget	FY 2019 Budget
129 COURT TECHNOLOGY FUND							
000 - Revenues							
129-000-000 341100 RECORDING FEES	172,444	172,444	201,453	203,468	205,503	207,558	209,634
129-000-000 361100 INTEREST EARNINGS	10	10	10	10	10	10	10
129-000-000 361120 FEDERATED MONEY MKT INT	10	10	10	10	10	11	11
129-000-000 361150 SBA INTEREST	660	660	10	10	10	10	10
129-000-000 361310 FLGIT NET CHG INVESTMENT F	0	0	10	10	10	10	10
129-000-000 361320 FIT NET CHG INVESTMENT FAI	0	0	10	10	10	10	10
129-000-000 361330 FL SAFE NET CHG INVESTMEN	0	0	10	10	10	10	10
129-000-000 381001 TRANSFER FROM GENERAL FU	0	0	131,211	177,990	183,585	189,313	195,176
129-000-000 400000 BUDGETED CASH BALANCE FO	234,586	216,138	41,313	0	0	0	0
	407,710	389,262	374,037	381,518	389,148	396,932	404,871
226 Guardian Ad Litem Expenditures							
129-226-713 3400 OTHER SERVICES	288	288	300	306	313	318	325
129-226-713 4600 REPAIR & MAINT SERVICE	600	600	600	612	624	637	649
129-226-713 5100 OFFICE SUPPLIES	1,200	1,200	728	743	757	773	788
129-226-713 5200 OPERATING SUPPLIES	1,799	1,799	900	918	936	955	974
	3,887	3,887	2,528	2,579	2,630	2,683	2,736
260 Court Functions Expenditures							
129-260-713 3400 OTHER SERVICES	10,000	25,500	17,000	17,340	17,687	18,041	18,401
129-260-713 3416 CONTRACT SVCS-JUDICIAL TECH	60,000	59,270	60,000	61,200	62,424	63,672	64,946
129-260-713 4100 COMMUNICATION SERVICES	2,700	3,430	3,100	3,162	3,225	3,290	3,356
129-260-713 4600 REPAIR & MAINT SERVICE	8,500	1,500	1,500	1,530	1,561	1,592	1,624
129-260-713 5200 OPERATING SUPPLIES	35,363	35,363	47,583	48,535	49,506	50,496	51,506
129-260-713 5500 TRAINING	0	0	1,500	1,530	1,562	1,592	1,624
129-260-713 6400 MACH & EQPT >= \$5,000	18,000	25,663	21,000	21,420	21,848	22,285	22,731
129-260-713 6450 MACH & EQPT \$1,000 - \$4,999	28,695	12,532	13,700	13,974	14,253	14,539	14,829
	163,258	163,258	165,383	168,691	172,066	175,507	179,017
270 State Attorney Expenditures							
129-270-713 3400 OTHER SERVICES	1,400	4,900	6,300	6,426	6,555	6,686	6,819
129-270-713 4000 TRAVEL AND PER DIEM	1,100	1,100	1,200	1,224	1,248	1,273	1,299
129-270-713 4100 COMMUNICATION SERVICES	7,600	7,600	8,500	8,670	8,843	9,020	9,201
129-270-713 4600 REPAIR & MAINT SERVICE	700	1,100	900	918	936	955	974
129-270-713 5200 OPERATING SUPPLIES	21,000	17,100	10,500	10,710	10,924	11,143	11,366
129-270-713 5400 BOOKS, SUBSCRIPT, DUES	1,100	300	0	0	0	0	0
129-270-713 5500 TRAINING	0	800	1,200	1,224	1,248	1,273	1,298
129-270-713 6400 MACH & EQPT >= \$5,000	9,000	9,000	0	0	0	0	0
129-270-713 6450 MACH & EQPT \$1,000 - \$4,999	6,700	6,700	13,200	13,464	13,733	14,008	14,288
129-270-713 8100 AID TO GOVERNMENT AGENCIES	92,300	92,300	99,800	101,796	103,832	105,909	108,027
	140,900	140,900	141,600	144,432	147,319	150,267	153,272
280 Public Defender Expenditures							
129-280-713 3400 OTHER SERVICES	38,763	47,363	42,824	43,680	44,554	45,445	46,354
129-280-713 4000 TRAVEL AND PER DIEM	400	400	400	408	416	424	433
129-280-713 4100 COMMUNICATION SERVICES	7,300	7,300	7,522	7,672	7,826	7,982	8,142
129-280-713 4600 REPAIR & MAINT SERVICE	9,100	500	1,500	1,530	1,561	1,592	1,624
129-280-713 5200 OPERATING SUPPLIES	4,750	4,750	4,000	4,080	4,162	4,245	4,330
129-280-713 5400 BOOKS, SUBSCRIPT, DUES	4,150	4,150	4,280	4,366	4,453	4,542	4,633
129-280-713 5500 TRAINING	500	500	500	510	520	531	541
129-280-713 6450 MACH & EQPT \$1,000 - \$4,999	1,500	1,500	3,500	3,570	3,641	3,714	3,789
	66,463	66,463	64,526	65,816	67,133	68,475	69,846
991 Reserves Expenditures							
129-991-999 9321 RSRV EQUIPMENT	33,202	14,754	0	0	0	0	0
	33,202	14,754	0	0	0	0	0

Department Fund Line Item Detail Proforma

Sumter County

Fiscal Year 2015

	FY 2014 Adopted	FY 2014 Amended	FY 2015 Budget	FY 2016 Budget	FY 2017 Budget	FY 2018 Budget	FY 2019 Budget
Fund Total Revenue:	407,710	389,262	374,037	381,518	389,148	396,932	404,871
Fund Total Expenditure:	407,710	389,262	374,037	381,518	389,148	396,932	404,871
Balance:	0	0	0	0	0	0	0

153 SC ROAD CONST DIST IMPACT

000 - Revenues

153-000-000 324313 ROAD IMPACT FEES - NEW DIS	8,004,401	8,004,401	8,500,000	7,819,382	6,871,710	0	0
153-000-000 361150 SBA INTEREST	46,670	46,670	22,895	11,400	5,871	5,989	6,109
153-000-000 361310 FLGIT NET CHG INVESTMENT F	0	0	19,000	19,380	19,768	20,163	20,566
153-000-000 361320 FIT NET CHG INVESTMENT FAI	0	0	950	969	988	0	0
153-000-000 361330 FL SAFE NET CHG INVESTMEN	0	0	500	510	520	0	0
153-000-000 381182 TRF FM G/F WAIVERS	13,136	13,136	13,530	13,530	13,530	0	0
153-000-000 400000 BUDGETED CASH BALANCE FO	13,990,117	24,615,779	19,132,927	5,155,478	5,472,649	12,385,036	12,411,188
	22,054,324	32,679,986	27,689,802	13,020,649	12,385,036	12,411,188	12,437,863

344 New District Road Impacts Expenditures

153-344-541 3100 PROFESSIONAL SERVICES	0	0	75,000	0	0	0	0
153-344-541 6130 ROW C-468 TURNPIKE INTERCHA	0	828,600	900,000	0	0	0	0
153-344-541 6136 C468 TURNPIKE WEST TO CR505	0	1,604,000	800,000	0	0	0	0
153-344-541 6143 C-462 FR US301 TO C-466A ROW	0	509,445	0	0	0	0	0
153-344-541 6153 ROW C-466 FR CR209 TO US301	2,000,000	2,000,000	600,000	0	0	0	0
153-344-541 6154 C-466A PHASE III FR 301 TO POW	0	1,700,857	50,000	0	0	0	0
153-344-541 6501 C-470 TG LEE WETLAND MITIGAT	0	16,151	0	0	0	0	0
153-344-541 6514 C-468@SR44 INTERSECTION IMP	890,000	890,000	446,000	0	0	0	0
153-344-541 6525 CONST IN PROG-C462-US301 TO	1,220,000	1,220,000	2,900,000	5,030,000	0	0	0
153-344-541 6530 CONST IN PROG-C-468/TURNPIKE	5,689,000	5,689,000	2,200,000	0	0	0	0
153-344-541 6533 CR 501 Widening - C-468/C-470 Int	0	0	250,000	0	0	0	1,500,000
153-344-541 6534 SR44/US301 INTERSECTION & TU	0	0	4,000,000	0	0	0	0
153-344-541 6536 C-468 TURNPIKE WEST TO CR 50	1,378,000	1,378,000	2,530,000	318,000	0	0	0
153-344-541 6543 CONST IN PROG-C-462(US301 TO	0	498,000	0	0	0	0	0
153-344-541 6546 CONST IN PROGRESS C-468 4-LA	5,250,000	5,250,000	4,150,000	200,000	0	0	0
153-344-541 6553 CONST IN PROG-C466 FROM CR	0	163,896	315,000	2,000,000	0	0	0
153-344-541 6554 CONST IN PROG-466A PHASE III	3,600,000	4,829,047	3,318,324	0	0	0	0
	20,027,000	26,576,996	22,534,324	7,548,000	0	0	1,500,000

991 Reserves Expenditures

153-991-999 9331 RSRV ROAD PRJCTS	2,027,324	6,102,990	5,155,478	5,472,649	12,385,036	12,411,188	10,937,863
	2,027,324	6,102,990	5,155,478	5,472,649	12,385,036	12,411,188	10,937,863

Fund Total Revenue:	22,054,324	32,679,986	27,689,802	13,020,649	12,385,036	12,411,188	12,437,863
Fund Total Expenditure:	22,054,324	32,679,986	27,689,802	13,020,649	12,385,036	12,411,188	12,437,863
Balance:	0	0	0	0	0	0	0

156 VILLAGES FIRE IMPACT FEES

000 - Revenues

156-000-000 324110 FIRE RESCUE IMPACT FEES	1,067,589	1,067,589	0	0	0	0	0
156-000-000 361150 SBA INTEREST	100	100	0	0	0	0	0
156-000-000 400000 BUDGETED CASH BALANCE FO	0	1,001,278	0	0	0	0	0
	1,067,689	2,068,967	0	0	0	0	0

183 The Villages Fire District Expenditures

156-183-522 8100 AID TO GOVERNMENT AGENCIES	1,056,864	2,058,142	0	0	0	0	0
	1,056,864	2,058,142	0	0	0	0	0

Department Fund Line Item Detail Proforma

Sumter County

Fiscal Year 2015

	FY 2014 Adopted	FY 2014 Amended	FY 2015 Budget	FY 2016 Budget	FY 2017 Budget	FY 2018 Budget	FY 2019 Budget
--	--------------------	--------------------	-------------------	-------------------	-------------------	-------------------	-------------------

156 VILLAGES FIRE IMPACT FEES

980 Transfers Expenditures

156-980-581 9124 TR BLDG SVCS FUND	10,825	10,825	0	0	0	0	0
	10,825	10,825	0	0	0	0	0
Fund Total Revenue:	1,067,689	2,068,967	0	0	0	0	0
Fund Total Expenditure:	1,067,689	2,068,967	0	0	0	0	0
Balance:	0	0	0	0	0	0	0

191 FLORIDA ARTS LIC PLATE PROGRAM

000 - Revenues

191-000-000 335700 FLA ARTS SHARED REVENUE	1,360	1,360	1,600	1,600	1,600	1,600	1,600
191-000-000 400000 BUDGETED CASH BALANCE FO	702	991	200	200	200	200	200
	2,062	2,351	1,800	1,800	1,800	1,800	1,800

191 Florida Arts Lic Plate Program Expenditures

191-191-573 8200 AIDS TO PRIVATE ORGANIZATION	2,062	2,351	1,800	1,800	1,800	1,800	1,800
	2,062	2,351	1,800	1,800	1,800	1,800	1,800
Fund Total Revenue:	2,062	2,351	1,800	1,800	1,800	1,800	1,800
Fund Total Expenditure:	2,062	2,351	1,800	1,800	1,800	1,800	1,800
Balance:	0	0	0	0	0	0	0

196 STATE MOSQUITO CONTROL

000 - Revenues

196-000-000 334690 STATE MOSQUITO CONTROL G	29,456	29,456	31,540	31,540	31,540	31,540	31,540
196-000-000 364410 SALE SURPLUS FURN & EQUIP	0	2,775	0	0	0	0	0
	29,456	32,231	31,540	31,540	31,540	31,540	31,540

196 State Mosquito Control Expenditures

196-196-562 5209 OPERATING SUP/CHEMICAL	29,456	32,231	31,540	31,540	31,540	31,540	31,540
	29,456	32,231	31,540	31,540	31,540	31,540	31,540
Fund Total Revenue:	29,456	32,231	31,540	31,540	31,540	31,540	31,540
Fund Total Expenditure:	29,456	32,231	31,540	31,540	31,540	31,540	31,540
Balance:	0	0	0	0	0	0	0

218 DEBT SERVICE FUND

000 - Revenues

218-000-000 335120 STATE REVENUE SHARING	1,876,368	1,876,368	2,097,978	2,139,938	2,182,736	2,226,391	2,270,918
218-000-000 335160 PARI-MUTUEL DISTRIB REPLAC	223,250	223,250	223,250	227,715	232,269	236,915	241,653
218-000-000 335180 1/2 CENT SALES TAX/ORD	4,896,985	4,896,985	5,219,951	5,324,350	5,430,837	5,539,454	5,650,243
218-000-000 335182 1/2 CENT SALES TAX/SUP	89,308	89,308	89,975	91,774	93,609	95,482	97,391
218-000-000 361100 INTEREST EARNINGS	270	270	10	10	10	10	10
218-000-000 361120 FEDERATED MONEY MKT INT	2,538	2,538	10	10	10	10	10
218-000-000 361150 SBA INTEREST	483	483	10	10	10	10	10
218-000-000 400000 BUDGETED CASH BALANCE FO	0	569,057	0	0	0	0	0
	7,089,202	7,658,259	7,631,184	7,783,807	7,939,481	8,098,272	8,260,235

363 Bond Sinking Fund Expenditures

Department Fund Line Item Detail Proforma

Sumter County

Fiscal Year 2015

	FY 2014 Adopted	FY 2014 Amended	FY 2015 Budget	FY 2016 Budget	FY 2017 Budget	FY 2018 Budget	FY 2019 Budget
218 DEBT SERVICE FUND							
218-363-517 3100 PROFESSIONAL SERVICES	1,300	1,300	1,300	1,300	1,300	1,300	1,300
218-363-517 4914 BANK SERVICE CHARGES	100	100	100	100	100	100	100
218-363-517 7160 PRINCIPAL '06 DUE 6/1	340,000	340,000	360,000	375,000	345,000	360,000	375,000
218-363-517 7280 INTEREST '06 DUE 12/1	683,569	683,569	676,769	669,344	661,610	654,279	646,629
218-363-517 7290 INTEREST '06 DUE 6/1	683,569	683,569	676,769	669,344	661,610	654,279	646,629
	1,708,538	1,708,538	1,714,938	1,715,088	1,669,620	1,669,958	1,669,658
364 Refund Series 2003 Bonds - Hancock Bank Expenditures							
218-364-517 7125 PRINCIPAL-HANCOCK BANK SER	598,947	598,947	610,671	622,624	634,811	647,236	659,905
218-364-517 7225 INTEREST-HANCOCK BANK SERI	132,230	132,230	120,506	108,553	96,367	77,076	71,273
	731,177	731,177	731,177	731,177	731,178	724,312	731,178
980 Transfers Expenditures							
218-980-581 9101 TR GENERAL FUND	4,078,307	4,647,364	4,613,839	4,781,469	4,982,497	5,147,916	5,302,115
	4,078,307	4,647,364	4,613,839	4,781,469	4,982,497	5,147,916	5,302,115
996 Reserves Expenditures							
218-996-999 9316 RSRV CBF INT '06	451,180	451,180	446,230	441,073	436,186	431,086	425,617
218-996-999 9317 RSRV CBF PRINCIPAL '06	120,000	120,000	125,000	115,000	120,000	125,000	131,667
	571,180	571,180	571,230	556,073	556,186	556,086	557,284
Fund Total Revenue:	7,089,202	7,658,259	7,631,184	7,783,807	7,939,481	8,098,272	8,260,235
Fund Total Expenditure:	7,089,202	7,658,259	7,631,184	7,783,807	7,939,481	8,098,272	8,260,235
Balance:	0	0	0	0	0	0	0

305 CAPITAL OUTLAY RESERVE FUND

000 - Revenues

305-000-000 361150 SBA INTEREST	500	500	500	500	500	500	500
305-000-000 361153 SBA INT ARTICLE V	500	500	500	500	500	500	500
305-000-000 361310 FLGIT NET CHG INVESTMENT F	1,500	1,500	1,500	1,500	4,000	1,500	1,500
305-000-000 381113 TR FROM TOURIST DEV	1,650,000	1,598,851	70,000	0	0	0	0
305-000-000 381127 TRANSFER FROM COURT IMPR	290,797	296,628	281,602	279,047	274,763	276,225	277,907
305-000-000 381160 TRANSFER FROM GENERAL FU	1,370,500	6,470,433	3,368,906	4,600,000	1,500,000	1,500,000	1,500,000
305-000-000 384000 DEBT PROCEEDS	0	0	0	0	18,100,000	0	0
305-000-000 400000 BUDGETED CASH BALANCE FO	7,823,725	8,046,284	4,486,469	774,174	1,600,721	9,364,759	1,073,484
	11,137,522	16,414,696	8,209,477	5,655,721	21,480,484	11,143,484	2,853,891

010 Administrative Services Expenditures

305-010-511 6316 WAYFINDING SIGNAGE	300,000	300,000	220,000	0	0	0	0
305-010-511 6801 TOURISM WEBSITE	0	21,428	0	0	0	0	0
	300,000	321,428	220,000	0	0	0	0

091 Supervisor of Elections - Elections Expenditures

305-091-513 6400 MACH & EQPT >= \$5,000	0	0	660,003	0	500,725	0	0
	0	0	660,003	0	500,725	0	0

100 Facilities & Parks Services Expenditures

305-100-519 6214 SUMTERVILLE COMMUNITY CENT	61,000	61,000	0	0	0	0	0
305-100-562 6217 WILDWOOD HEALTH DEPT ADA U	0	5,000	0	0	0	0	0
305-100-519 6218 FACILITIES MAINTENANCE BLDG	0	25,000	100,000	0	0	0	0
305-100-519 6219 NEW CLERK OF CIRCUIT COURT	0	35,295	300,000	0	0	0	0
305-100-519 6240 BUILDINGS-HIST COURTHOUSE	0	544,387	0	0	0	0	0
305-100-519 6251 VSCSC TAX COLLECTOR UPGRA	156,565	171,872	0	0	0	0	0
305-100-519 6260 BLDGS - JUDICIAL CENTER RENO	4,074,000	4,135,035	2,120,000	0	0	0	0
305-100-519 6263 SCSSO RENOVATIONS	0	75,677	0	0	0	0	0
305-100-522 6264 NORTH SUMTER COUNTY PUBLIC	0	12,100	50,000	200,000	8,000,000	7,000,000	0

Department Fund Line Item Detail Proforma

Sumter County

Fiscal Year 2015

	FY 2014 Adopted	FY 2014 Amended	FY 2015 Budget	FY 2016 Budget	FY 2017 Budget	FY 2018 Budget	FY 2019 Budget
305 CAPITAL OUTLAY RESERVE FUND							
305-100-522 6265 SOUTH SUMTER COUNTY PUBLIC	0	5,300	20,000	300,000	2,000,000	2,500,000	0
	4,291,565	5,070,666	2,590,000	500,000	10,000,000	9,500,000	0
110 County Bldgs-Aq Center/Fair Grounds Expenditures							
305-110-519 6261 AG CENTER FAIRGROUNDS ADA	0	355,182	0	0	0	0	0
305-110-519 6262 LIVESTOCK PAVILION - COW PAL	1,782,000	1,782,000	1,028,000	0	0	0	0
305-110-519 6300 INFRASTRUCTURE	320,000	703,182	0	0	0	0	0
	2,102,000	2,840,364	1,028,000	0	0	0	0
182 Sumter County Fire and EMS Expenditures							
305-182-522 6100 LAND	0	54,019	0	0	0	0	0
305-182-522 6216 BUSHNELL FIRE STATION #11	0	3,500	200,000	2,300,000	0	0	0
305-182-522 6220 BUILDINGS - LAKE PAN FIRE STA	0	175,147	0	0	0	0	0
305-182-522 6228 FIRE & EMS TRAINING FACILITY	0	0	0	0	585,000	0	0
305-182-522 6241 WEBSTER FIRE STATION	0	235,458	0	0	0	0	0
305-182-522 6245 N WILDWOOD FIRE STATION	1,300,000	1,303,706	434,272	0	0	0	0
305-182-522 6255 SW BUSHNELL FIRE STATION	1,300,000	1,300,000	711,805	0	0	0	0
305-182-522 6400 MACH & EQPT >= \$5,000	175,000	675,000	1,261,446	1,255,000	1,030,000	570,000	450,000
	2,775,000	3,746,830	2,607,523	3,555,000	1,615,000	570,000	450,000
195 Local Mosquito Control Expenditures							
305-195-562 6332 MOSQUITO CONTROL FISH POND	0	0	50,777	0	0	0	0
	0	0	50,777	0	0	0	0
340 Road & Bridge Expenditures							
305-340-541 6232 PUBLIC WORKS ANNEX	0	263,548	0	0	0	0	0
	0	263,548	0	0	0	0	0
460 Library Program Expenditures							
305-460-571 6223 BUILDINGS-PANASOFFKEE LIB-P	0	242,772	0	0	0	0	0
305-460-571 6224 BELVEDERE LIBRARY EXPANSIO	1,225,000	1,384,787	279,000	0	0	0	0
305-460-571 6244 WEBSTER LIBRARY	0	186,671	0	0	0	0	0
	1,225,000	1,814,230	279,000	0	0	0	0
481 Former Parks Dept (merged with Facilities FY14/15) Expenditures							
305-481-572 6300 INFRASTRUCTURE	0	40,984	0	0	0	0	0
	0	40,984	0	0	0	0	0
991 Reserves Expenditures							
305-991-999 9303 RSRV FUTURE PROJECTS	443,957	2,316,646	774,174	1,600,721	9,364,759	1,073,484	2,403,891
	443,957	2,316,646	774,174	1,600,721	9,364,759	1,073,484	2,403,891
Fund Total Revenue:	11,137,522	16,414,696	8,209,477	5,655,721	21,480,484	11,143,484	2,853,891
Fund Total Expenditure:	11,137,522	16,414,696	8,209,477	5,655,721	21,480,484	11,143,484	2,853,891
Balance:	0	0	0	0	0	0	0

501 GROUP INSURANCE FUND

000 - Revenues

501-000-000 341200 PREMIUMS - EMPLOYEE	2,203,200	2,203,200	1,568,160	1,693,613	1,829,102	1,975,431	2,133,465
501-000-000 341201 PREMIUMS - DEPENDENT	916,150	916,150	936,400	1,011,312	1,092,217	1,179,594	1,273,961
501-000-000 341202 PREMIUMS-RETIREE	321,851	321,851	362,881	391,911	423,264	457,125	493,695
501-000-000 341203 PREMIUMS-EMPLOYEE PORTIO	368,220	368,220	398,293	430,156	464,569	501,735	541,873
501-000-000 341204 PREMIUMS-COBRA	38,000	38,000	38,000	38,000	38,000	38,000	38,000
501-000-000 341205 VISION	21,600	21,600	24,000	24,480	24,970	25,469	25,978
501-000-000 341210 VOLUNTARY LIFE INSURANCE	144,000	144,000	144,000	146,880	149,818	152,814	155,870
501-000-000 341220 PREMIUMS - DISABILITY	84,000	84,000	84,000	85,680	87,393	89,142	90,925
501-000-000 341230 MEDICAL FSA	159,897	159,897	167,754	170,780	173,839	176,658	180,054

Department Fund Line Item Detail Proforma

Sumter County

Fiscal Year 2015

	FY 2014 Adopted	FY 2014 Amended	FY 2015 Budget	FY 2016 Budget	FY 2017 Budget	FY 2018 Budget	FY 2019 Budget
501 GROUP INSURANCE FUND							
501-000-000 341240 DEPENDENT CARE FSA	8,405	8,405	5,500	5,939	6,414	6,927	7,481
501-000-000 361150 SBA INTEREST	1,000	1,000	1,000	1,000	1,000	1,000	1,000
501-000-000 361310 FLGIT NET CHG INVESTMENT F	10,000	10,000	10,000	10,000	10,000	10,000	10,000
501-000-000 369900 OTHER MISC REVENUE	148,200	148,200	105,000	107,100	109,242	111,427	113,656
501-000-000 369945 RETIREE DRUG SUBSIDIARY	40,000	40,000	40,000	40,000	40,000	40,000	40,000
501-000-000 381004 TRANS FR GEN FUND	3,727,080	3,727,080	3,522,900	3,593,358	3,665,225	3,738,530	3,813,301
501-000-000 400000 BUDGETED CASH BALANCE FO	3,609,581	3,640,487	3,609,581	3,681,773	3,755,408	3,830,516	3,907,126
	11,801,184	11,832,090	11,017,469	11,431,982	11,870,461	12,334,368	12,826,385
590 Health Benefits Expenditures							
501-590-591 3100 PROFESSIONAL SERVICES	82,000	82,000	84,000	84,000	84,000	84,000	84,000
501-590-591 3400 OTHER SERVICES	52,500	52,500	52,957	54,016	55,096	56,198	57,322
501-590-591 3409 CONTRACT SVCS - WELLNESS P	128,000	128,000	3,500	3,570	3,641	3,714	3,788
501-590-591 4000 TRAVEL AND PER DIEM	250	250	250	250	250	250	250
501-590-591 4200 POSTAGE	750	750	750	750	750	750	750
501-590-591 4509 INSURANCE-SPECIFIC LOSS	432,195	432,195	447,249	483,029	521,671	563,405	608,477
501-590-591 4540 HEALTH CLAIMS	5,616,400	5,615,104	5,588,466	5,847,215	6,122,901	6,416,533	6,730,306
501-590-591 4545 PPACA FEES	0	1,296	87,700	87,700	87,700	2,700	2,700
501-590-591 4550 DENTAL CLAIMS	371,604	371,604	334,758	361,539	390,462	421,699	455,435
501-590-591 4560 PLAN MANAGEMENT	441,554	441,554	442,238	451,083	460,105	469,307	478,693
501-590-591 4590 AGGREGATE PREMIUM	33,303	33,303	33,355	36,023	38,905	42,018	45,379
501-590-591 5100 OFFICE SUPPLIES	300	300	300	300	300	300	300
501-590-591 5200 OPERATING SUPPLIES	500	500	500	500	500	500	500
501-590-591 5400 BOOKS, SUBSCRIPT, DUES	450	450	450	450	450	450	450
501-590-591 5500 TRAINING	500	500	650	650	650	650	650
	7,160,306	7,160,306	7,077,123	7,411,075	7,767,381	8,062,474	8,469,000
595 Supplementary Benefits Expenditures							
501-595-591 4530 LIFE INSURANCE PREMIUM	37,380	37,380	40,761	41,576	42,408	43,256	44,121
501-595-591 4537 LONG TERM DISAB PREMIUMS	84,000	84,000	84,000	85,680	87,394	89,142	90,925
501-595-591 4539 SHORT TERM DISAB PREMIUMS	75,600	75,600	91,900	93,738	95,613	97,525	99,476
501-595-591 4570 AD&D PREMIUM	7,080	7,080	7,080	7,222	7,366	7,513	7,663
501-595-591 4575 VOLUNTARY LIFE PREMIUM	144,000	144,000	144,000	146,880	149,818	152,814	155,870
501-595-591 4581 VISION PREMIUMS	21,600	21,600	24,000	24,480	24,970	25,469	25,978
	369,660	369,660	391,741	399,576	407,569	415,719	424,033
596 Flex Plan Expenditures							
501-596-591 4510 FSA CLAIMS	159,897	168,302	173,254	176,719	180,253	183,858	187,535
501-596-591 4515 DCAP FSA CLAIMS	8,405	0	0	0	0	0	0
501-596-591 4520 FSA ADMIN FEE	6,729	6,729	8,550	8,721	8,895	9,073	9,254
	175,031	175,031	181,804	185,440	189,148	192,931	196,789
991 Reserves Expenditures							
501-991-999 9300 RSRV CONTINGENCIES	2,946,187	2,977,093	2,216,801	2,262,891	2,309,903	2,442,855	2,491,766
501-991-999 9324 RSRV CLAIMS RUN-OFF	1,150,000	1,150,000	1,150,000	1,173,000	1,196,460	1,220,389	1,244,797
	4,096,187	4,127,093	3,366,801	3,435,891	3,506,363	3,663,244	3,736,563
Fund Total Revenue:	11,801,184	11,832,090	11,017,469	11,431,982	11,870,461	12,334,368	12,826,385
Fund Total Expenditure:	11,801,184	11,832,090	11,017,469	11,431,982	11,870,461	12,334,368	12,826,385
Balance:	0	0	0	0	0	0	0
Total Revenues:	172,144,854	197,478,685	183,180,146	167,150,561	185,081,508	173,596,975	169,358,860
Total Expenditures:	172,144,854	197,478,685	183,180,146	167,150,562	185,081,506	173,596,977	169,358,860
Balance:	0	0	0	0	0	0	0